



US00D568130S

(12) **United States Design Patent**
Arns

(10) **Patent No.:** **US D568,130 S**

(45) **Date of Patent:** **** May 6, 2008**

(54) **STAPLE GUN**

(75) Inventor: **Stefan Arns**, Stenkullen (SE)

(73) Assignee: **Isaberg Rapid AB**, Hestra (SE)

(**) Term: **14 Years**

(21) Appl. No.: **29/266,051**

(22) Filed: **Sep. 14, 2006**

(30) **Foreign Application Priority Data**

Mar. 15, 2006 (EM) 000503669-0001

(51) **LOC (8) Cl.** **19-02**

(52) **U.S. Cl.** **D8/49**

(58) **Field of Classification Search** D8/49,
D8/50, 61; D19/72; 227/120, 127, 128,
227/131, 132, 134, 156

See application file for complete search history.

(56) **References Cited**

U.S. PATENT DOCUMENTS

4,184,620	A *	1/1980	Ewig	227/8
4,450,998	A *	5/1984	Ruskin	227/8
D280,069	S *	8/1985	Hillinger	D8/49
D285,164	S *	8/1986	Jacoff	D8/49
D360,119	S *	7/1995	Fealey	D8/49

D411,422	S *	6/1999	Juhlin et al.	D8/49
D419,411	S *	1/2000	Elie	D8/49
D454,289	S *	3/2002	Huang	D8/49
D517,385	S *	3/2006	Arns	D8/49
D518,695	S *	4/2006	Hu	D8/49
D531,469	S *	11/2006	Osberg et al.	D8/49
2004/0084504	A1 *	5/2004	Shor	227/132

* cited by examiner

Primary Examiner—Cathron C. Brooks

Assistant Examiner—Austin Murphy

(74) *Attorney, Agent, or Firm*—Miles & Stockbridge P.C.

(57) **CLAIM**

The ornamental design for a staple gun, as shown.

DESCRIPTION

FIG. 1 is a front, left-side perspective view of a staple gun showing my new design;

FIG. 2 is a right side view thereof;

FIG. 3 is a rear view thereof;


FIG. 4 is a left side view thereof;

FIG. 5 is a front view thereof;

FIG. 6 is a top view thereof; and,

FIG. 7 is a bottom view thereof.

1 Claim, 7 Drawing Sheets






FIG. 1

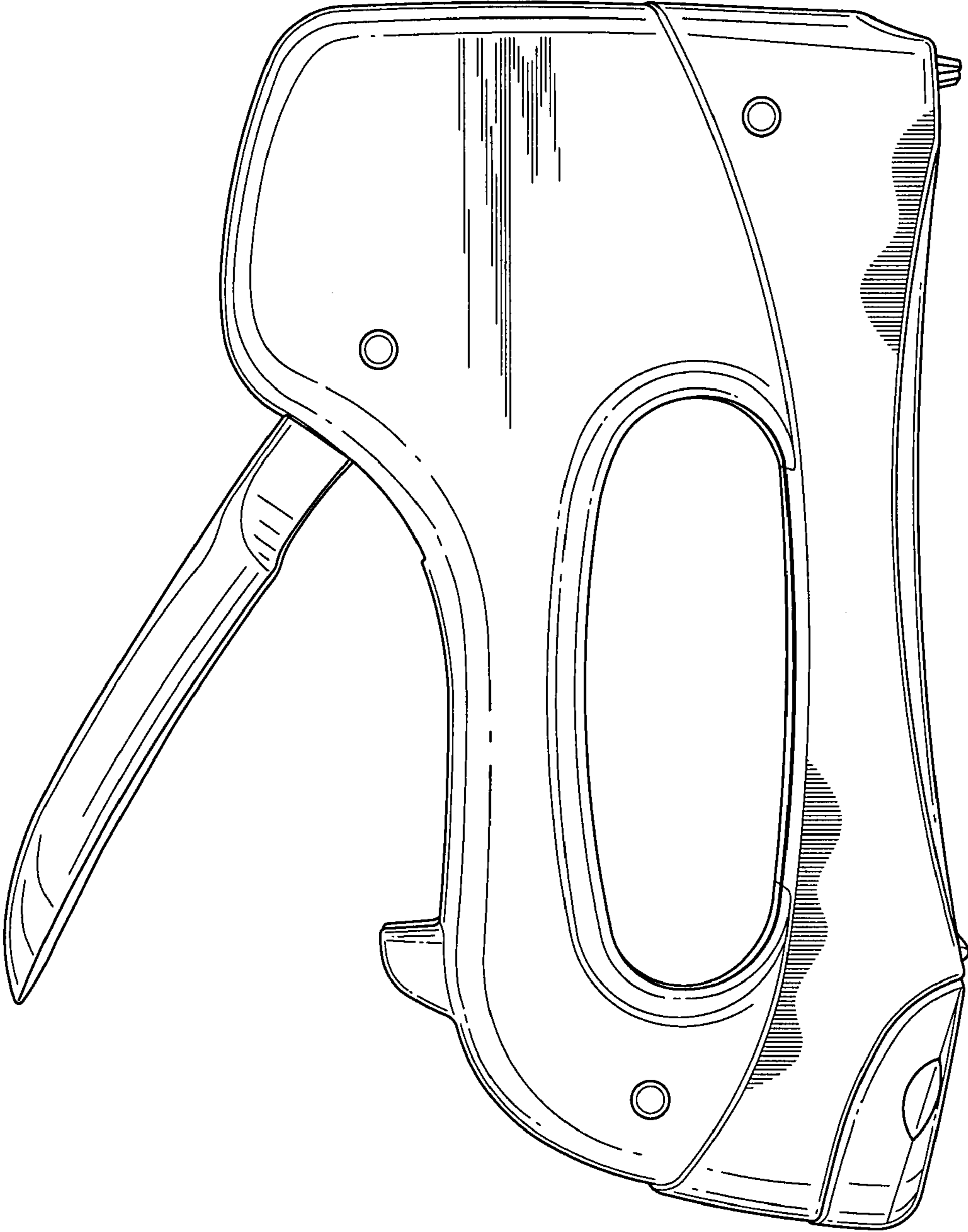


FIG. 2

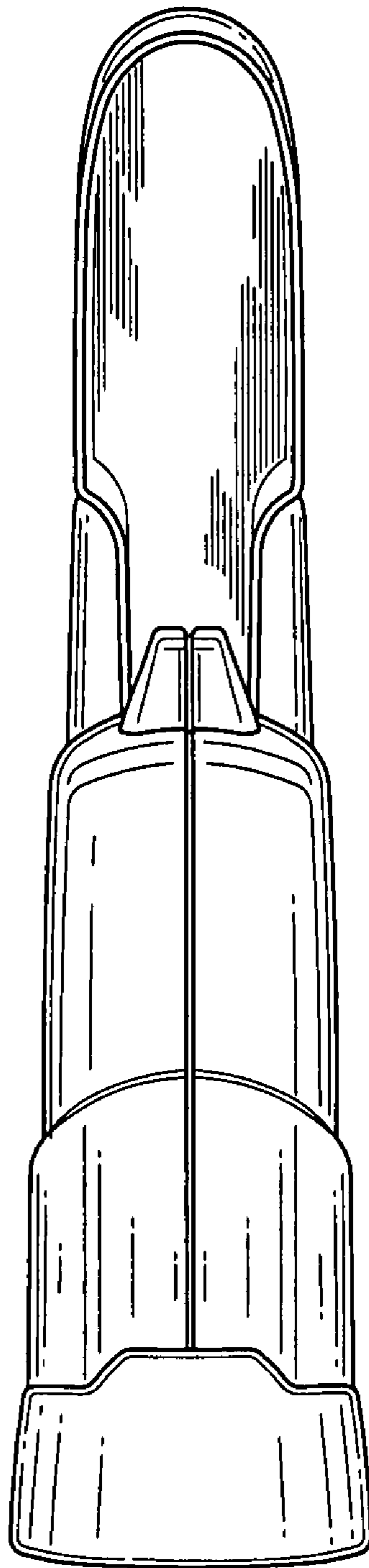


FIG. 3

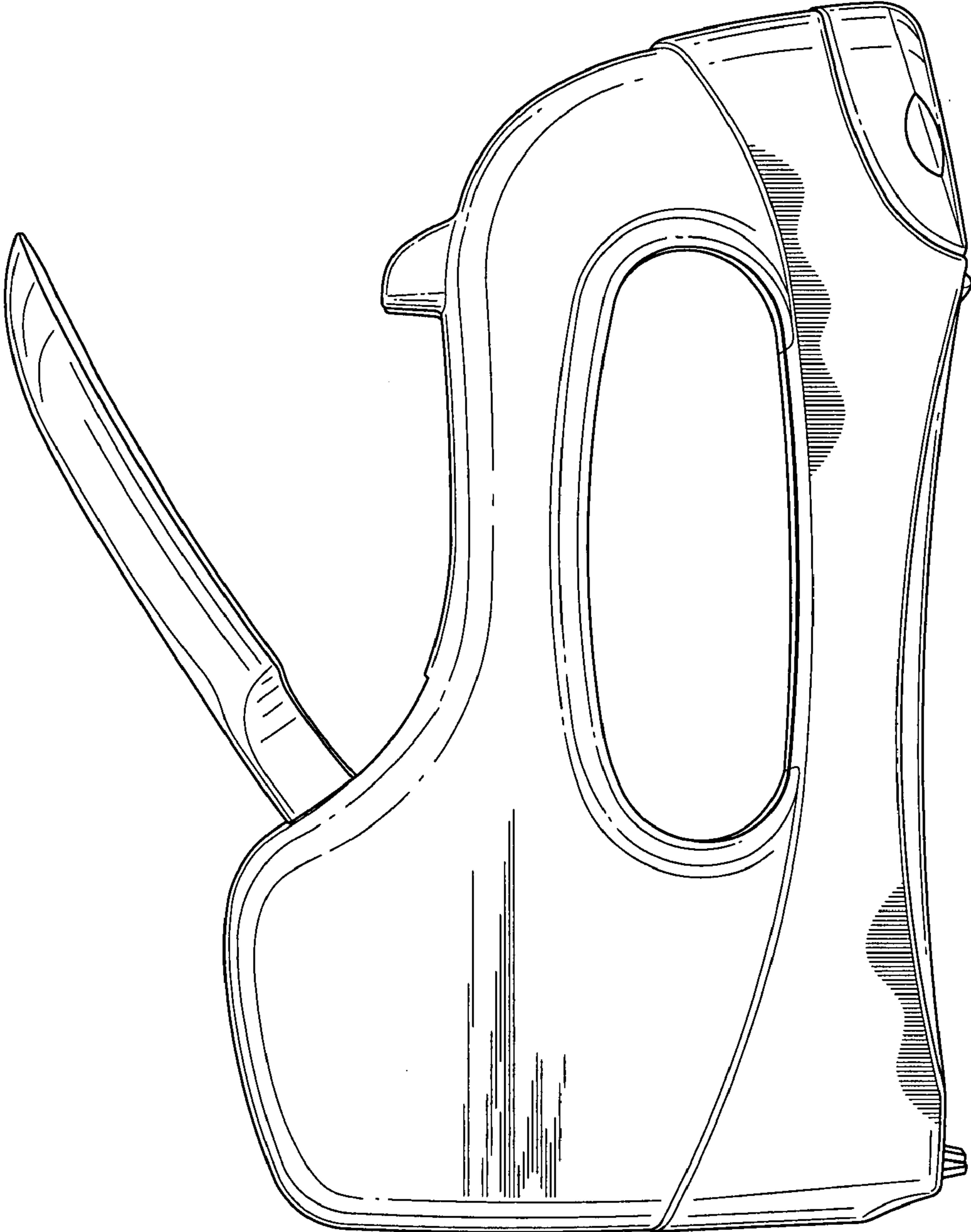


FIG. 4

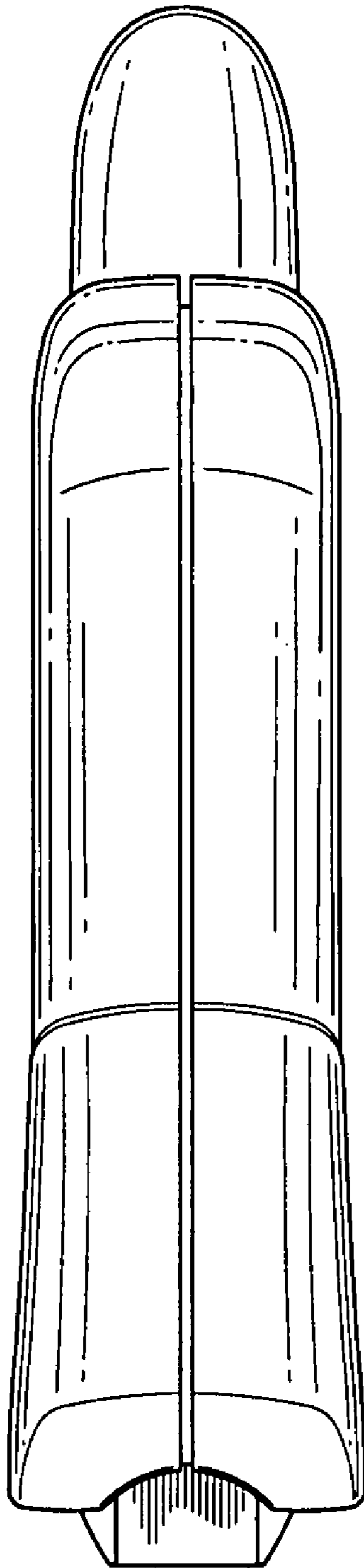


FIG. 5

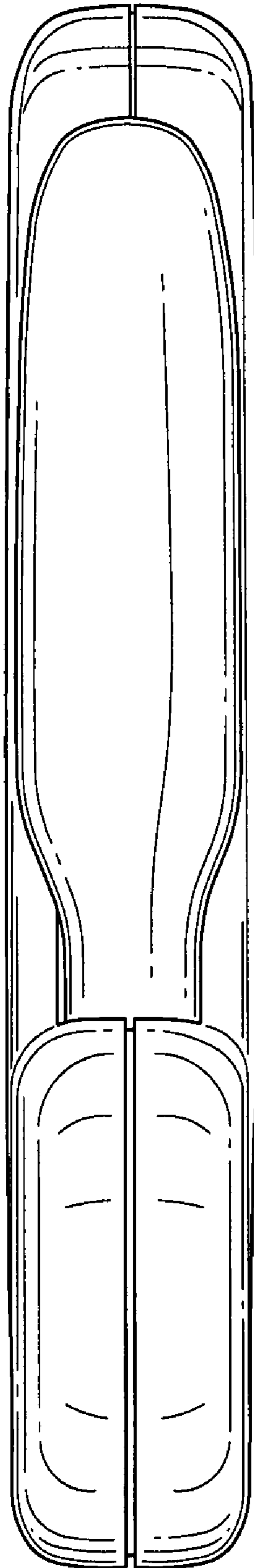


FIG. 6



FIG. 7