



US00D568129S

(12) **United States Design Patent**
Arns

(10) **Patent No.:** **US D568,129 S**

(45) **Date of Patent:** **** May 6, 2008**

(54) **STAPLE GUN**

(75) Inventor: **Stefan Arns**, Stenkullen (SE)

(73) Assignee: **Isaberg Rapid AB**, Hestra (SE)

(**) Term: **14 Years**

(21) Appl. No.: **29/241,475**

(22) Filed: **Oct. 28, 2005**

(30) **Foreign Application Priority Data**

Apr. 28, 2005 (SE) 000339486-0001

(51) **LOC (8) Cl.** **19-02**

(52) **U.S. Cl.** **D8/49**

(58) **Field of Classification Search** D8/49,
D8/50, 61; D19/72; 227/120, 127, 128,
227/131, 132, 134, 156

See application file for complete search history.

(56) **References Cited**

U.S. PATENT DOCUMENTS

- D165,414 S * 12/1951 Crosby D8/49
- 2,657,384 A * 11/1953 Borouhgs 227/132
- 3,034,128 A * 5/1962 Robbins 227/156
- D280,069 S * 8/1985 Hillinger D8/49
- 4,706,869 A * 11/1987 Knispel et al. 227/156
- D360,119 S * 7/1995 Fealey D8/49

- 5,699,949 A * 12/1997 Marks 227/132
- 5,702,046 A * 12/1997 Rokita et al. 227/110
- D411,422 S * 6/1999 Juhlin et al. D8/49
- D419,411 S * 1/2000 Elie D8/49
- D454,289 S * 3/2002 Huang D8/49
- D517,385 S * 3/2006 Arns D8/49
- 2004/0084504 A1* 5/2004 Shor 227/132

* cited by examiner

Primary Examiner—Cathron C. Brooks

Assistant Examiner—Austin Murphy

(74) *Attorney, Agent, or Firm*—Miles & Stockbridge P.C.

(57) **CLAIM**

The ornamental design for a staple gun, as shown and described.

DESCRIPTION

FIG. 1 is a front, left-side perspective view of a staple gun showing my new design;

FIG. 2 is a left-side elevation view thereof;

FIG. 3 is a right-side elevation view thereof;

FIG. 4 is a top view thereof;

FIG. 5 is a bottom view thereof;

FIG. 6 is a front elevation view thereof; and,

FIG. 7 is a rear elevation view thereof.

1 Claim, 5 Drawing Sheets


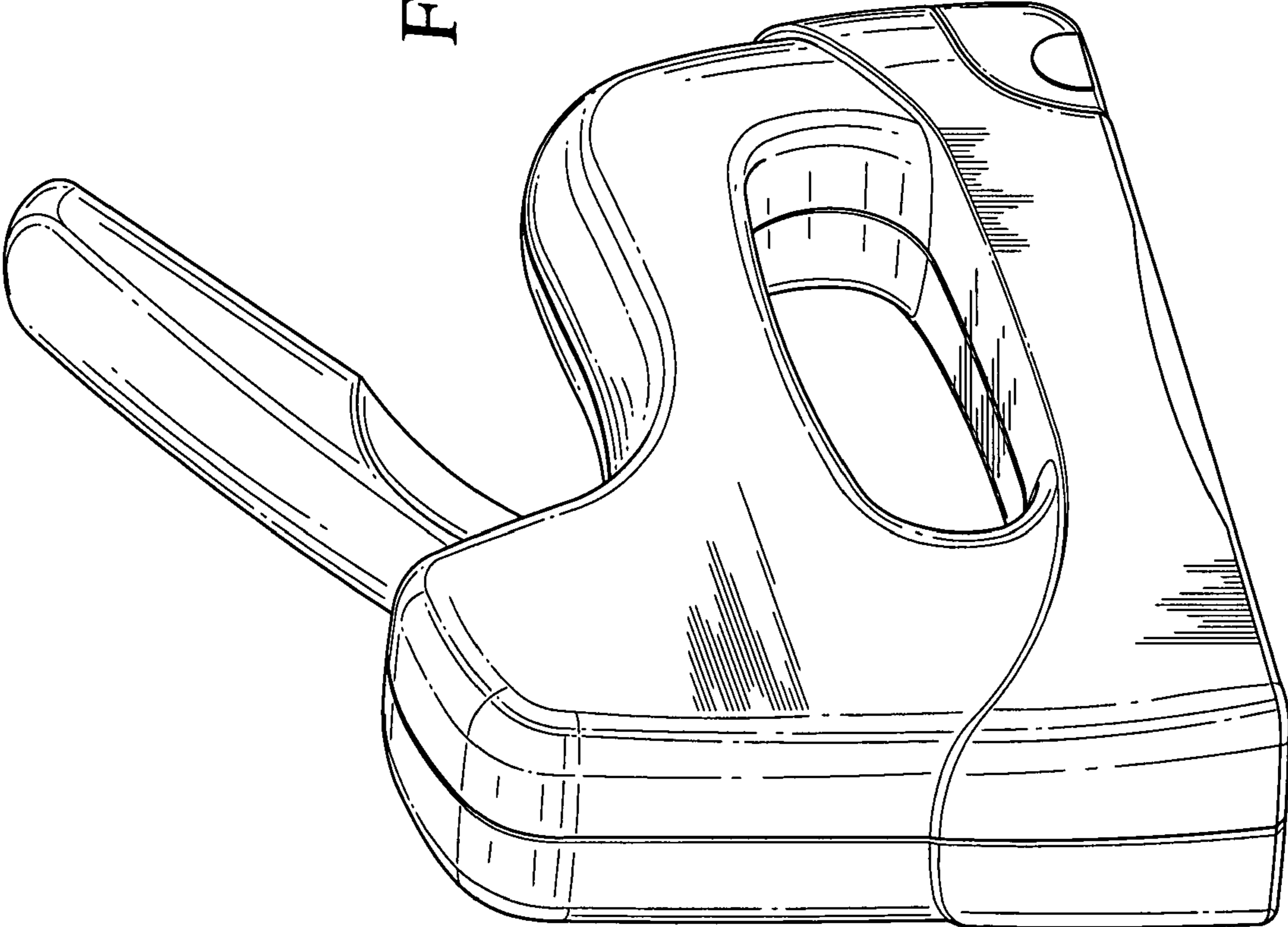


FIG. 1



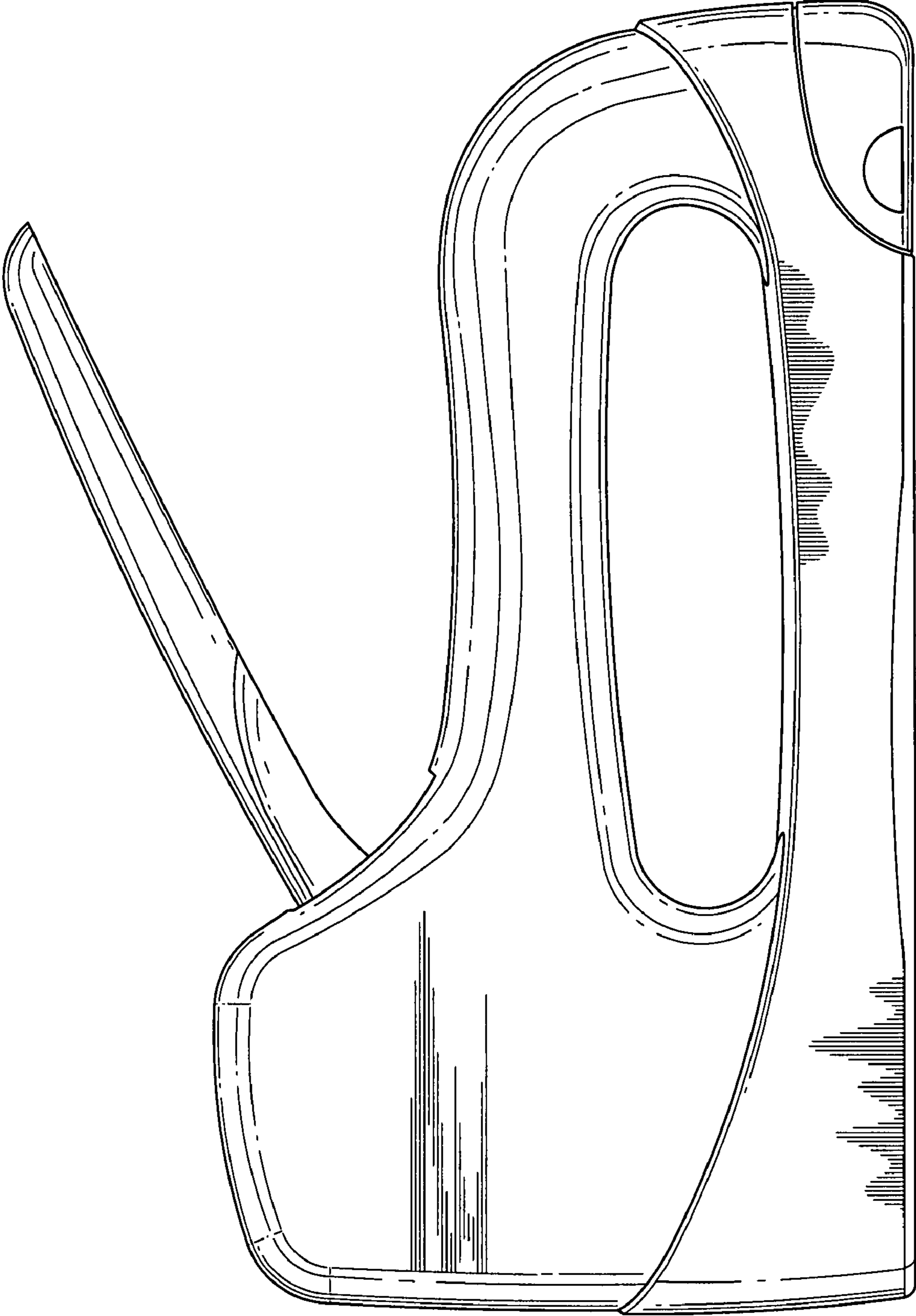


FIG. 2

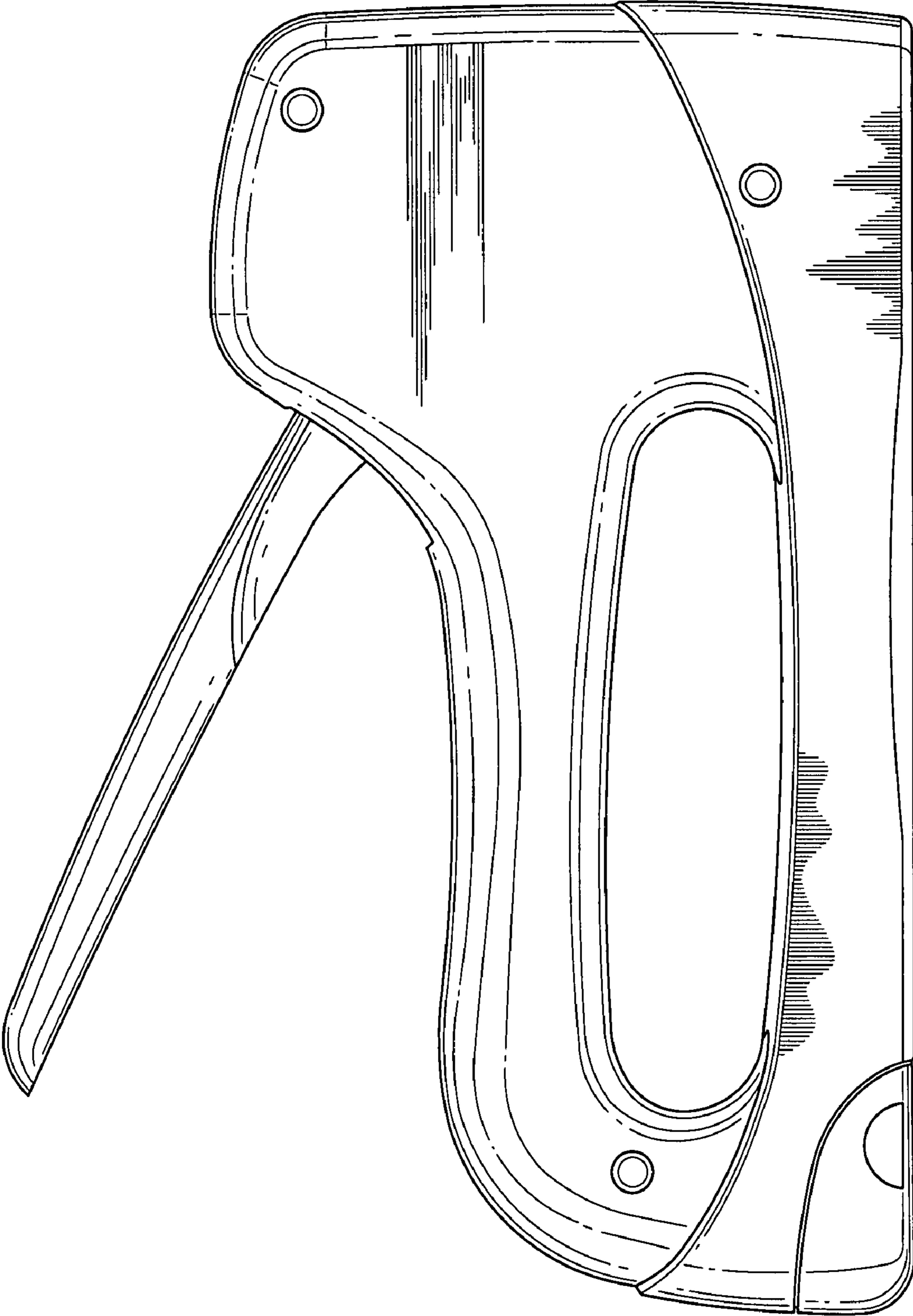


FIG. 3

FIG. 4

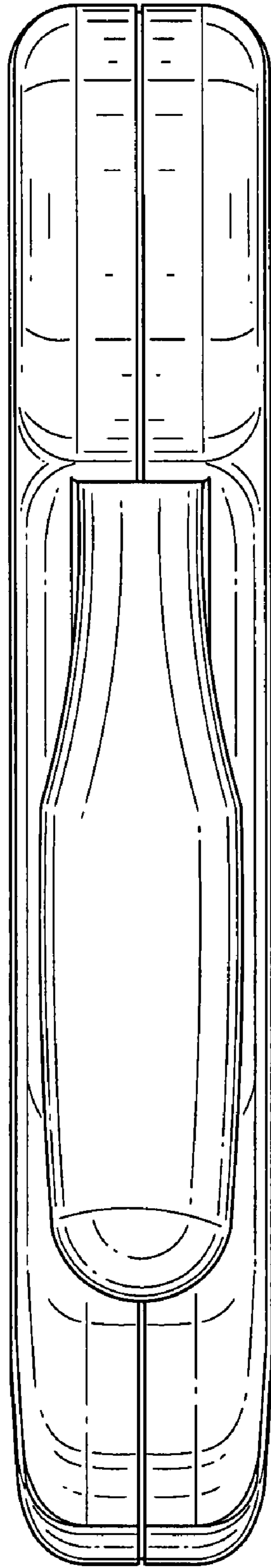


FIG. 5




FIG. 7

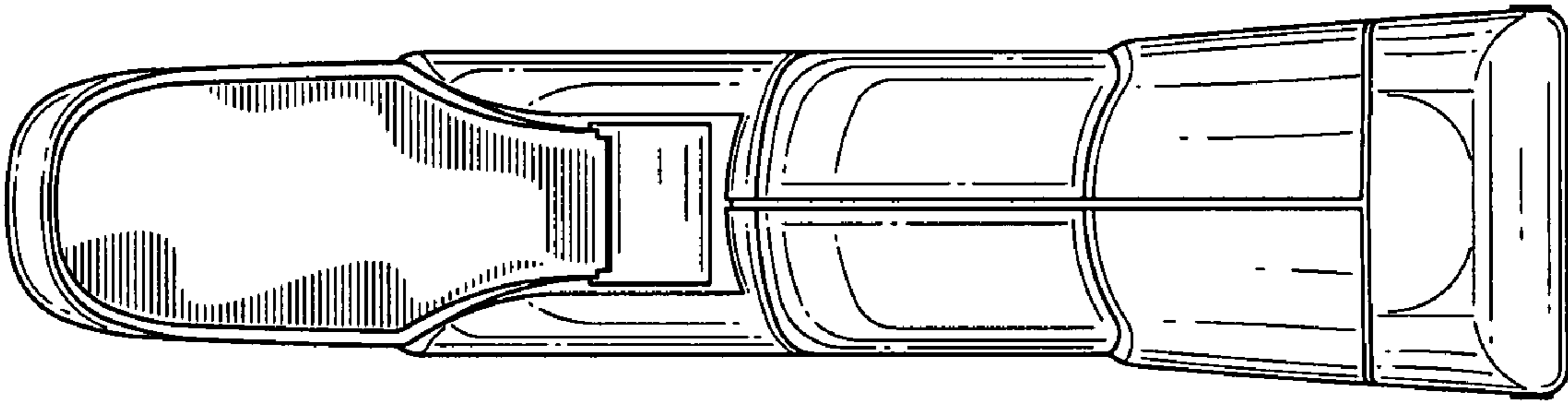


FIG. 6

