

US00D568119S

(12) **United States Design Patent**
Horton

(10) **Patent No.:** **US D568,119 S**

(45) **Date of Patent:** **** May 6, 2008**

(54) **COMBINED VEGETABLE MASHER AND MEAT SCRAMBLER**

4,763,414 A 8/1988 McNeill, II
D425,763 S * 5/2000 Begley et al. D7/682
D534,043 S * 12/2006 Plunkett D7/682

(76) Inventor: **Rodney Horton**, 7 Edna Rd.,
Dorchester, MA (US) 02124

* cited by examiner

(**) Term: **14 Years**

Primary Examiner—Terry A Wallace
(74) *Attorney, Agent, or Firm*—Davis Bujold & Daniels,
P.L.L.C.

(21) Appl. No.: **29/281,358**

(22) Filed: **Jun. 21, 2007**

(57) **CLAIM**

(51) **LOC (8) Cl.** **07-04**

I claim the ornamental design for a combined vegetable masher and meat scrambler, as shown and described.

(52) **U.S. Cl.** **D7/682**

(58) **Field of Classification Search** D7/682,
D7/672, 697; 452/102, 141, 145–147; 241/168,
241/169, 169.1, 169.2, 285.1; 99/638; 30/113.1,
30/301, 302

DESCRIPTION

See application file for complete search history.

FIG. 1 is a perspective view of the combined vegetable masher and meat scrambler representing at a first end a meat cutter defined by a tapered open end of the partial cylinder and at a second end a grid defining a potato masher;

(56) **References Cited**

U.S. PATENT DOCUMENTS

FIG. 2 is a right side elevational view of the combined vegetable masher and meat scrambler, a left side elevational view being exactly the same;


848,823 A	4/1907	Harding	
1,353,520 A	9/1920	Defenbaugh	
1,699,585 A	1/1929	Earles	
1,791,826 A	2/1931	Middleton	
2,447,301 A *	8/1948	Wright	30/301
2,505,917 A	5/1950	Schumacher	
2,714,909 A	8/1955	Bryn	
3,005,260 A	10/1961	Muse	
D194,799 S	3/1963	Elder et al.	
3,765,275 A	10/1973	Johnson	
3,865,317 A	2/1975	Brehm	
4,310,969 A *	1/1982	Cannizzaro et al.	30/113.1
4,345,516 A	8/1982	Sinclair	
4,596,073 A *	6/1986	Ewald	30/113.1

FIG. 3 is a bottom view of the combined vegetable masher and meat scrambler showing the grid across the second end of the partial cylinder;

FIG. 4 is a top view of the combined vegetable masher and meat scrambler observing directly the meat cutter at the first end of the device; and,

FIG. 5 is a perspective view of a second embodiment of the combined vegetable masher and meat scrambler indicative of indefinite length of the device.

1 Claim, 5 Drawing Sheets






FIG. 1




FIG. 2

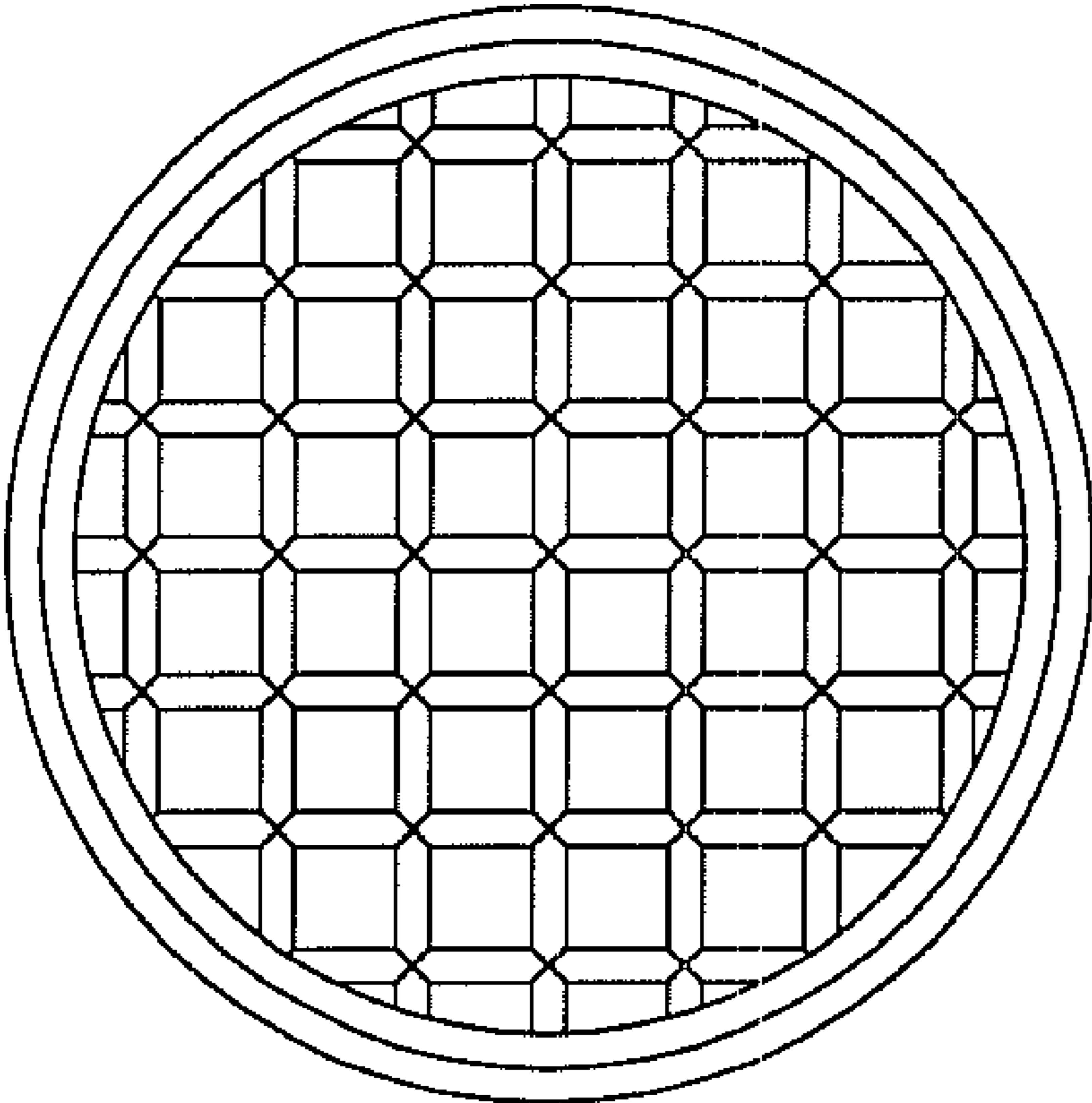


FIG. 3

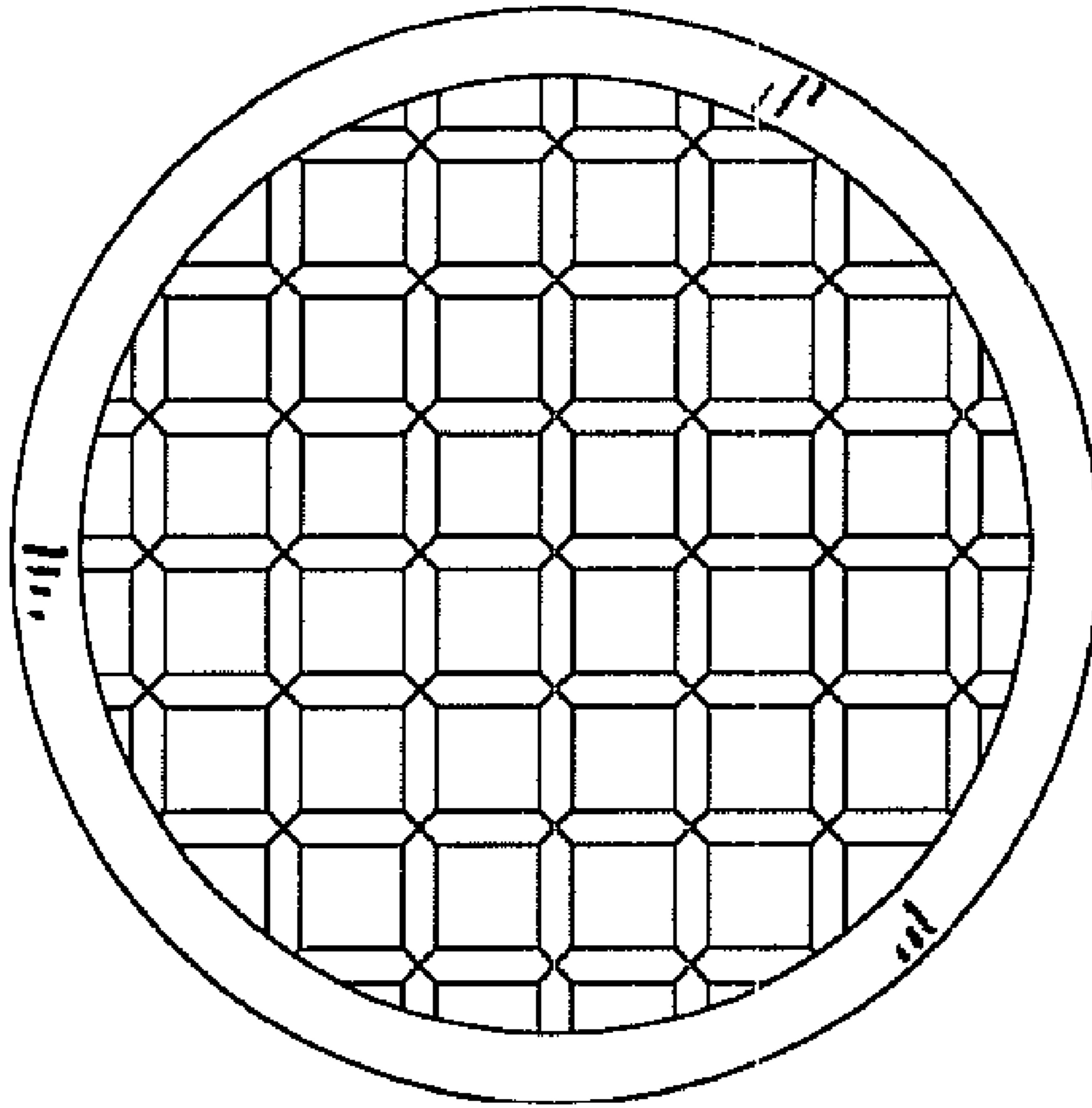


FIG. 4

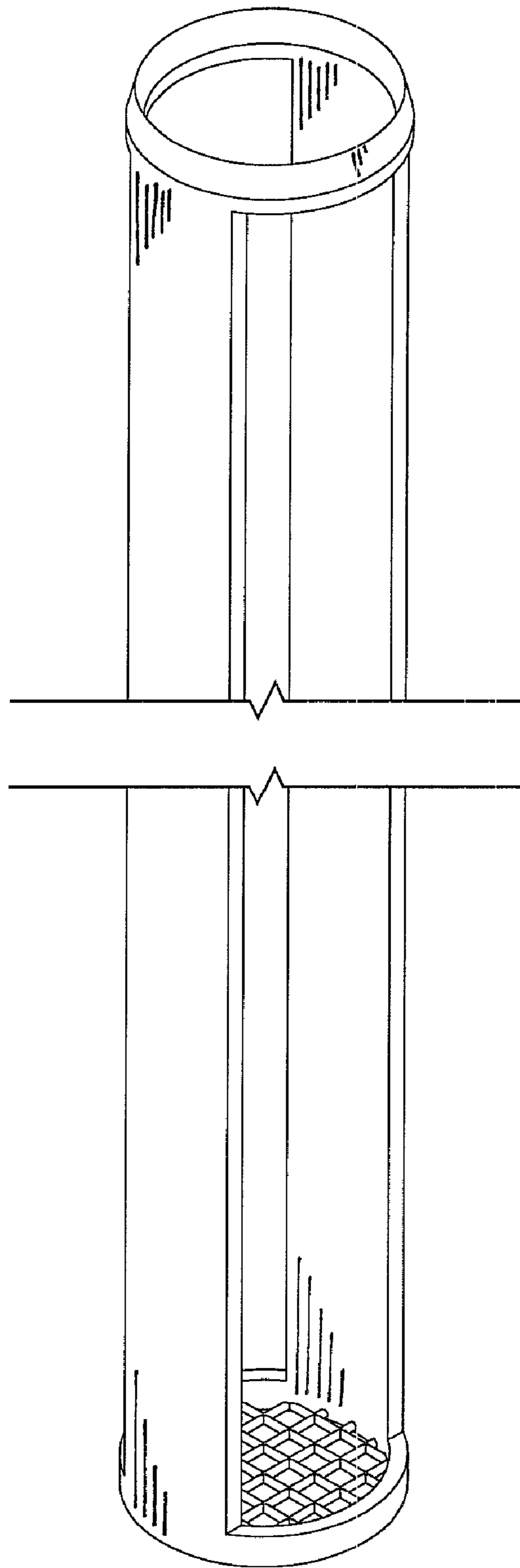


FIG. 5