

US00D568100S

(12) **United States Design Patent** (10) **Patent No.:** **US D568,100 S**  
**Jeon** (45) **Date of Patent:** **\*\* May 6, 2008**

(54) **HANDLE FOR ELECTRONIC OVEN**

(75) Inventor: **Sei-II Jeon**, Seoul (KR)  
 (73) Assignee: **Samsung Electronics Co., Ltd.**,  
 Kyunggi-do (KR)  
 (\*\*) Term: **14 Years**

(21) Appl. No.: **29/266,200**  
 (22) Filed: **Sep. 15, 2006**

(51) **LOC (8) Cl.** ..... **07-02**  
 (52) **U.S. Cl.** ..... **D7/402**  
 (58) **Field of Classification Search** ..... D7/402-406,  
 D7/339-341, 346-351; D8/300-301, 306,  
 D8/315-320, 338, 352-353, DIG. 1; 16/110 R,  
 16/111 R, 412-415, 436, DIG. 18, DIG. 19;  
 126/39 R, 39 B, 19 R, 273 A  
 See application file for complete search history.

(56) **References Cited**

**U.S. PATENT DOCUMENTS**

D190,266 S	*	5/1961	Watt	.....	D8/DIG. 1
D218,619 S	*	9/1970	Young	.....	D8/316
D266,122 S	*	9/1982	Haug	.....	D8/316
D370,617 S	*	6/1996	Decursu et al.	.....	D8/316
D400,424 S	*	11/1998	Lewis et al.	.....	D8/316
D424,873 S	*	5/2000	Holbrook	.....	D7/402
D449,215 S	*	10/2001	Bertani	.....	D8/316
D471,403 S	*	3/2003	Jones et al.	.....	D7/405
D488,699 S	*	4/2004	Jackovin	.....	D8/316
D511,955 S	*	11/2005	Baldwin et al.	.....	D8/301
D513,694 S	*	1/2006	Vitkauskas	.....	D8/300
D516,406 S	*	3/2006	Brammer et al.	.....	D8/300
D524,103 S	*	7/2006	Bradshaw	.....	D7/405

**OTHER PUBLICATIONS**

U.S. Appl. No. 29/266,199, Applicant: Sei-II Jeon filed Sep. 15, 2006 entitled Knob For Electronic Oven.  
 U.S. Appl. No. 29/266,198, Applicant: Kang-Doo Kim filed Sep. 15, 2006 entitled Knob For Electronic Oven.  
 U.S. Appl. No. 29/266,197, Applicant: Kang-Doo Kim filed Sep. 15, 2006 entitled Knob For Electronic Oven.  
 U.S. Appl. No. 29/266,196, Applicant: Sei-II Jeon filed Sep. 15, 2006 entitled Electronic Oven.  
 U.S. Appl. No. 29/266,195, Applicant: Sei-II Jeon filed Sep. 15, 2006 entitled Electronic Oven.  
 U.S. Appl. No. 29/266,202, Applicant: Sei-II Jeon filed Sep. 15, 2006 entitled Electronic Oven.

\* cited by examiner

*Primary Examiner*—Robert A. Delehanty

*Assistant Examiner*—Mark Cavanna

(74) *Attorney, Agent, or Firm*—Flynn, Thiel, Boutell & Tanis, P.C.

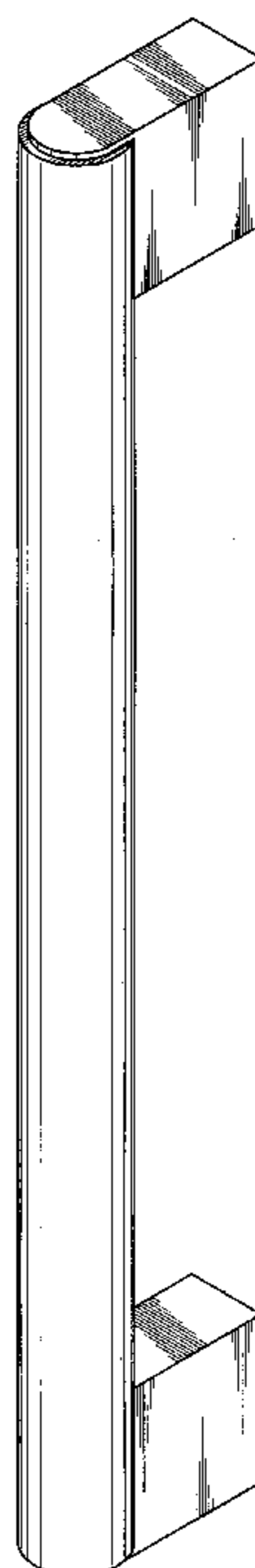
(57) **CLAIM**

The ornamental design for handle for electronic oven, as shown and described.

**DESCRIPTION**

FIG. 1 is a top front perspective view of a handle for electronic oven showing our new design;  
 FIG. 2 is a front elevational view thereof;  
 FIG. 3 is a rear elevational view thereof;  
 FIG. 4 is a left side elevational view, the right side being symmetrical thereof; and,  
 FIG. 5 is a top plan view, the bottom plan being symmetrical thereof.

**1 Claim, 3 Drawing Sheets**






FIG. 1

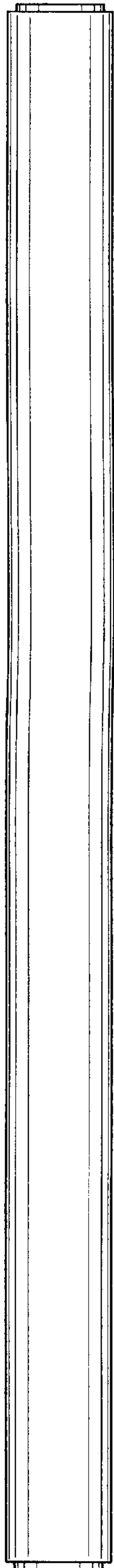


FIG. 2




FIG. 3

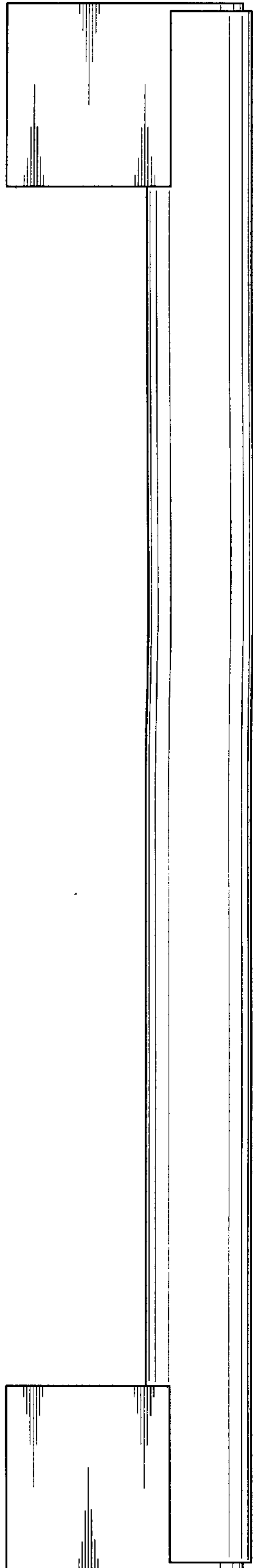


FIG. 4




FIG. 5