



US00D568097S

(12) **United States Design Patent**  
**Thuliez**

(10) **Patent No.:** **US D568,097 S**

(45) **Date of Patent:** **\*\* May 6, 2008**

(54) **FILTER ACCESSORY FOR CARAFE**

(75) Inventor: **Jean-Luc Thuliez**, LaNeuveville (CH)

(73) Assignee: **Heinz Lamprecht**, Laupersdorf (CH)

(\*\*) Term: **14 Years**

(21) Appl. No.: **29/296,023**

(22) Filed: **Oct. 12, 2007**

**Related U.S. Application Data**

(62) Division of application No. 29/264,609, filed on Aug. 11, 2006.

(30) **Foreign Application Priority Data**

Feb. 14, 2006 (EM) ..... 000479654

(51) **LOC (8) Cl.** ..... **07-01**

(52) **U.S. Cl.** ..... **D7/400**

(58) **Field of Classification Search** ..... D7/400,  
D7/213, 672, 359, 399, 397; D1/100, 102,  
D1/105, 127, 199; D23/207, 209; D24/101;  
99/304, 295; 210/136, 455, 473, 269; 464/77;  
426/110; 220/495; 206/525

See application file for complete search history.

(56) **References Cited**

**U.S. PATENT DOCUMENTS**

- D14,327 S \* 9/1883 Mazzetti ..... D7/672
- 874,418 A \* 12/1907 McEvoy ..... 166/229
- 2,032,483 A \* 3/1936 Isenberg ..... 249/158
- 2,750,294 A \* 6/1956 Peters ..... 426/124
- 3,083,100 A \* 3/1963 Baran ..... 99/295
- 3,411,431 A \* 11/1968 Moerlini et al. .... 99/304
- 4,368,123 A \* 1/1983 Stanley ..... 210/269
- 4,471,689 A \* 9/1984 Piana ..... 99/295

- 4,921,712 A \* 5/1990 Malmquist ..... 464/77
- 5,084,277 A \* 1/1992 Greco et al. .... 424/433
- D345,670 S 4/1994 Piret
- 5,593,587 A \* 1/1997 Fumihiko ..... 210/470
- D422,749 S \* 4/2000 Binstock et al. .... D28/8.1
- D437,175 S 2/2001 Brady
- D439,790 S 4/2001 Matsushita et al.
- D444,843 S 7/2001 Hilgers et al.
- 6,254,768 B1 \* 7/2001 Dulieu et al. .... 210/91
- 6,602,406 B1 \* 8/2003 Nohren et al. .... 210/136
- D498,384 S 11/2004 McWilliam
- D505,593 S 5/2005 Chen
- D524,087 S 7/2006 Ali
- D527,940 S 9/2006 Cohen

\* cited by examiner

*Primary Examiner*—Marianne Pandozzi

*Assistant Examiner*—J. Scott

(74) *Attorney, Agent, or Firm*—Davis Bujold & Daniels, P.L.L.C.

(57) **CLAIM**

I claim the ornamental design for a filter accessory for carafe, as shown and described.

**DESCRIPTION**

FIG. 1 is a perspective view of a filter accessory for carafe embodying my new design;

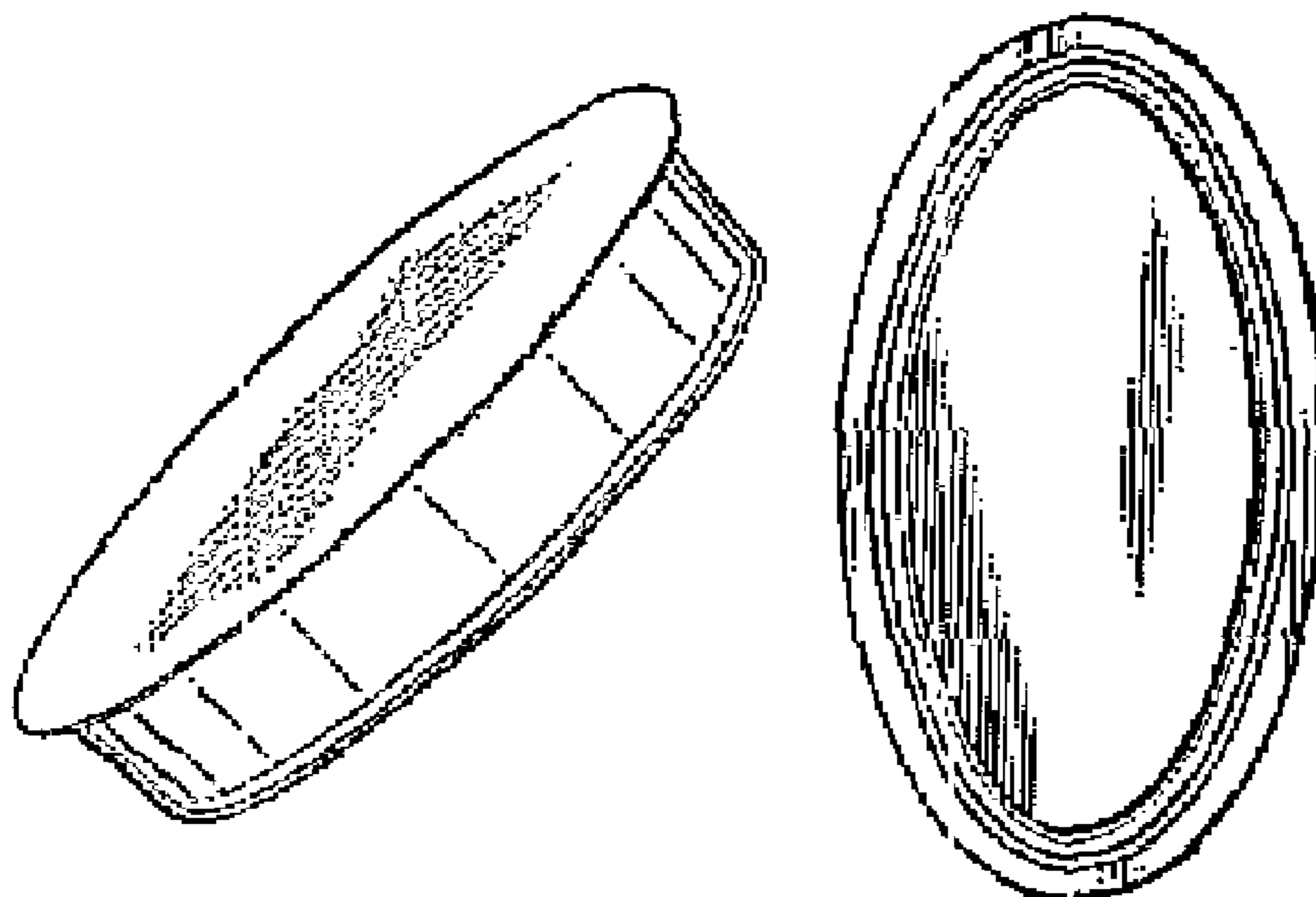
FIG. 2 is a front elevational view of FIG. 1;

FIG. 3 is a rear elevational view of FIG. 2;

FIG. 4 is a right side elevational view of FIG. 2, with the left side elevational view being a mirror image thereof; and,

FIG. 5 is a bottom plan view of FIG. 2, with the top plan view being a mirror image thereof.

**1 Claim, 1 Drawing Sheet**



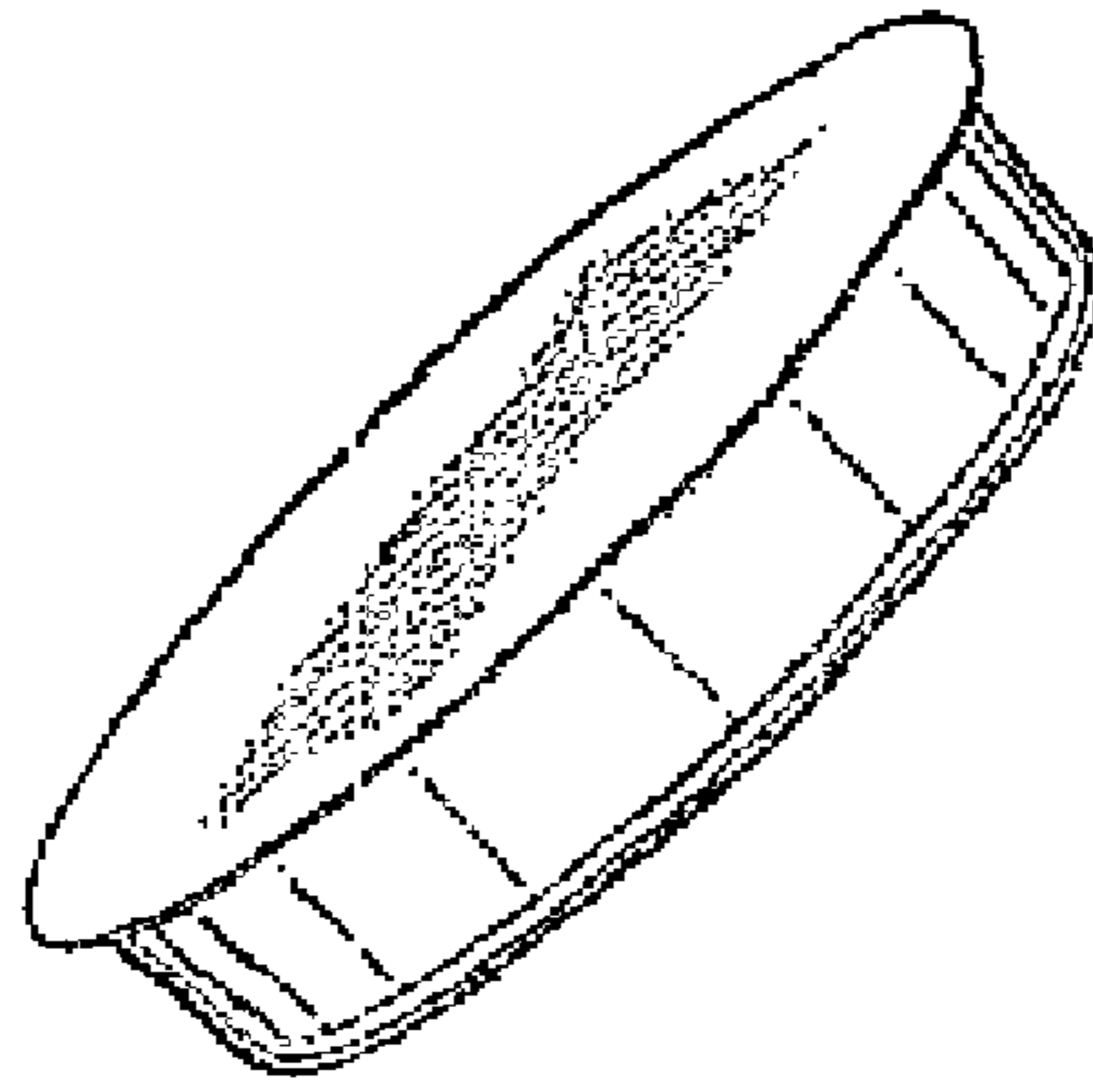


FIG. 1




FIG. 2



FIG. 3




FIG. 4

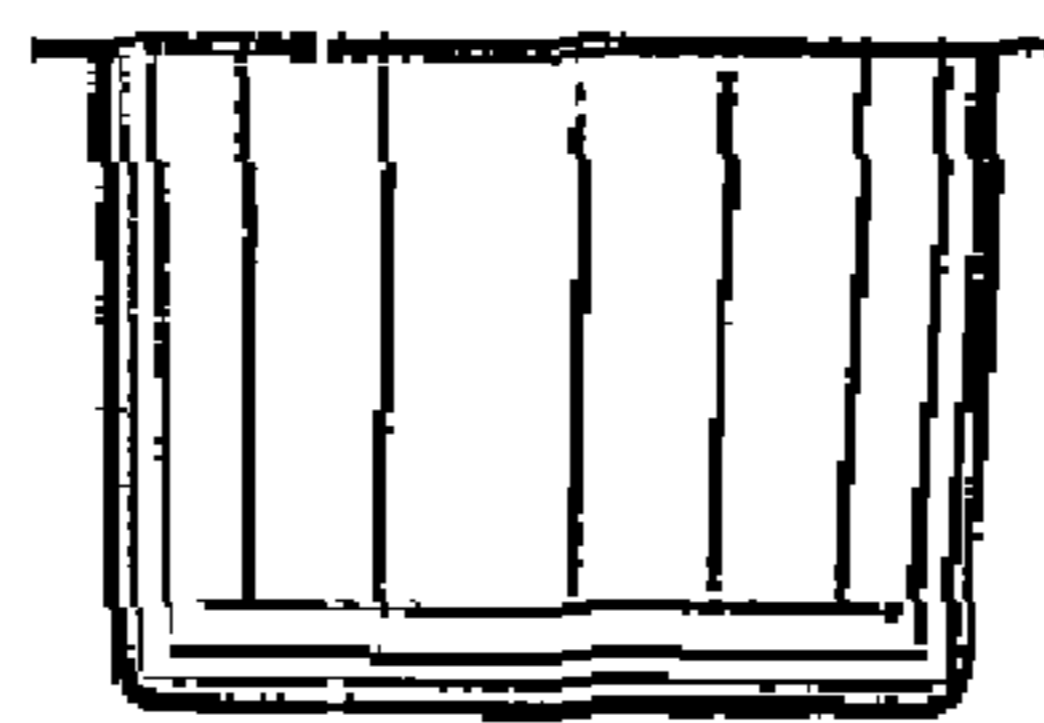


FIG. 5