



US00D568092S

(12) **United States Design Patent**  
**Boes et al.**

(10) **Patent No.:** **US D568,092 S**

(45) **Date of Patent:** **\*\* May 6, 2008**

(54) **COOKING UTENSIL**

(75) Inventors: **Erwin Petrus Boes**, Wethouder Den  
Oudenstratt (NL); **Brendan Dunne**,  
Mid Levels (HK)

(73) Assignee: **Best Direct International, Ltd.**,  
Middlesex (GB)

(\*\*) Term: **14 Years**

(21) Appl. No.: **29/286,645**

(22) Filed: **May 15, 2007**

(30) **Foreign Application Priority Data**

Nov. 16, 2006 (HK) ..... 0603024

(51) **LOC (8) Cl.** ..... **07-02**

(52) **U.S. Cl.** ..... **D7/354**

(58) **Field of Classification Search** ..... D7/323,  
D7/336, 338, 330-331, 350-367, 339, 347;  
D21/525; 99/324-325, 329 R, 330-339;  
219/438, 442, 620-622; 220/203.01, 203.07,  
220/303, 573.1

See application file for complete search history.

(56) **References Cited**

U.S. PATENT DOCUMENTS

2,785,277 A \* 3/1957 Jepson ..... 219/442  
D284,257 S \* 6/1986 Greb et al. .... D7/355  
D368,828 S \* 4/1996 Thurlow ..... D7/360  
D382,767 S \* 8/1997 Lien ..... D7/360  
D413,483 S \* 9/1999 Roussard ..... D7/358

D416,434 S \* 11/1999 Pollnow ..... D7/360  
D445,298 S \* 7/2001 DeBord et al. .... D7/360  
D460,316 S \* 7/2002 Coudurier ..... D7/360  
D471,757 S \* 3/2003 Kitamura et al. .... D7/360  
D476,191 S \* 6/2003 Josancy ..... D7/358  
D487,212 S \* 3/2004 Park ..... D7/360  
D549,517 S \* 8/2007 Moran ..... D7/358

FOREIGN PATENT DOCUMENTS

GB 2101014 \* 10/2000

\* cited by examiner

*Primary Examiner*—Mimosa De

*Assistant Examiner*—Ricky Pham

(74) *Attorney, Agent, or Firm*—Ryan Kromholz & Manion  
S.C.

(57) **CLAIM**

The ornamental design for a cooking utensil, as shown and  
described.

**DESCRIPTION**

FIG. 1 is a front elevation view of a cooking utensil of the  
present invention, the rear view being a mirror image  
thereof;


FIG. 2 is a left side elevation view thereof, the right side  
view being a mirror image thereof;


FIG. 3 is a perspective view thereof;

FIG. 4 is a top plan view thereof; and,


FIG. 5 is a bottom plan view thereof.

**1 Claim, 5 Drawing Sheets**





*Fig. 1*



*Fig. 2*


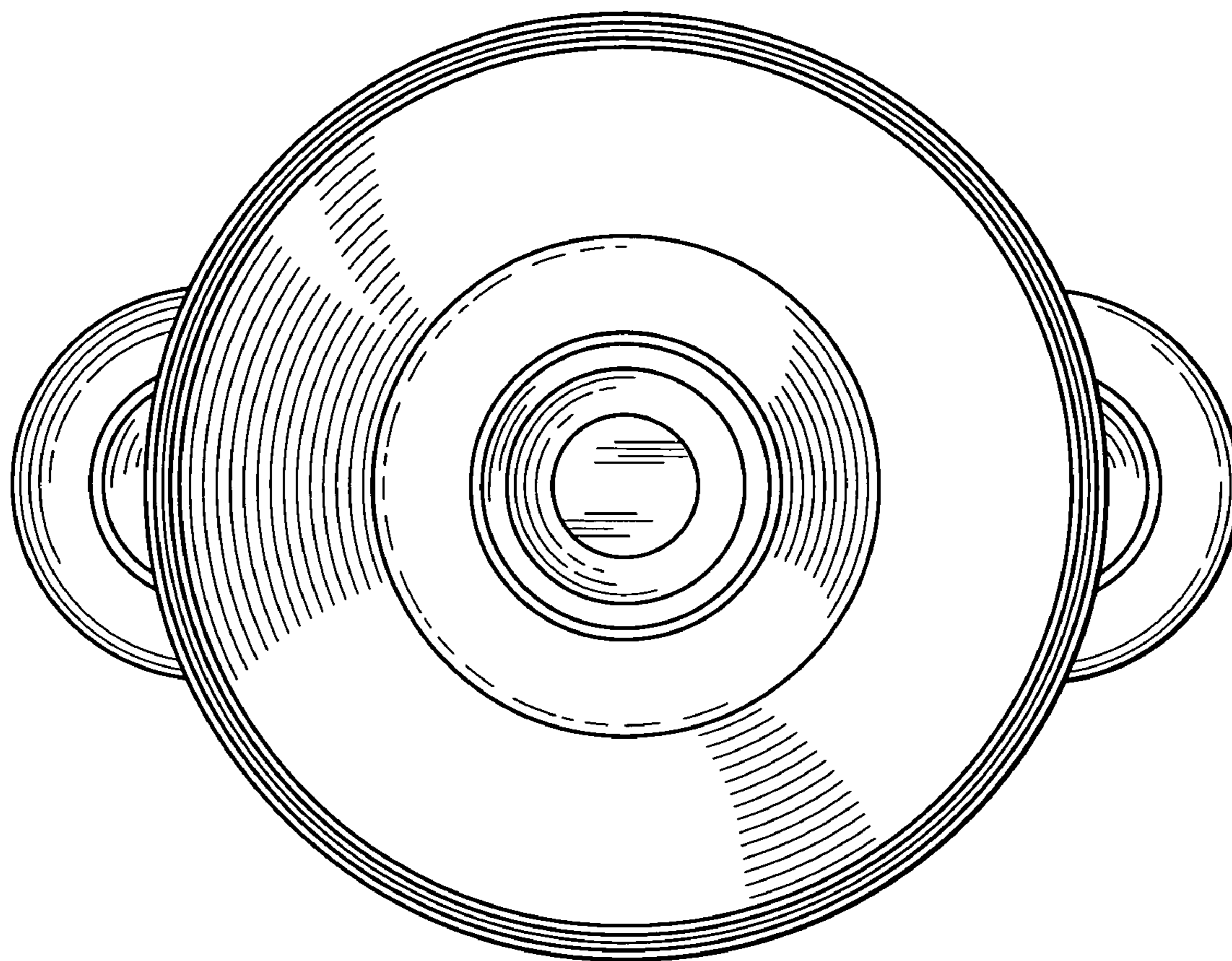


Fig. 3



*Fig. 4*

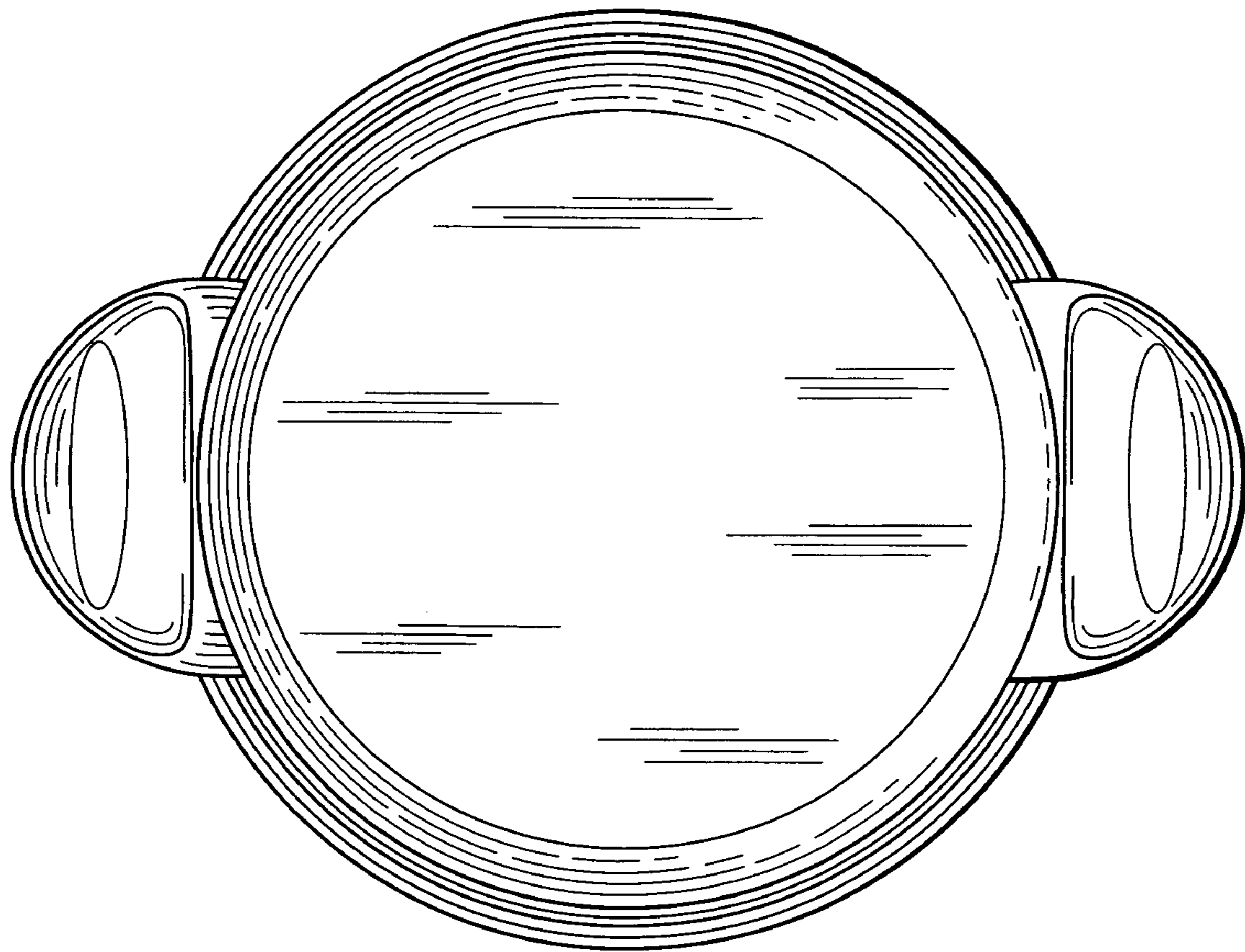


Fig. 5