



US00D568087S

(12) **United States Design Patent**  
**Frank**

(10) **Patent No.:** **US D568,087 S**

(45) **Date of Patent:** **\*\* May 6, 2008**

- (54) **POT**
- (75) Inventor: **Helmut Frank**, Mettlach (DE)
- (73) Assignee: **Villeroy & Boch AG**, Mettlach (DE)
- (\*\*) Term: **14 Years**
- (21) Appl. No.: **29/272,391**
- (22) Filed: **Feb. 7, 2007**
- (30) **Foreign Application Priority Data**  
Aug. 8, 2006 (EM) ..... 000573720
- (51) **LOC (8) Cl.** ..... **07-01**
- (52) **U.S. Cl.** ..... **D7/319; D7/321; D7/312**
- (58) **Field of Classification Search** ..... D7/312,  
D7/320-322, 317-319, 300; 215/13.1; 219/437,  
219/441; 222/144.5, 465.1; 99/317  
See application file for complete search history.

D216,216 S *	12/1969	Kriegel .....	D7/317
D219,165 S *	11/1970	Gropius .....	D7/322
D223,171 S *	3/1972	Madl .....	D7/317
D359,875 S *	7/1995	Piva .....	D7/319
D480,257 S *	10/2003	Thun .....	D7/321
D539,590 S *	4/2007	Henderson .....	D7/322
D541,574 S *	5/2007	Henderson .....	D7/322

\* cited by examiner

*Primary Examiner*—Marianne Pandozzi  
(74) *Attorney, Agent, or Firm*—Friedrich Kueffner

(57) **CLAIM**


The ornamental design for a pot, as shown and described.

**DESCRIPTION**

FIG. 1 is a front view of a pot showing my new design;  
 FIG. 2 is a back view thereof;  
 FIG. 3 is a side view thereof;  
 FIG. 4 is a perspective view thereof;  
 FIG. 5 is a another side view thereof;  
 FIG. 6 is a top view thereof; and,  
 FIG. 7 is a bottom view thereof.

**1 Claim, 2 Drawing Sheets**

- (56) **References Cited**  
U.S. PATENT DOCUMENTS  
D172,076 S \* 5/1954 Barnhart ..... D7/319  
D172,079 S \* 5/1954 Barnhart ..... D7/321  
D177,437 S \* 4/1956 Schreckengost ..... D7/322  
D181,348 S \* 11/1957 Dube ..... D7/318



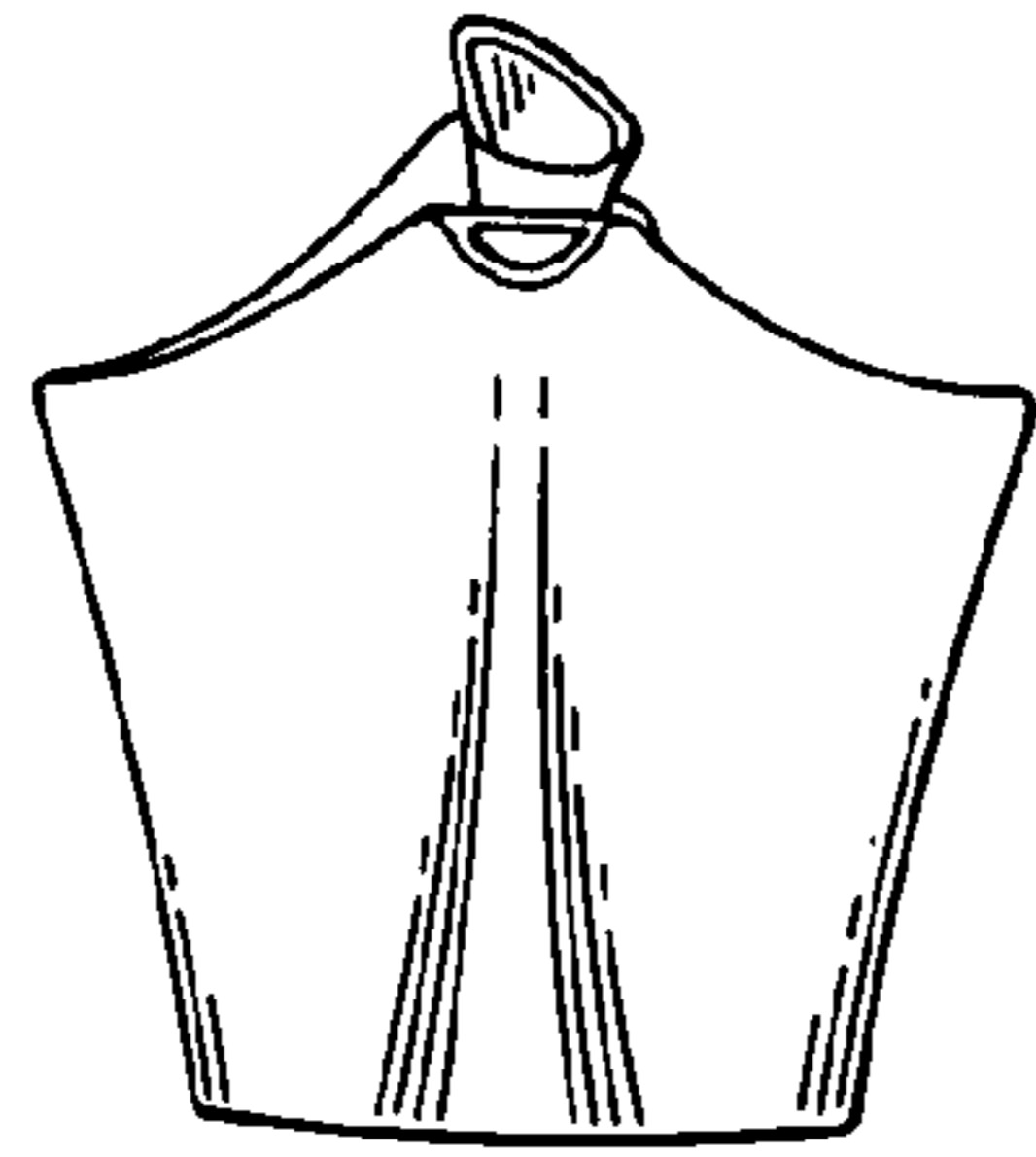


FIG.1

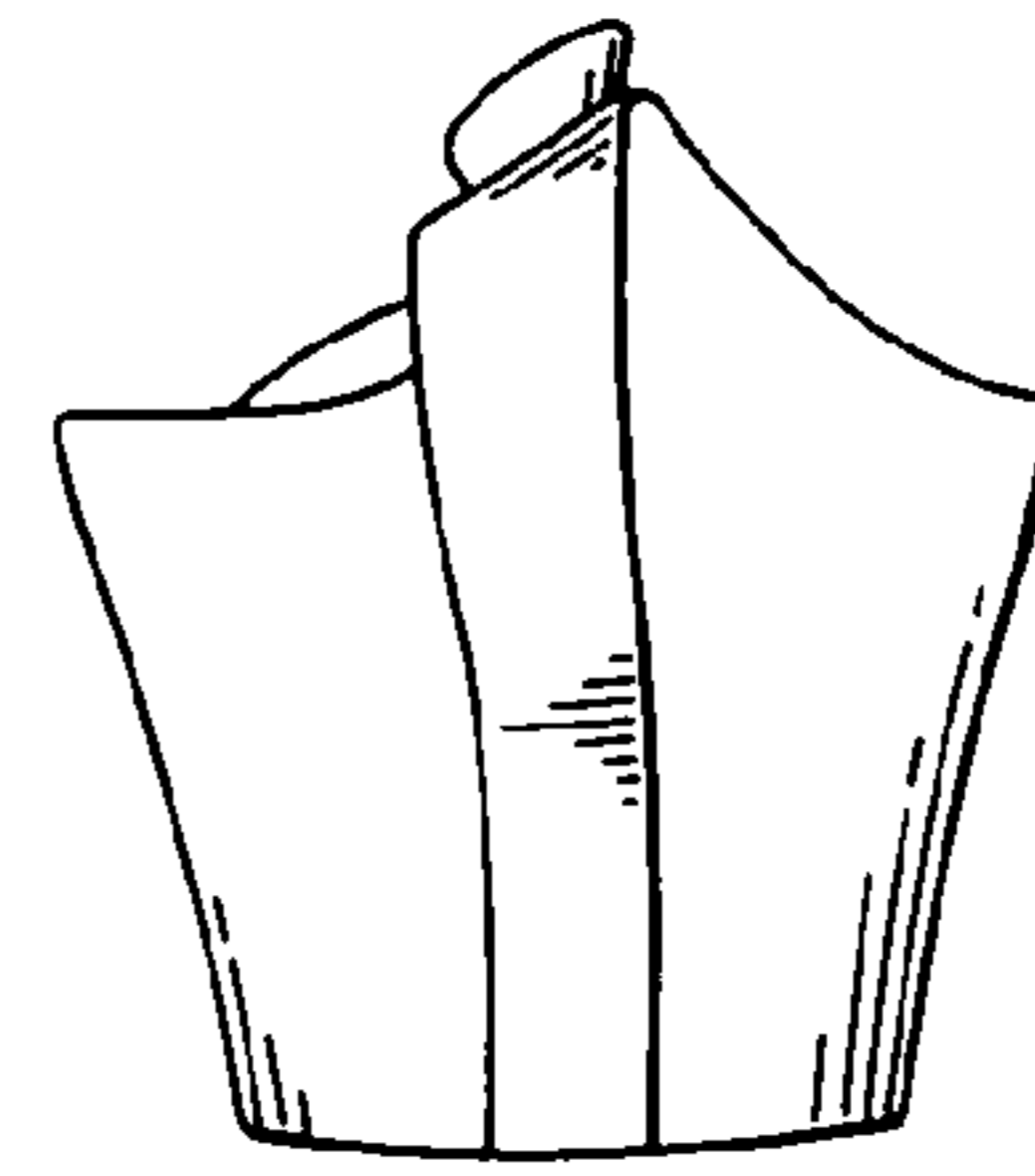


FIG.2

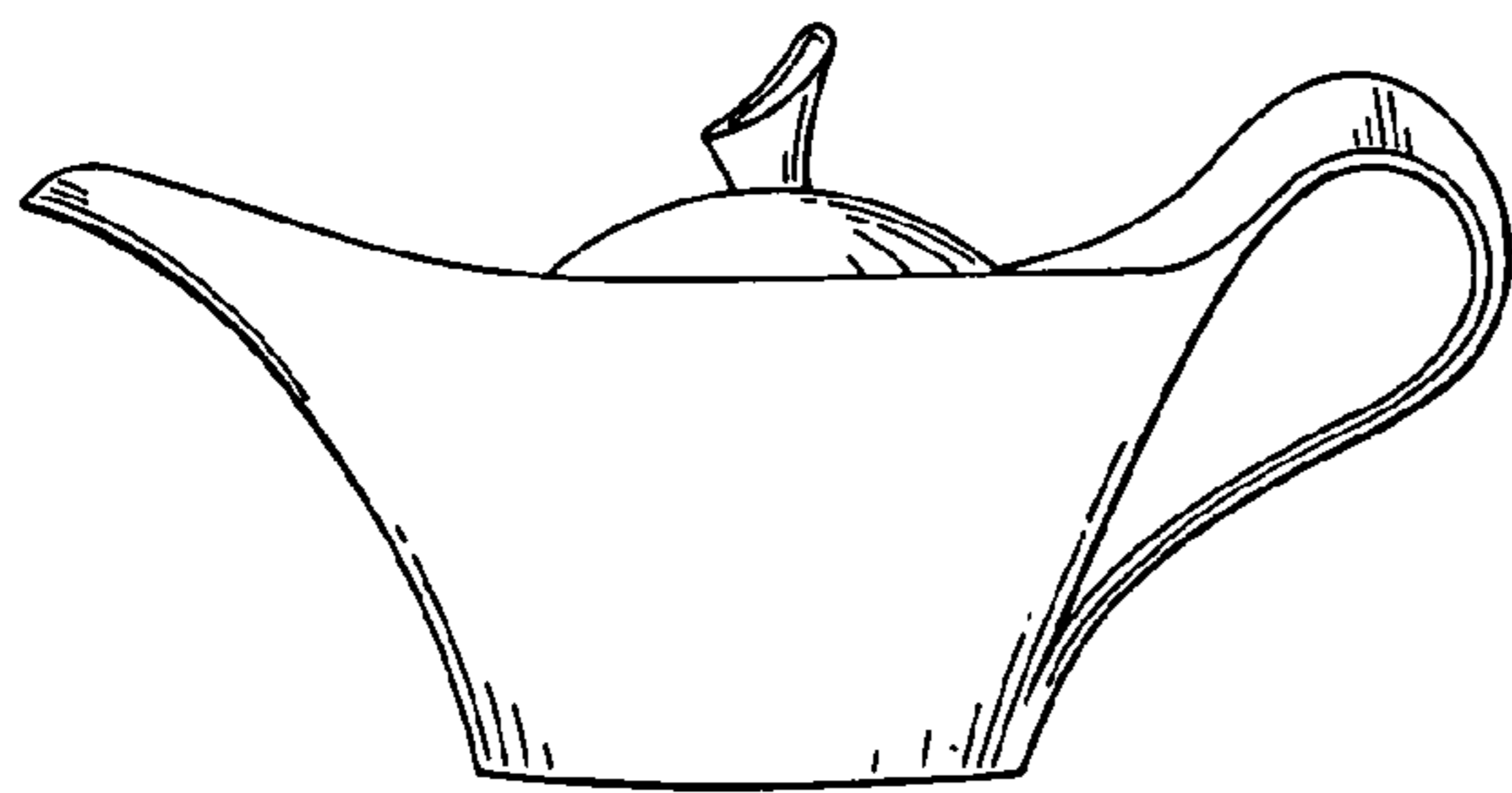


FIG.3




FIG.4




FIG. 5

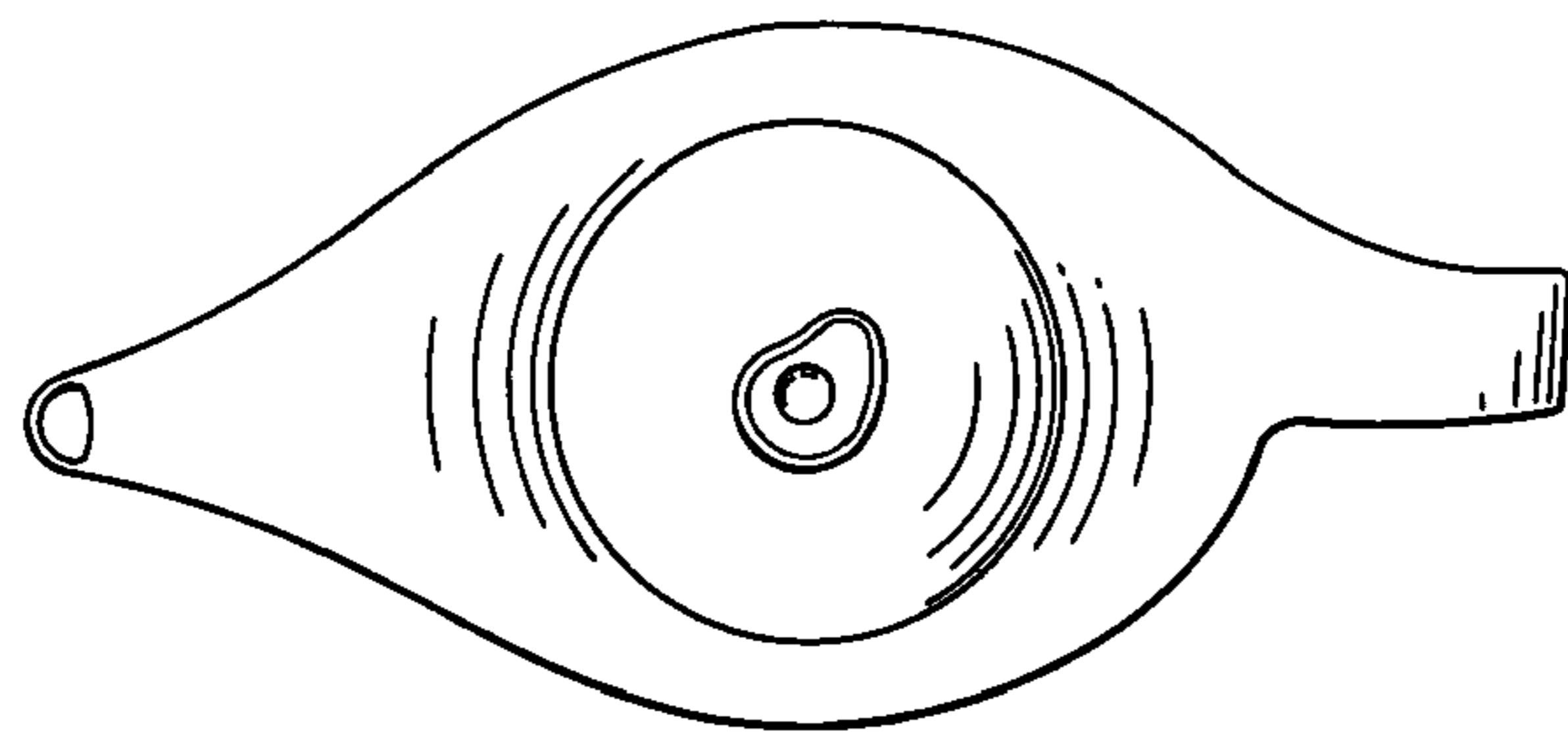


FIG. 6

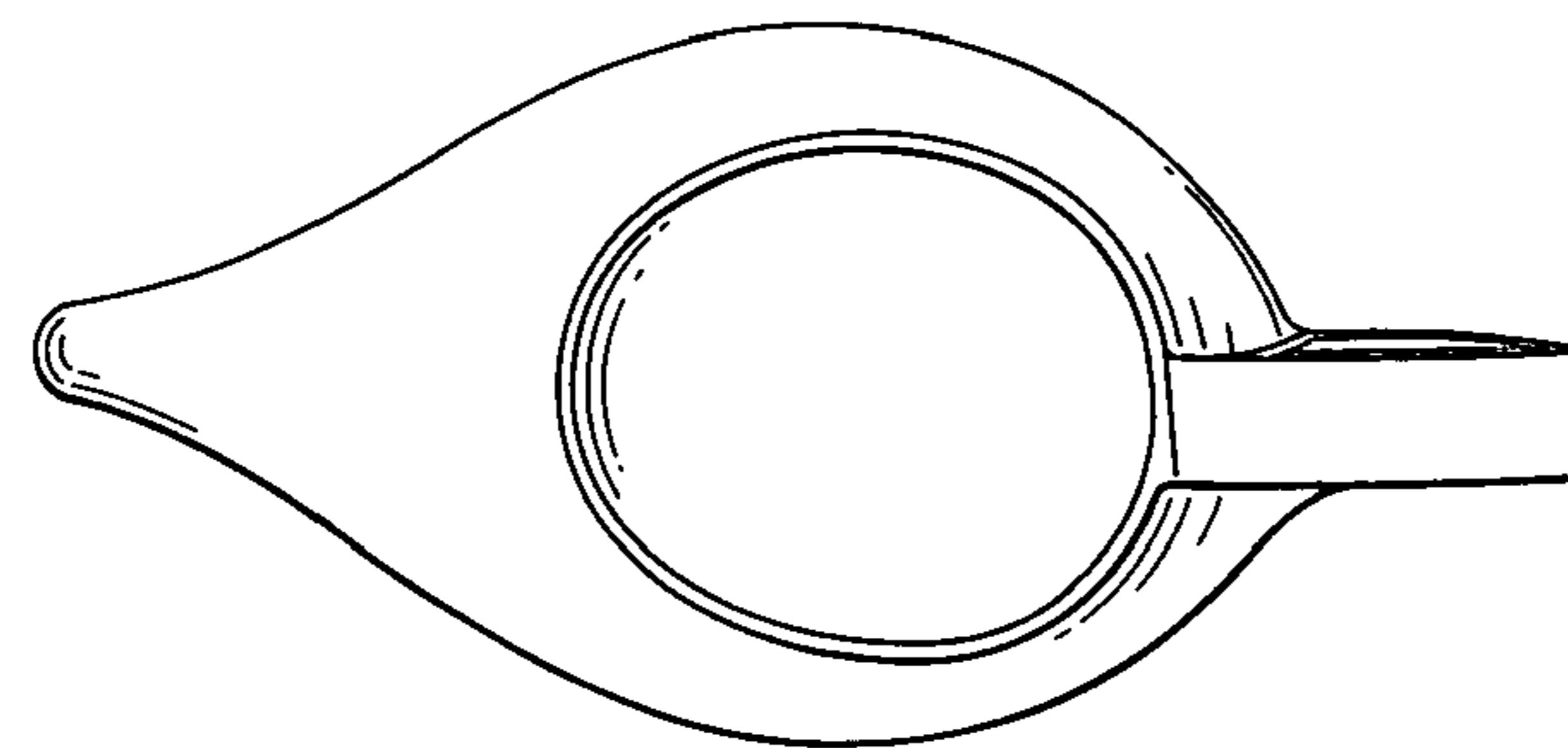


FIG. 7