



US00D568079S

(12) **United States Design Patent**
Klein et al.

(10) **Patent No.:** **US D568,079 S**

(45) **Date of Patent:** **** May 6, 2008**

(54) **TRAY INSERT FOR DRAWERS**

(75) Inventors: **Richard B. Klein**, Overland Park, KS (US); **Mark A. Etter**, Independence, MO (US); **Matthew L. Ostmeyer**, Stilwell, KS (US)

(73) Assignee: **Lynk, Inc.**, Lenexa, KS (US)

(**) Term: **14 Years**

(21) Appl. No.: **29/295,663**

(22) Filed: **Oct. 3, 2007**

(51) **LOC (8) Cl.** **06-06**

(52) **U.S. Cl.** **D6/510**

(58) **Field of Classification Search** D6/320-324, D6/402, 411, 475, 449, 467, 481, 491, 492, D6/509-511, 500, 547, 552, 566-567, 572, D6/574, 580, 477, 479; 108/27, 59, 108, 108/137; 211/126.1, 126.6, 135, 153; 312/126, 312/140.1, 140.2, 140.4

See application file for complete search history.

(56) **References Cited**

U.S. PATENT DOCUMENTS

D311,285 S * 10/1990 Mastrodicasa D6/511

D383,339 S * 9/1997 Grosfillex D6/511
D383,341 S * 9/1997 Grosfillex D6/511
D444,331 S * 7/2001 Maloney D6/510
D525,059 S * 7/2006 Golias et al. D6/511
D541,563 S * 5/2007 LaBonia et al. D6/511

* cited by examiner

Primary Examiner—Mimosa De

Assistant Examiner—Ricky Pham

(74) *Attorney, Agent, or Firm*—Husch Blackwell Sanders

(57) **CLAIM**

The ornamental design for a tray insert for drawers, as shown and described.

DESCRIPTION

FIG. 1 is a perspective view of a tray insert for drawers showing our new design;

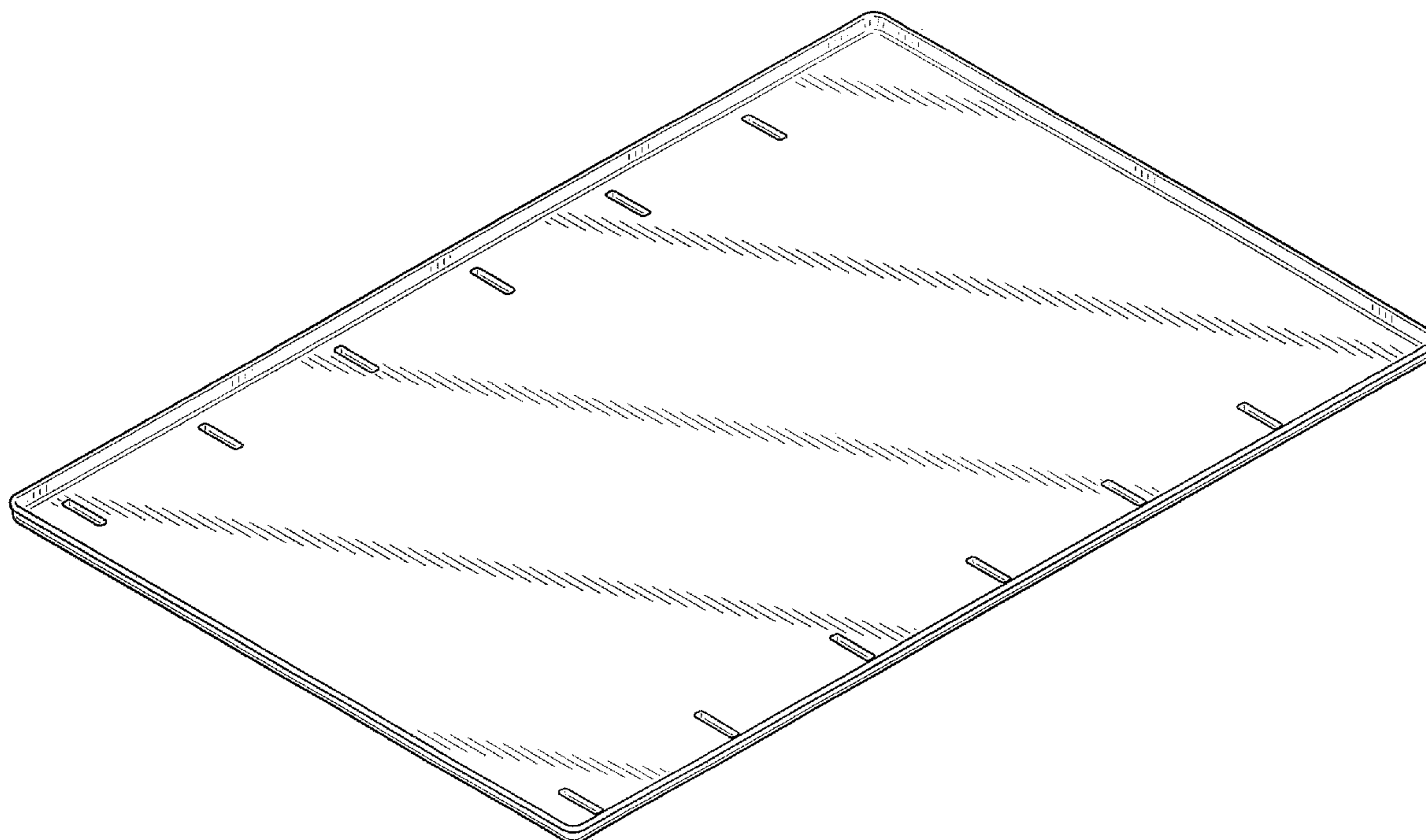
FIG. 2 is a top plan view thereof;

FIG. 3 is a bottom plan view thereof;

FIG. 4 is a side elevational view thereof, the opposite side appearing as a mirror image; and,

FIG. 5 is an end elevational view thereof, the opposite end having an identical appearance.

1 Claim, 4 Drawing Sheets



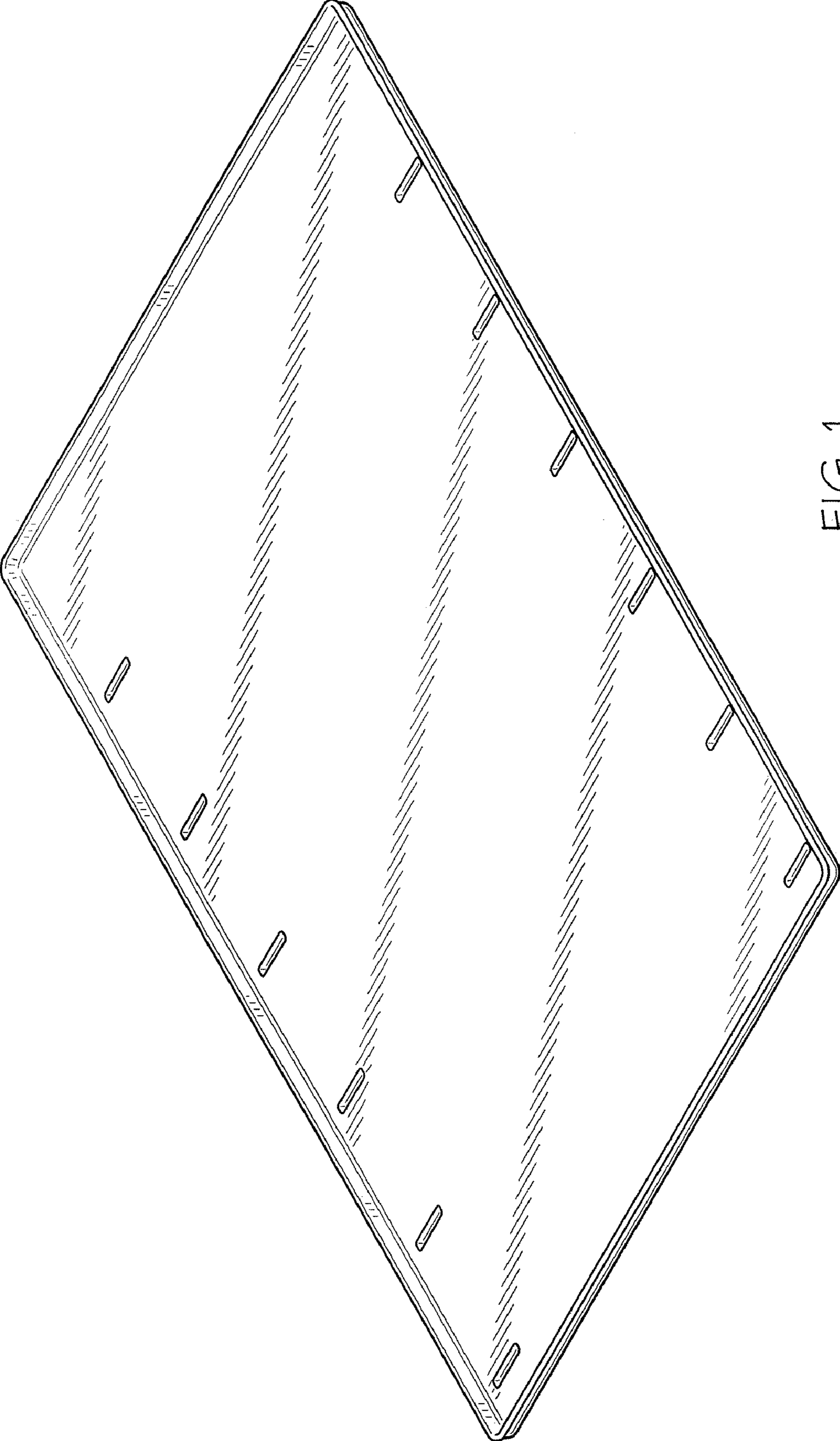


FIG. 1

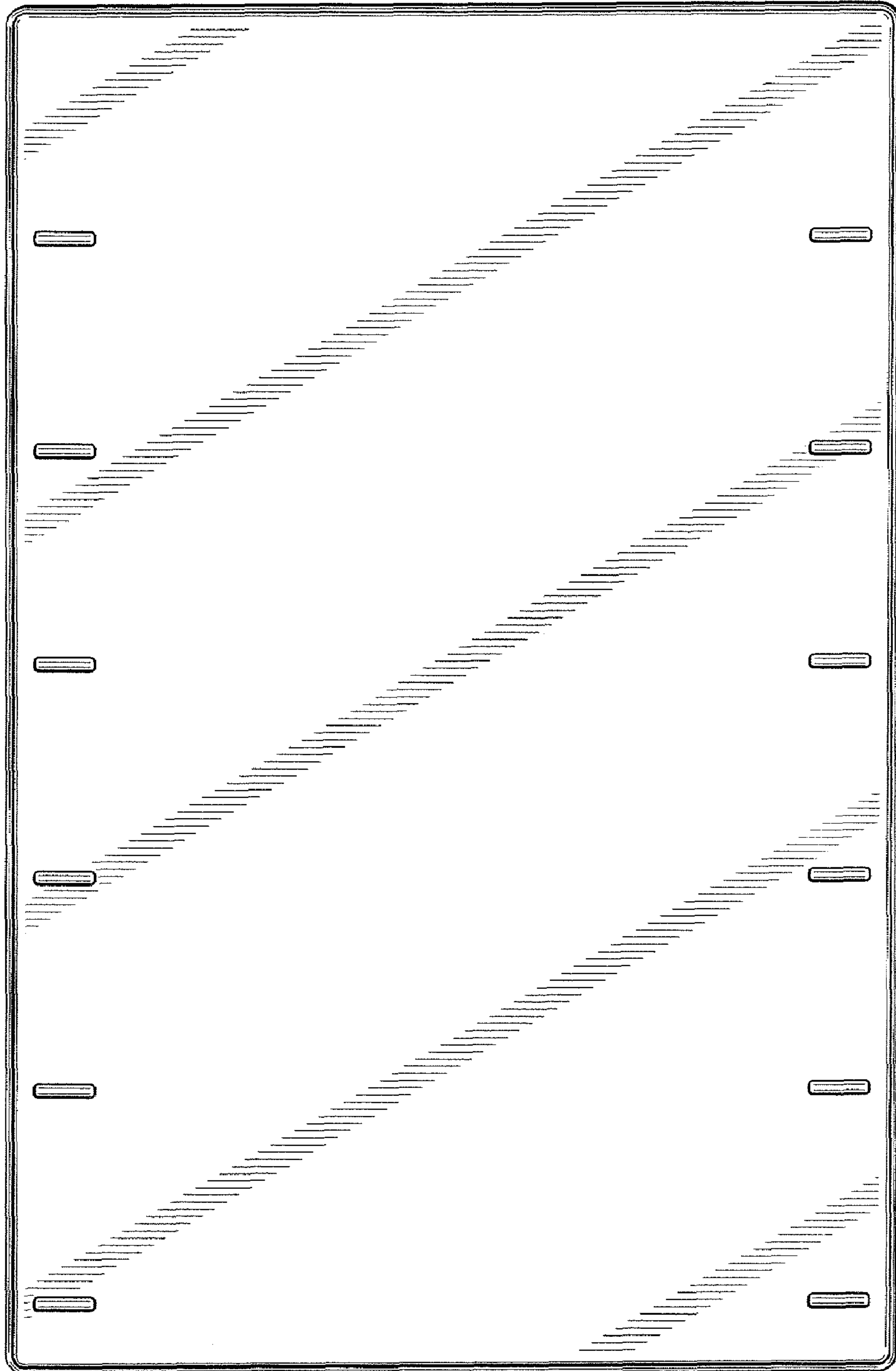


FIG. 2

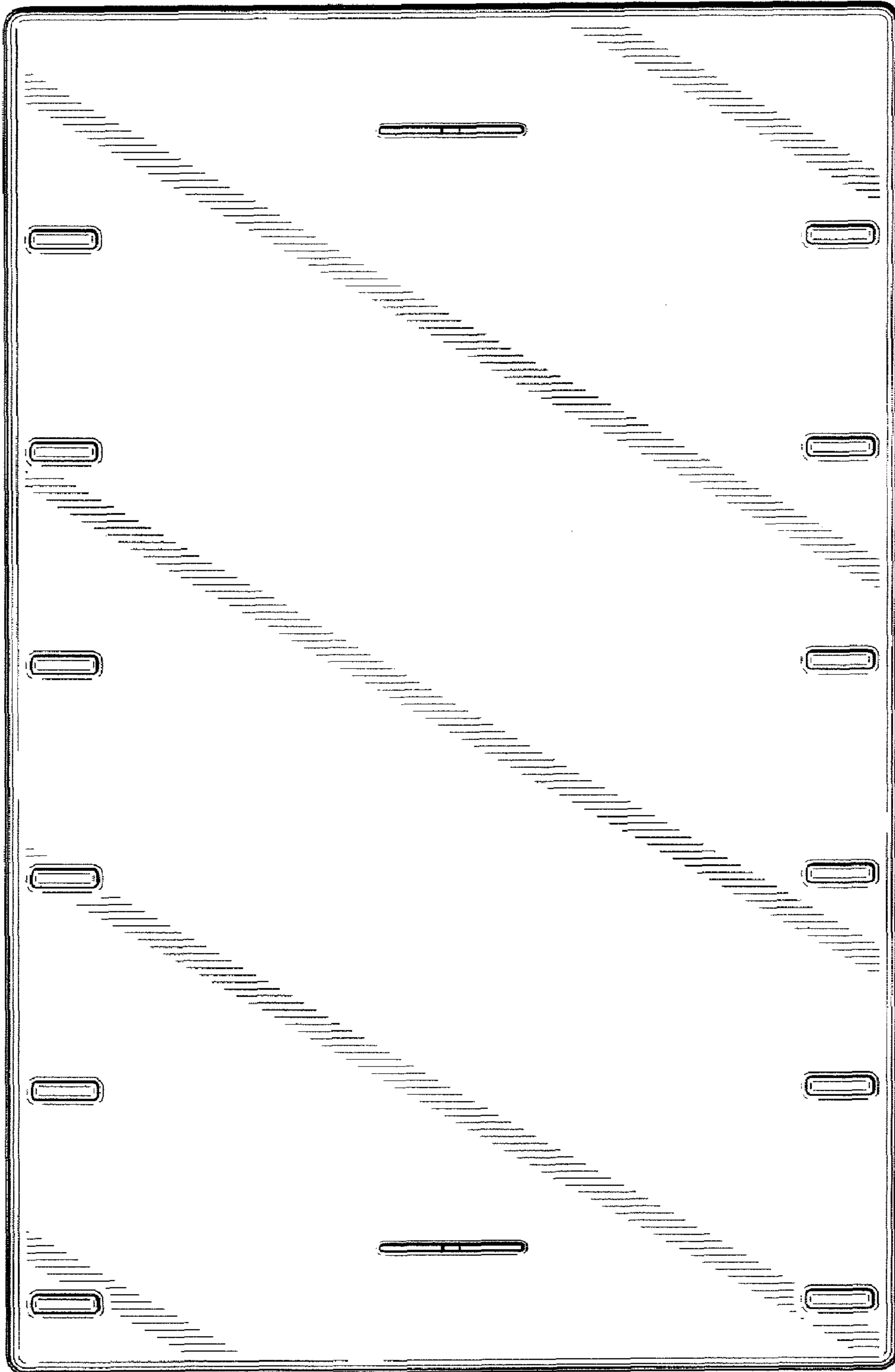


FIG. 3

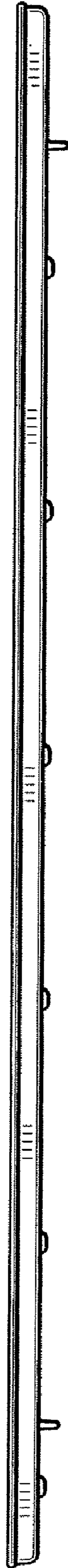


FIG. 4



FIG. 5