

US00D568074S

(12) **United States Design Patent**
Koepke et al.

(10) **Patent No.:** **US D568,074 S**

(45) **Date of Patent:** **** May 6, 2008**

(54) **CHAIR ARM**

(75) Inventors: **Marcus C. Koepke**, Indianapolis, IN (US); **John Koch**, Muscatine, IA (US); **Jay R. Machael**, Muscatine, IA (US); **Aaron Michael Ickes**, Davenport, IA (US)

(73) Assignee: **HNI Corporation**, Muscatine, IA (US)

(**) Term: **14 Years**

(21) Appl. No.: **29/256,777**

(22) Filed: **Mar. 24, 2006**

(51) **LOC (8) Cl.** **06-06**

(52) **U.S. Cl.** **D6/501; D6/366**

(58) **Field of Classification Search** D6/334-336, D6/364, 365, 366, 367, 379, 491, 500-502; 297/411.2, 411.27, 411.35, 411.36, 411.37, 297/463.1

See application file for complete search history.

(56) **References Cited**

U.S. PATENT DOCUMENTS

D274,869 S	*	7/1984	Aronowitz et al.	D6/366
D274,889 S		7/1984	Aronowitz et al.		
D279,153 S	*	6/1985	Aronowitz et al.	D6/501
D320,507 S	*	10/1991	Shields	D6/366
D348,570 S	*	7/1994	Scheper et al.	D6/366
D354,631 S	*	1/1995	Orlandini et al.	D6/366
5,755,486 A		5/1998	Beda et al.		
5,772,282 A		6/1998	Stumpf et al.		
D402,481 S	*	12/1998	Neil	D6/366
D403,518 S	*	1/1999	Wilson	D6/366
6,035,901 A		3/2000	Stumpf et al.		
D462,549 S	*	9/2002	Chu	D6/501
6,523,898 B1		2/2003	Ball et al.		
6,572,190 B2		6/2003	Koepke et al.		
6,588,842 B2		7/2003	Stumpf et al.		
6,609,756 B2		8/2003	Koepke et al.		
6,688,692 B2		2/2004	Phillips et al.		

6,722,741 B2	4/2004	Stumpf et al.
6,729,691 B2	6/2004	Koepke et al.
6,935,689 B2	8/2005	Horiki et al.
6,959,965 B2	11/2005	Diffrient
6,966,604 B2	11/2005	Stumpf et al.
6,981,743 B2	1/2006	Edwards et al.
6,991,291 B2	1/2006	Knoblock et al.
7,097,249 B2	8/2006	Igarashi et al.
2004/0017102 A1	1/2004	Igarashi et al.
2006/0238009 A1	10/2006	Igarashi et al.

FOREIGN PATENT DOCUMENTS

JP	2004/049658	2/2004
JP	2004/049691	2/2004

* cited by examiner

Primary Examiner—Mimosa De

(74) *Attorney, Agent, or Firm*—Faegre & Benson, LLP

(57) **CLAIM**

The ornamental design for a chair arm, as shown and described.

DESCRIPTION

FIG. 1 is a perspective view of a chair arm embodying our design;

FIG. 2 is a front view of a chair arm embodying our design; FIG. 3 is a left side view of a chair arm embodying our design;

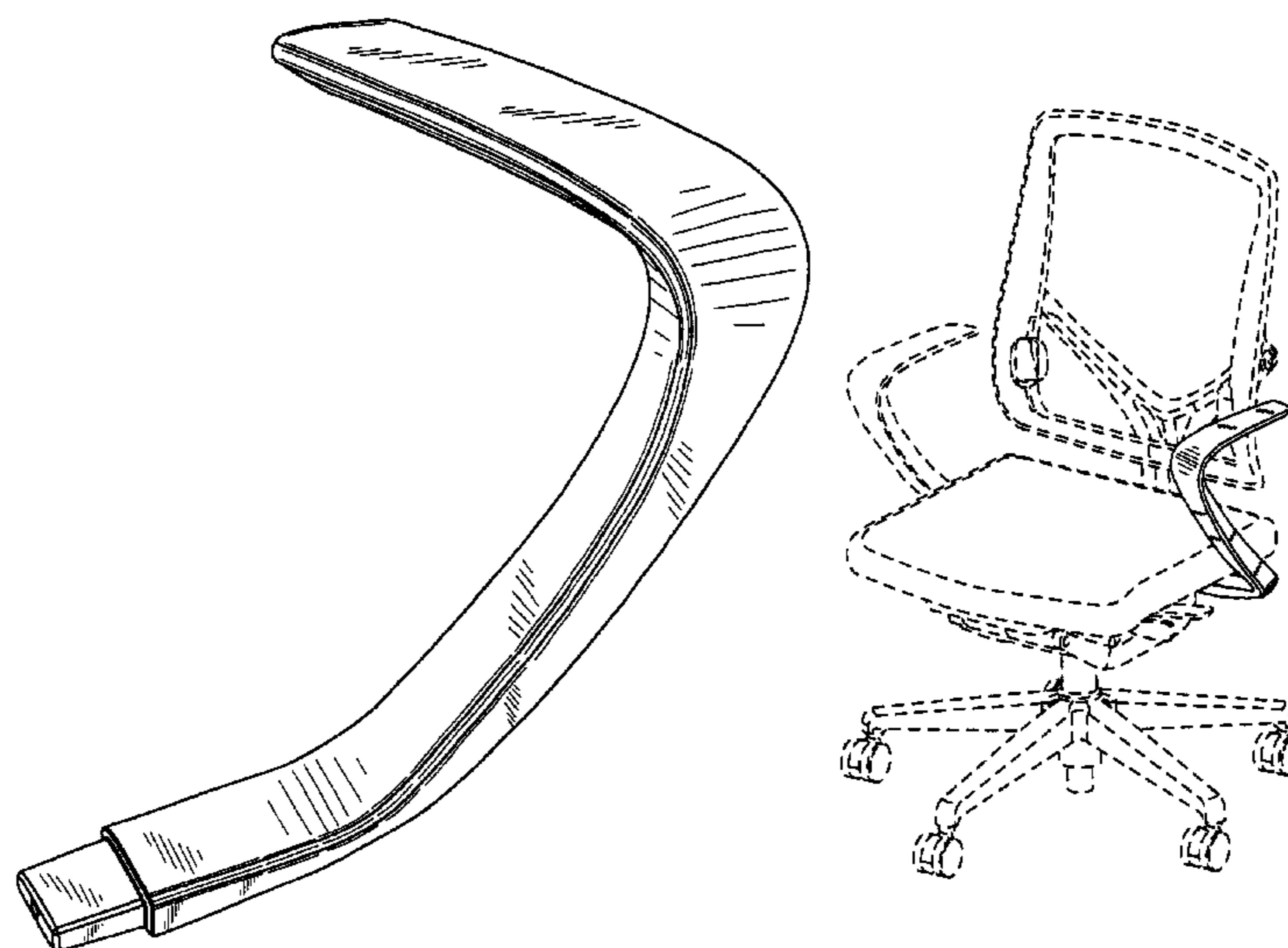
FIG. 4 is a rear view of a chair arm embodying our design; FIG. 5 is a right side view of a chair arm embodying our design;

FIG. 6 is a top view of a chair arm embodying our design; FIG. 7 is a bottom view of a chair arm embodying our design; and,

FIG. 8 is a perspective of the chair arm embodying our design.

The broken lines showing an outline of a chair and certain features of the chair, are for illustrative purposes only, and form no part of the claimed design.

1 Claim, 8 Drawing Sheets



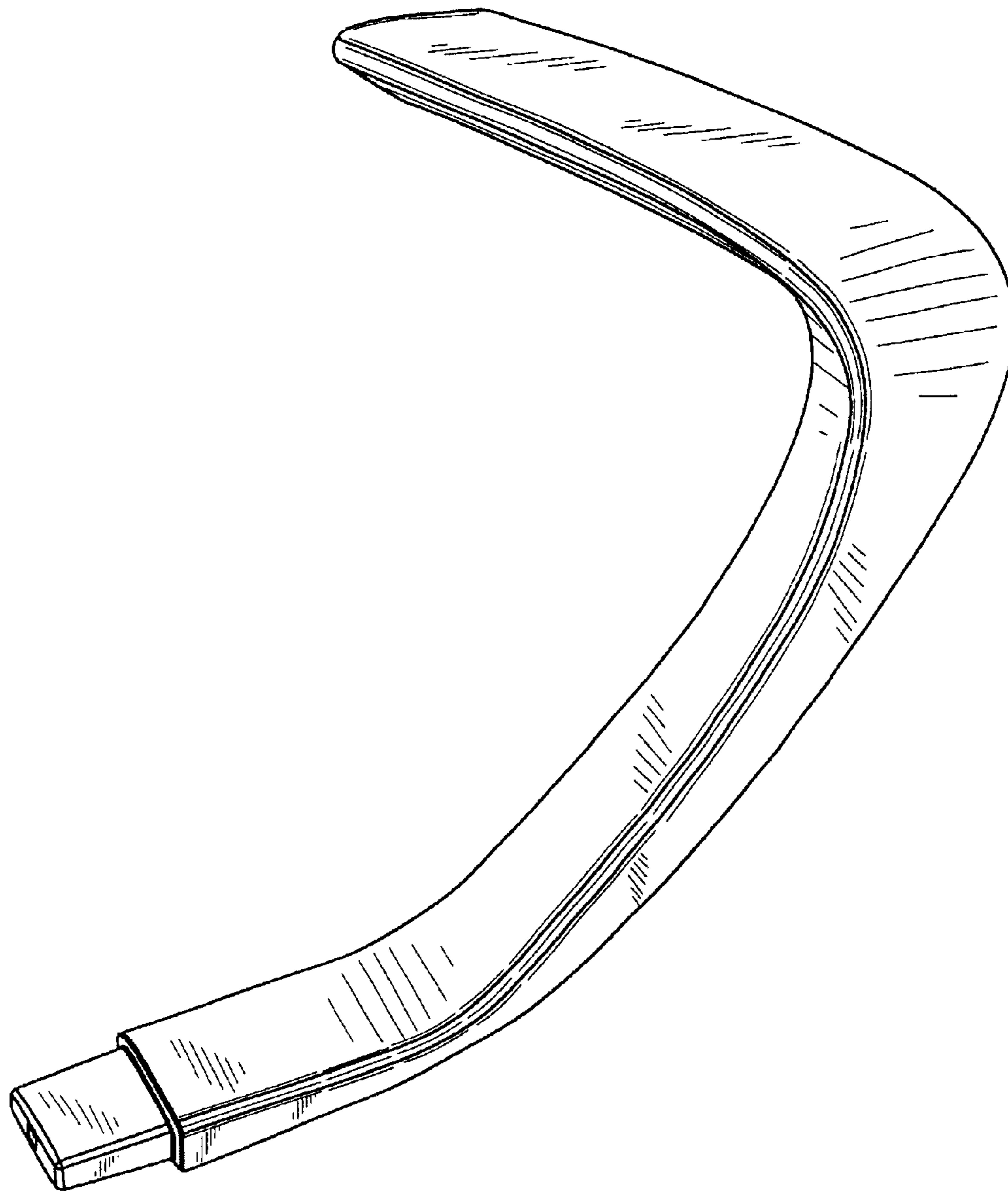


FIG. 1

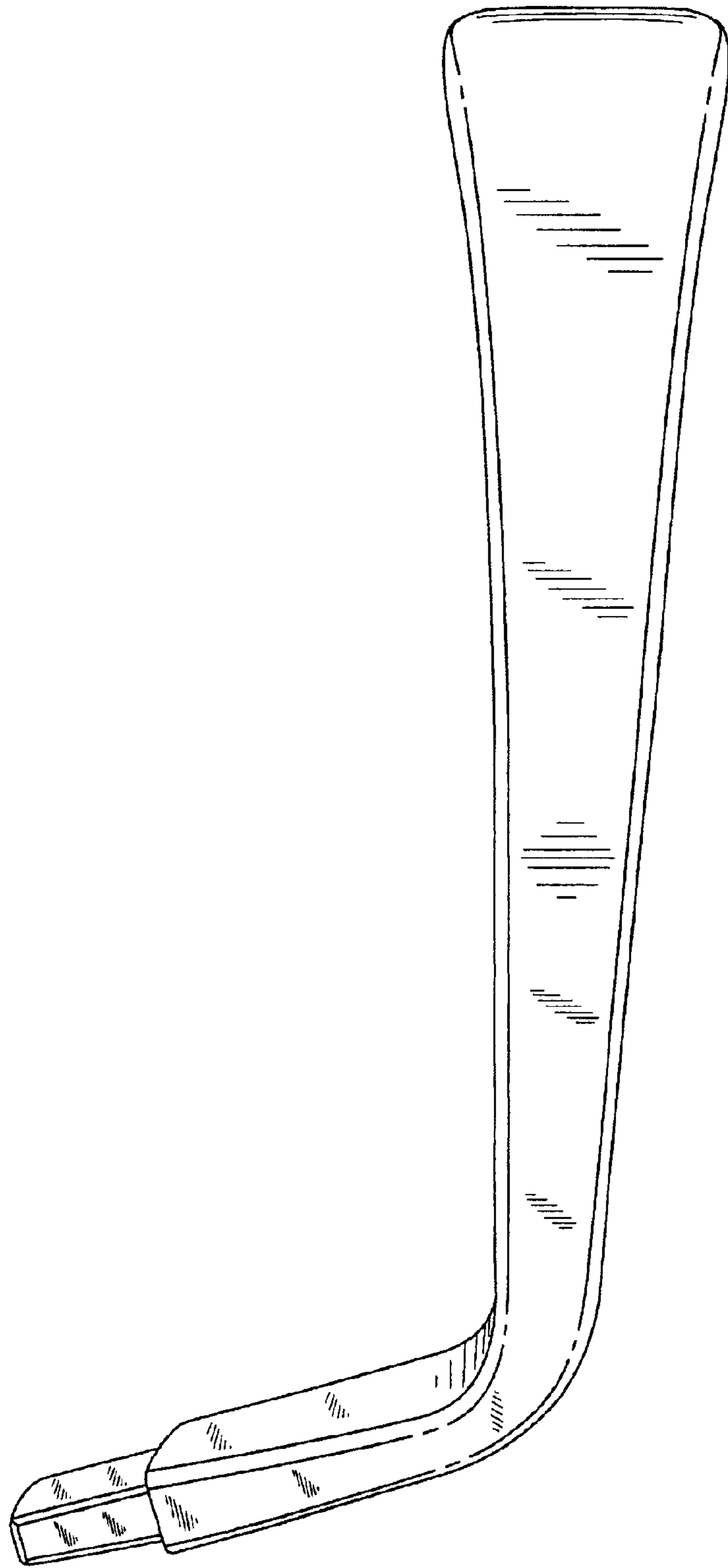


FIG. 2

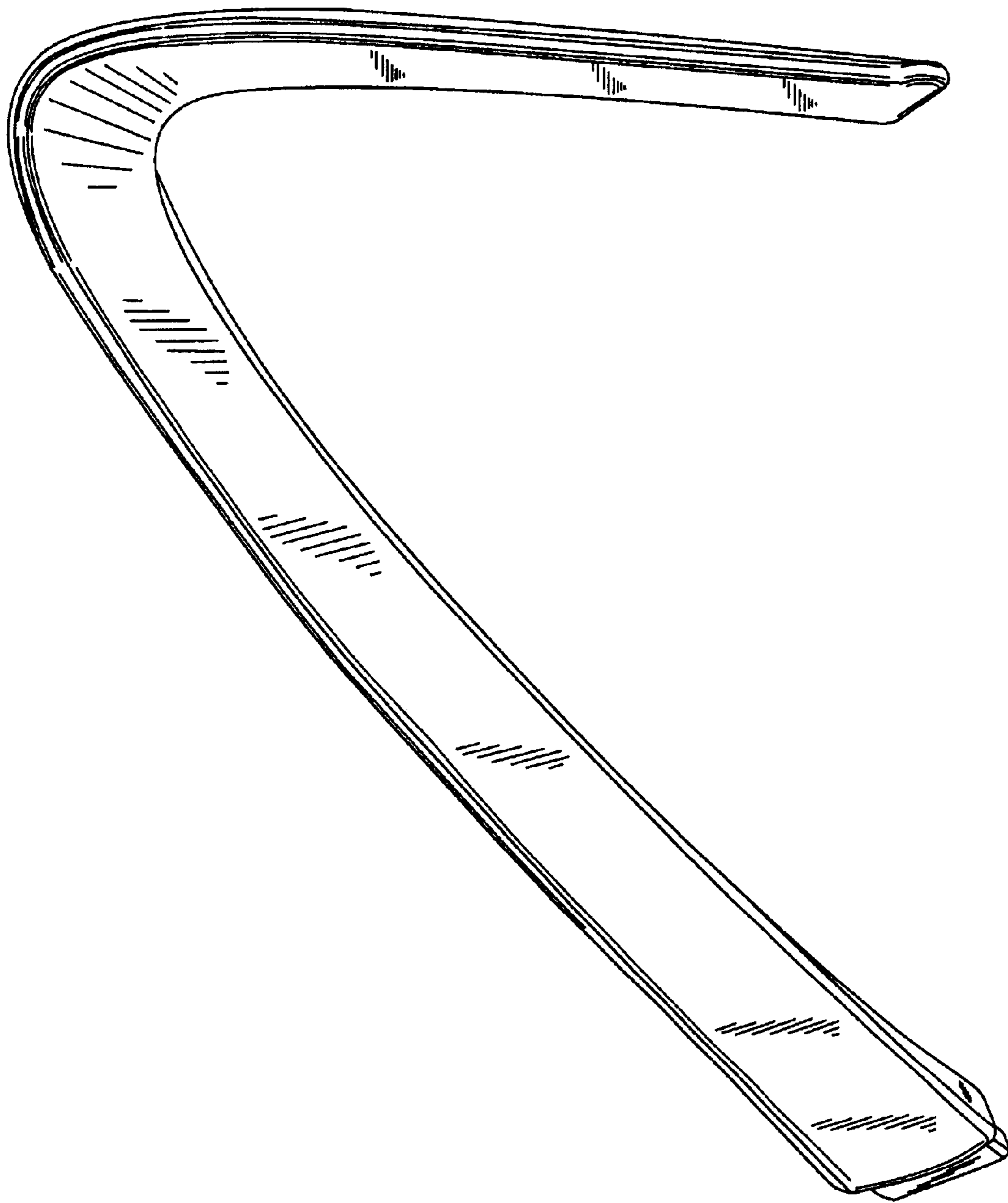


FIG. 3

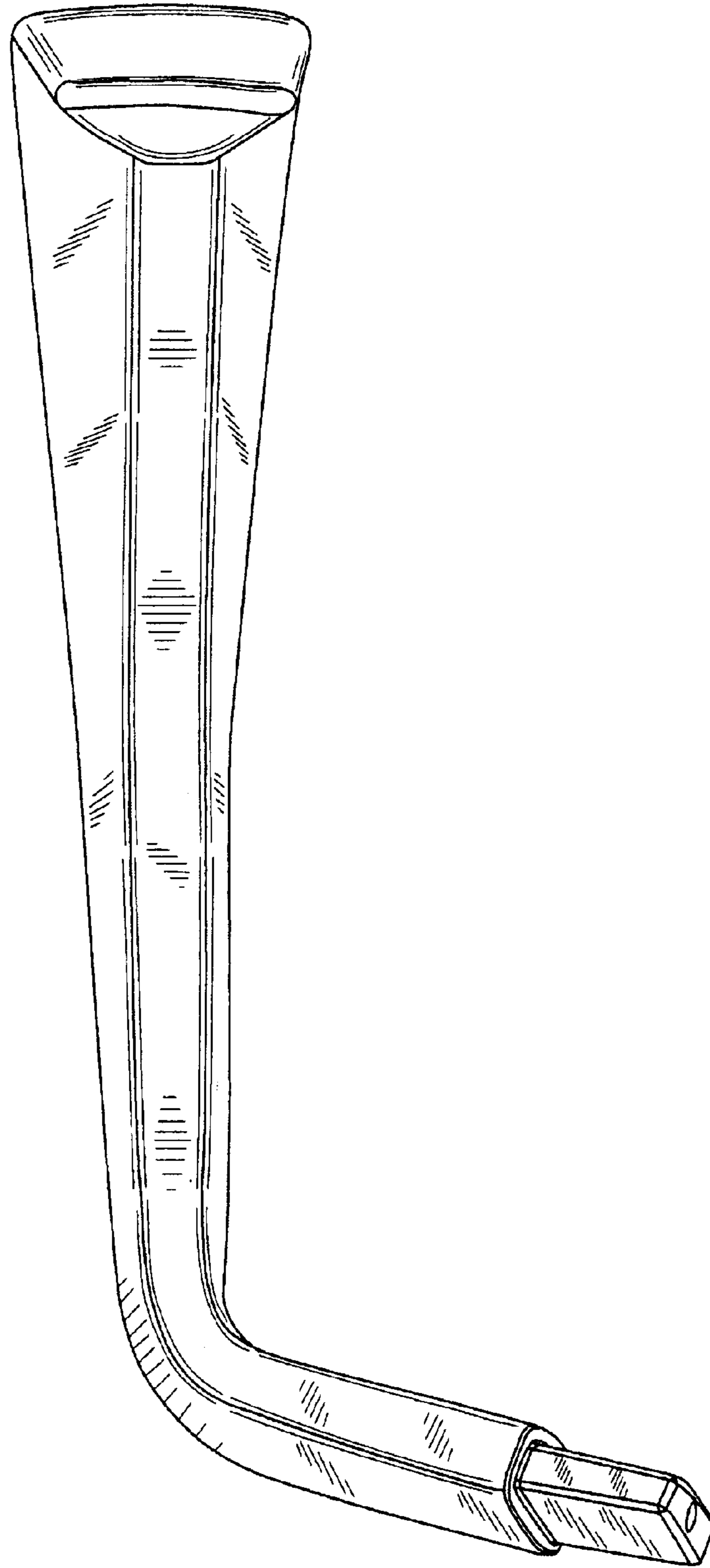


FIG. 4

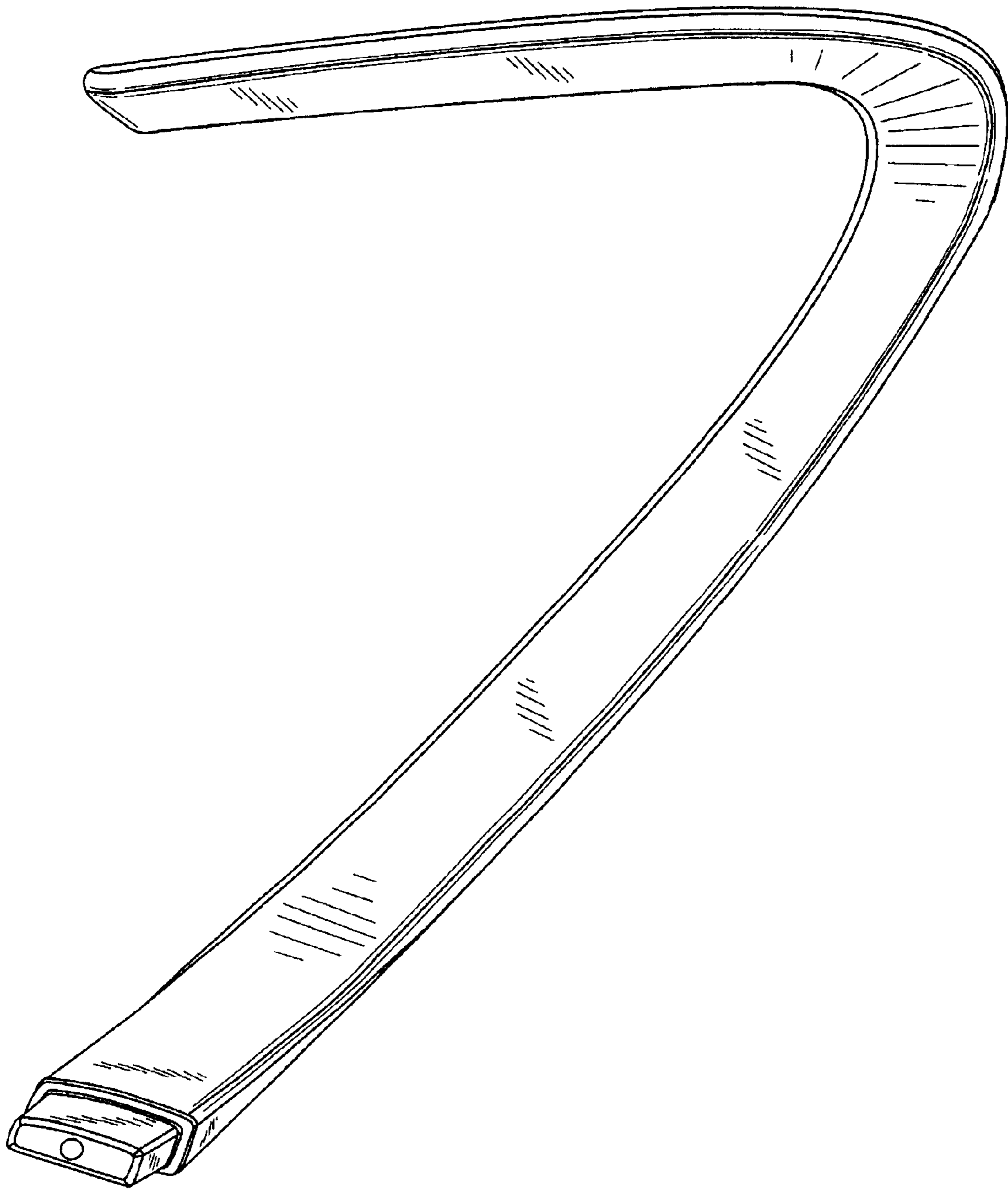


FIG. 5

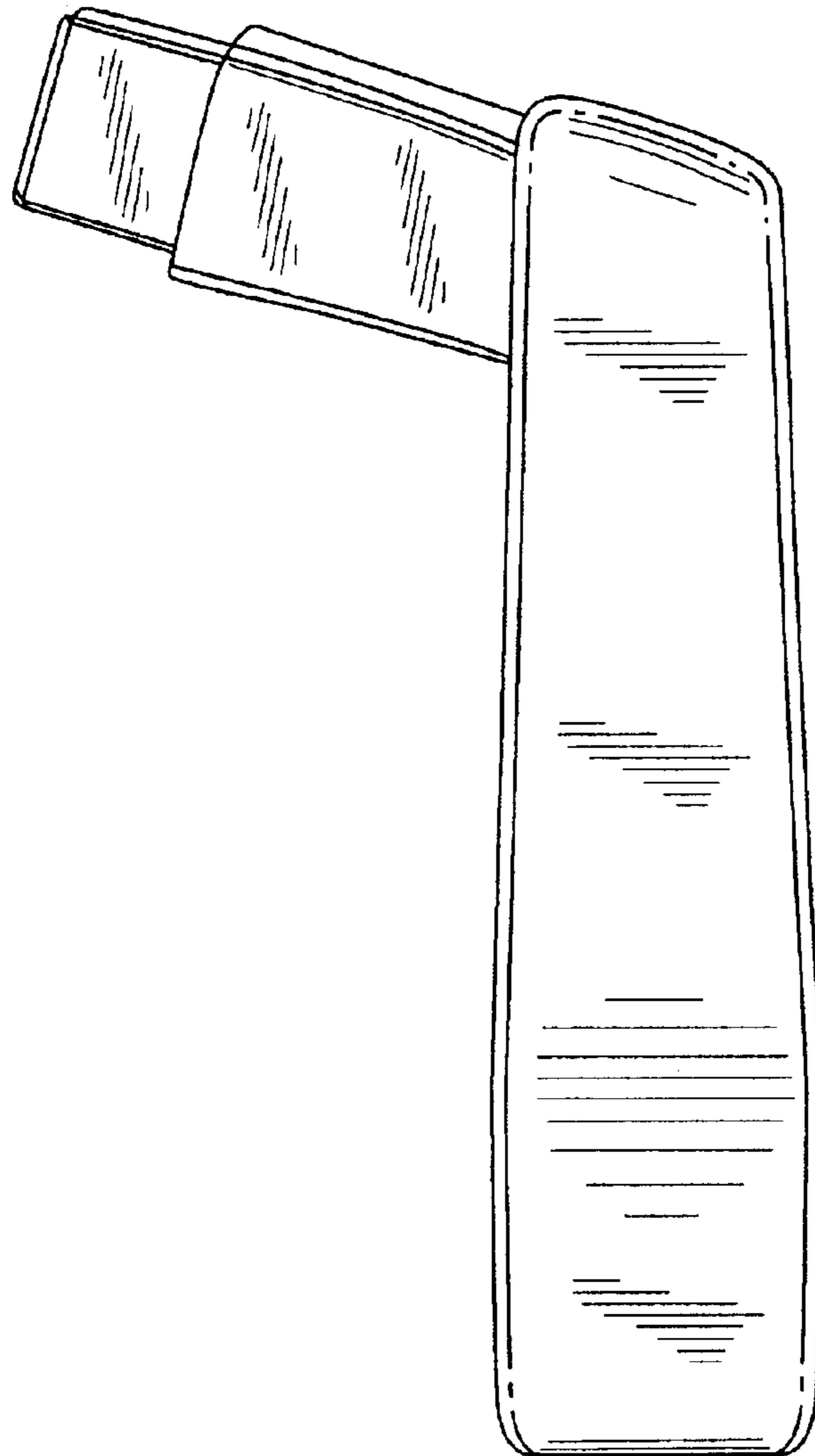


FIG. 6

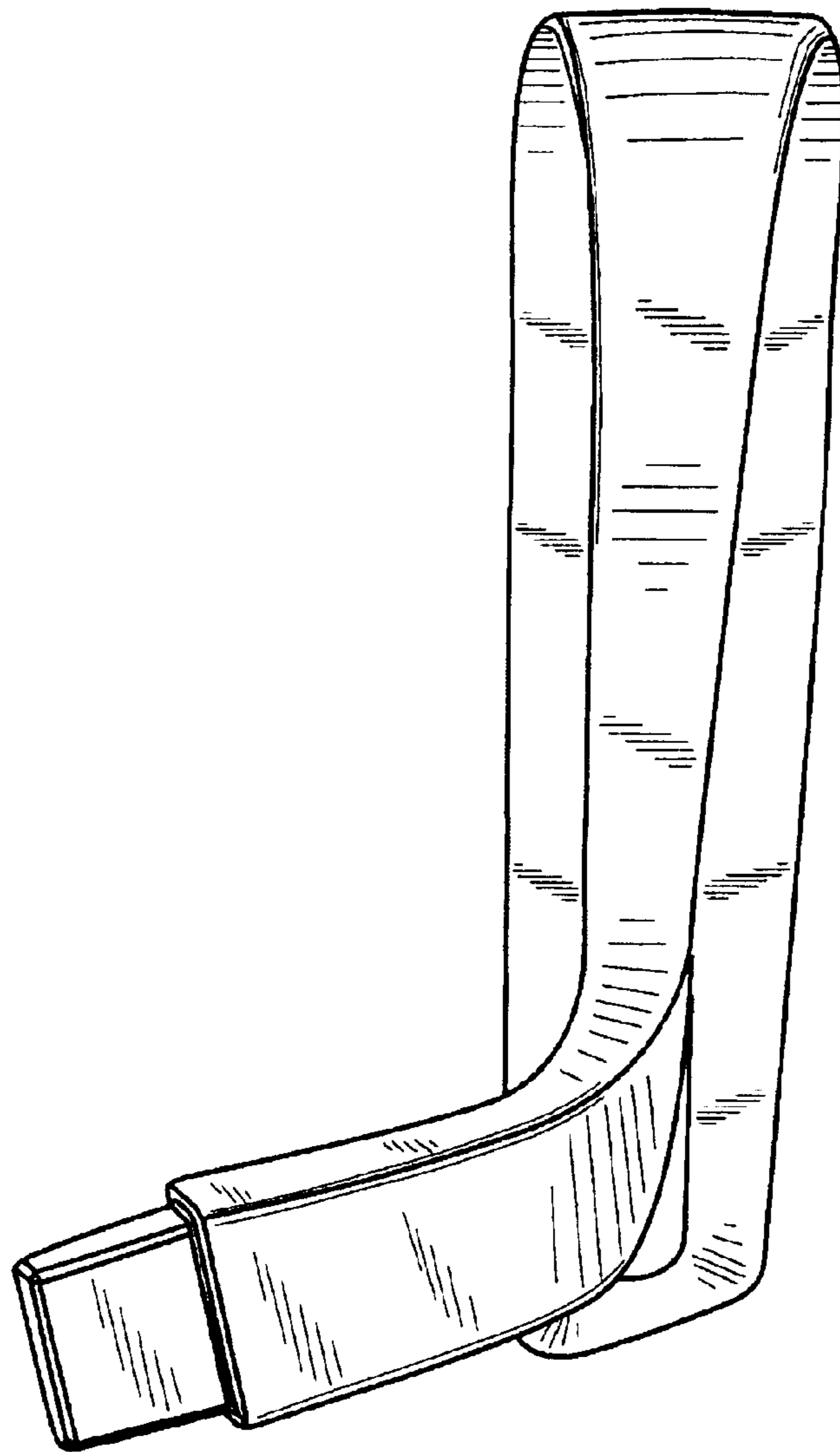


FIG. 7

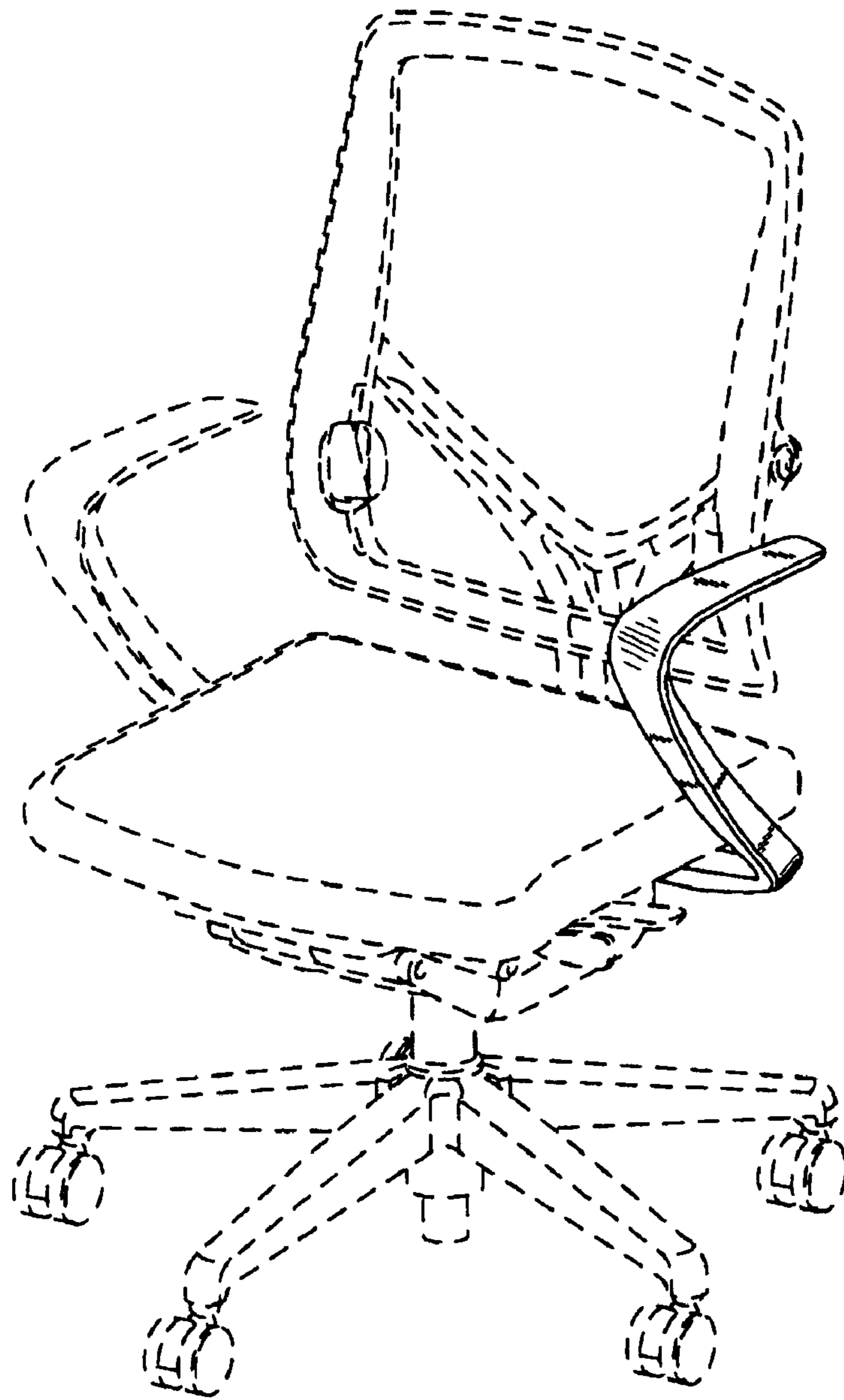


FIG. 8

UNITED STATES PATENT AND TRADEMARK OFFICE
CERTIFICATE OF CORRECTION

PATENT NO. : Des. 568,074 S
APPLICATION NO. : 29/256777
DATED : May 6, 2008
INVENTOR(S) : Marcus C. Koepke et al.

Page 1 of 1

It is certified that error appears in the above-identified patent and that said Letters Patent is hereby corrected as shown below:

Title Page
In Section (56), please delete "5,755,486" and insert -- 5,755,488--; delete "6,609,756" and insert --6,609,755--.

Signed and Sealed this

Fifth Day of August, 2008



JON W. DUDAS
Director of the United States Patent and Trademark Office