



US00D568067S

(12) **United States Design Patent**
Cohen

(10) **Patent No.:** **US D568,067 S**

(45) **Date of Patent:** **** May 6, 2008**

(54) **COOLER STAND**

6,814,333 B1 * 11/2004 Freiburger 248/150
D511,639 S * 11/2005 Boron et al. D6/511

(76) Inventor: **Warren Cohen**, 10981 Decatur Rd.,
Philadelphia, PA (US) 19154

OTHER PUBLICATIONS

<http://dogbytecomputer.com/product>, Dec. 7, 2007.*

(**) Term: **14 Years**

* cited by examiner

(21) Appl. No.: **29/266,304**

Primary Examiner—Robert M. Spear

Assistant Examiner—Katrina A Kile

(22) Filed: **Sep. 19, 2006**

(74) *Attorney, Agent, or Firm*—LaMorte & Associates

(51) **LOC (8) Cl.** **06-04**

(57) **CLAIM**

(52) **U.S. Cl.** **D6/475**

(58) **Field of Classification Search** D6/475,
D6/466, 449, 450, 476, 396, 462, 467; D19/75,
D19/86, 88-92; 211/49.1, 50; D9/432, 433;
248/174

The ornamental design for a cooler stand, as shown and described.

See application file for complete search history.

DESCRIPTION

(56) **References Cited**

FIG. 1 is a perspective view of a cooler stand;

FIG. 2 is a top view thereof;

FIG. 3 is a bottom view thereof;


FIG. 4 is a front view thereof, the rear view being the same; and,

FIG. 5 is a right side view thereof, the left said view being the same.

U.S. PATENT DOCUMENTS

D266,391 S *	10/1982	Jordon	D7/608
D302,922 S *	8/1989	Carlson	D7/605
D423,823 S *	5/2000	Nelson	D6/475
D448,625 S *	10/2001	Moffett et al.	D7/605
D467,098 S *	12/2002	Linz	D6/475
D495,523 S *	9/2004	Harwanko	D6/410

1 Claim, 5 Drawing Sheets






FIG. 1

FIG. 2

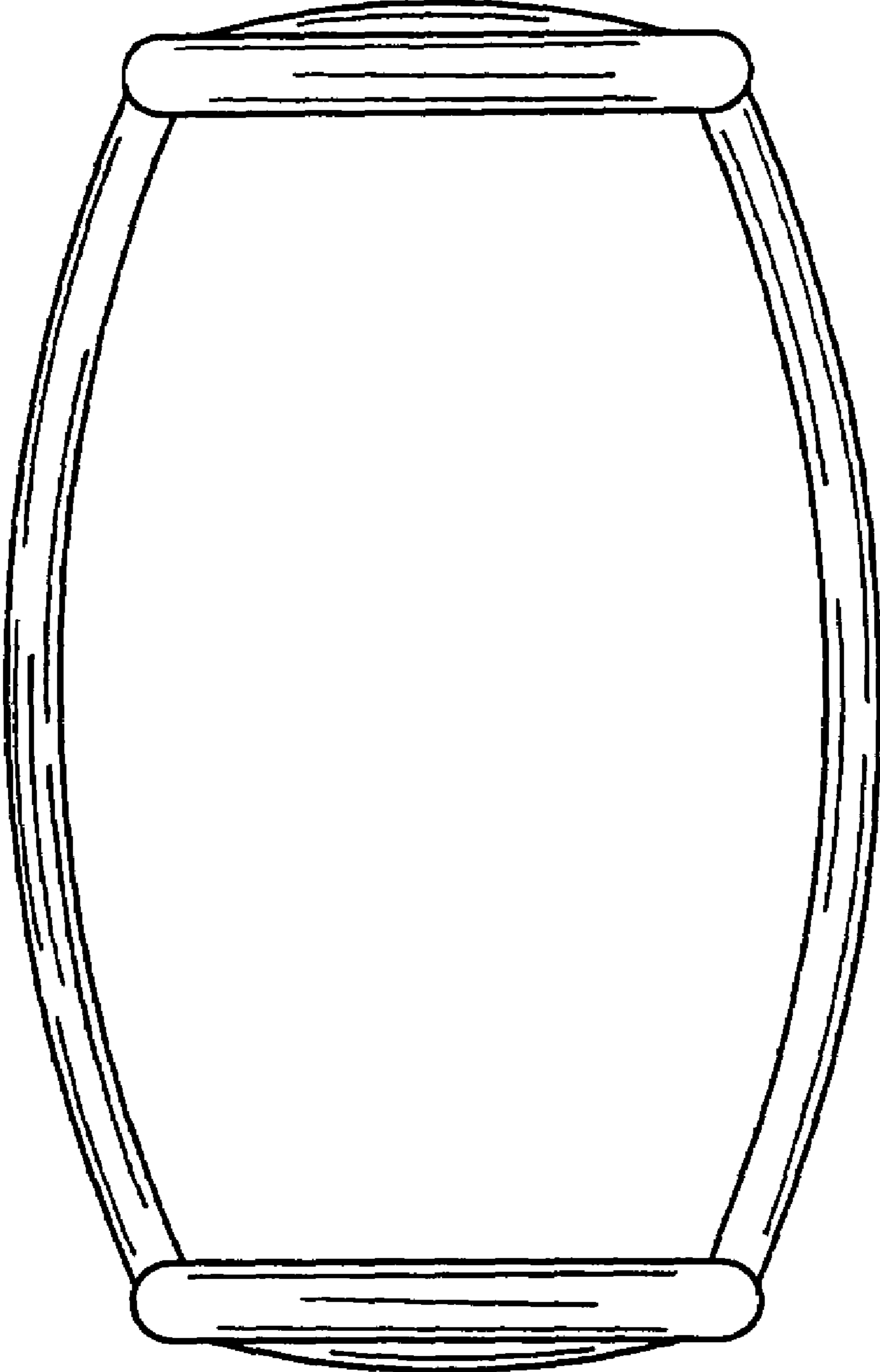
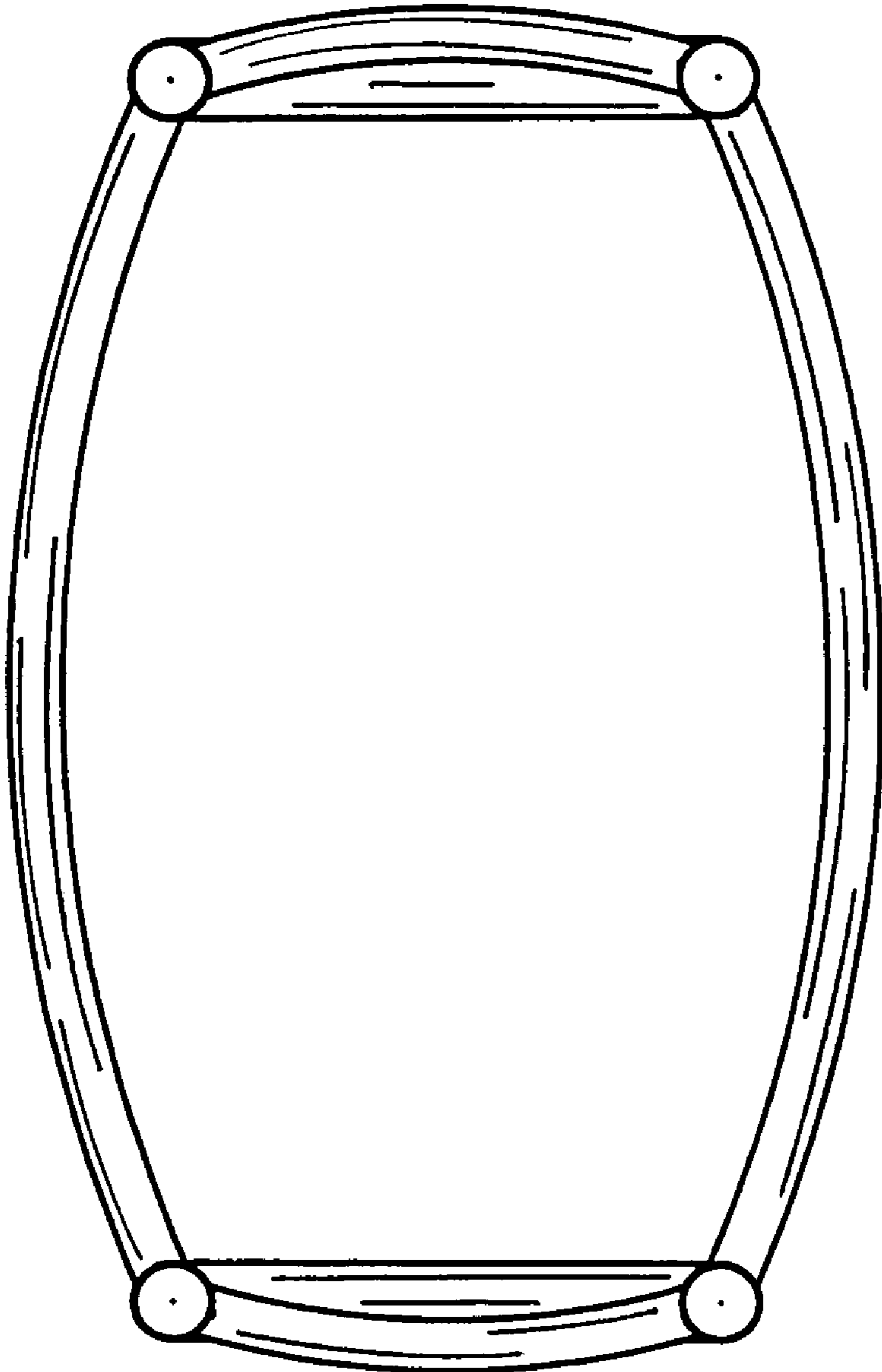


FIG. 3



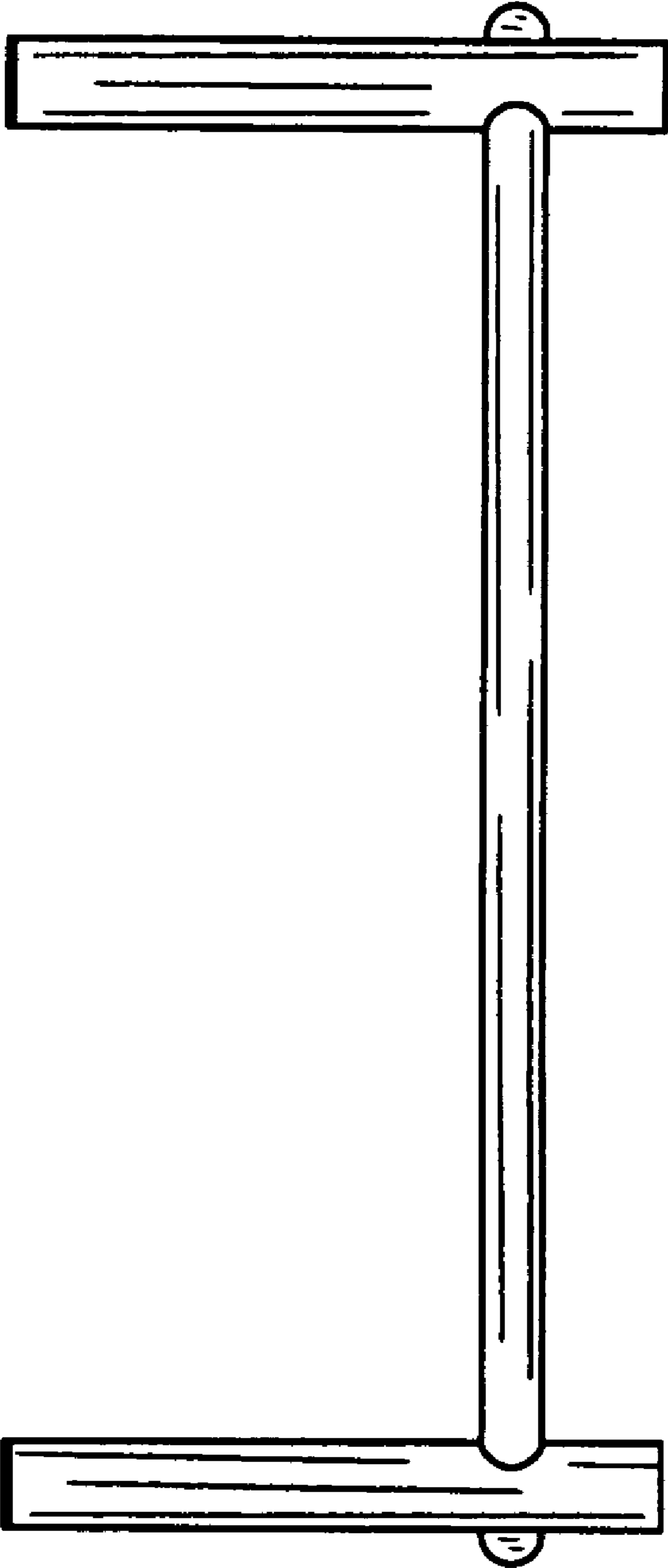


FIG. 4

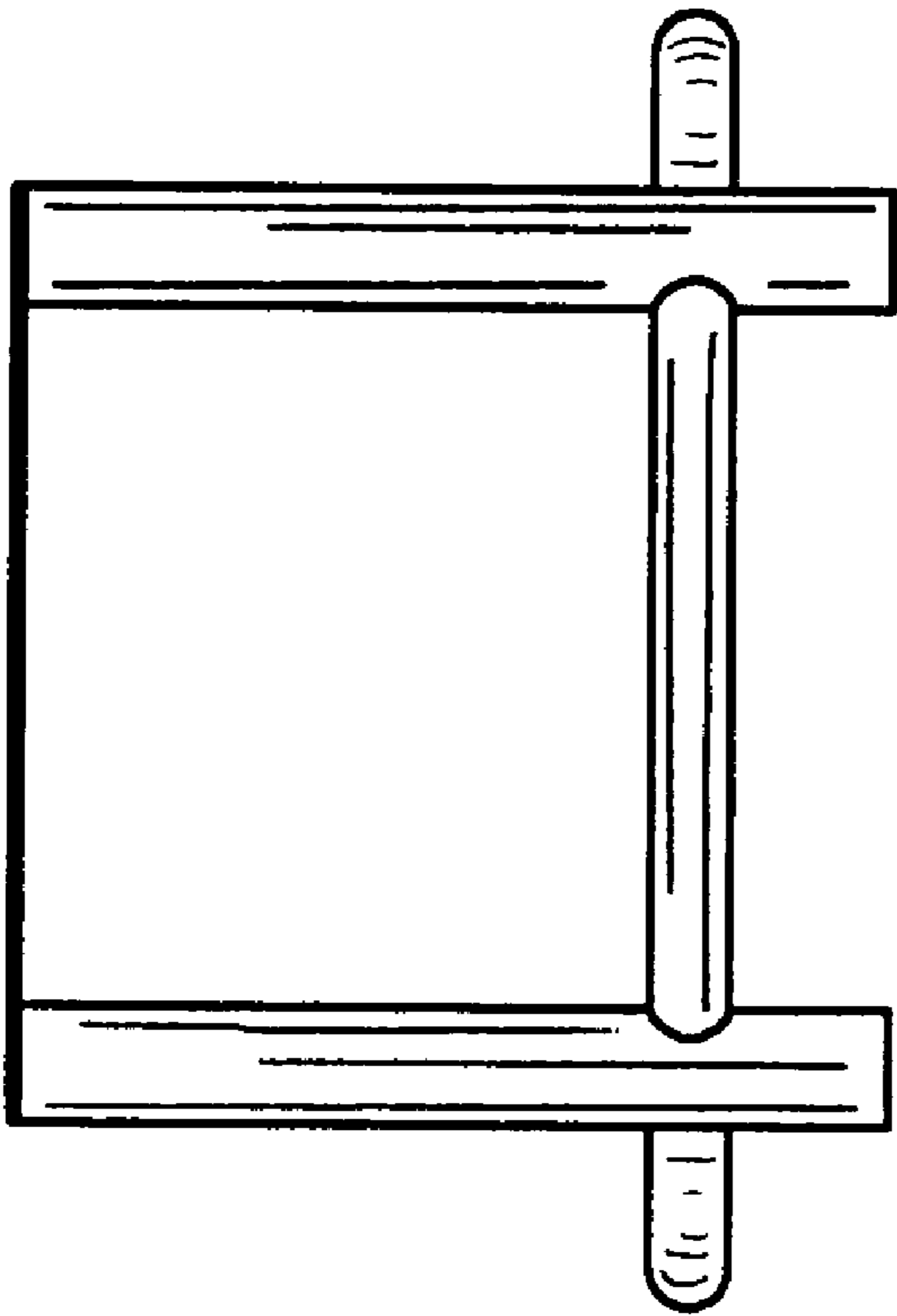


FIG. 5