

US00D568058S

(12) **United States Design Patent**  
**Camp, Jr. et al.**

(10) **Patent No.:** **US D568,058 S**

(45) **Date of Patent:** **\*\* May 6, 2008**

(54) **CHAIR**

(75) Inventors: **Jerry C. Camp, Jr.**, Birmingham, AL (US); **Rory Rehmert**, Birmingham, AL (US); **Jackie Hogan**, Cullman, AL (US); **Timothy M. LeRoy**, Birmingham, AL (US)

(73) Assignee: **Meadowcraft, Inc.**, Birmingham, AL (US)

(\*\*) Term: **14 Years**

(21) Appl. No.: **29/295,576**

(22) Filed: **Oct. 2, 2007**

(51) **LOC (8) Cl.** ..... **06-01**

(52) **U.S. Cl.** ..... **D6/370; D6/376**

(58) **Field of Classification Search** ..... D6/334-336, D6/358, 369, 370, 374, 375, 376, 379, 380, D6/500-502; 297/445.1, 446.1, 452.63, 297/452.64

See application file for complete search history.

(56) **References Cited**

**U.S. PATENT DOCUMENTS**

D267,133 S *	12/1982	Claman	.....	D6/369
D290,194 S *	6/1987	Zola	.....	D6/369
D322,899 S *	1/1992	Hess	.....	D6/376
D333,043 S *	2/1993	Rehmert	.....	D6/370
D340,365 S *	10/1993	Hess	.....	D6/370
D342,390 S *	12/1993	Grosfillex	.....	D6/370

D343,961 S *	2/1994	Gibbs	.....	D6/369
D357,134 S *	4/1995	Hess	.....	D6/370
D359,174 S *	6/1995	Arthur, Jr.	.....	D6/376
D514,359 S *	2/2006	Risdon	.....	D6/502

\* cited by examiner

*Primary Examiner*—Mimosa De

(74) *Attorney, Agent, or Firm*—C. Brandon Browning; Maynard Cooper & Gale, PC

(57) **CLAIM**

The ornamental design for a chair, as shown and described.

**DESCRIPTION**

FIG. 1 is a front perspective view of a chair in accordance with the present invention.

FIG. 2 is a side elevational view of the chair of FIG. 1.

FIG. 3 is a front elevational view of the chair of FIG. 1.

FIG. 4 is a rear elevational view of the chair of FIG. 1.

FIG. 5 is a top plan view of the chair of FIG. 1.

FIG. 6 is a front perspective view of the chair of FIG. 1 shown without the cushion for ease of illustration.

FIG. 7 is a side elevational view of the chair of FIG. 6.

FIG. 8 is a front elevational view of the chair of FIG. 6.

FIG. 9 is a rear elevational view of the chair of FIG. 6; and,

FIG. 10 is a top plan view of the chair of FIG. 6.

**1 Claim, 10 Drawing Sheets**







FIG. 1




FIG. 2





FIG. 3





FIG. 4





FIG. 5





FIG. 6



FIG. 7





FIG. 8






FIG. 9






FIG. 10