



US00D568047S

(12) **United States Design Patent**
Brancky

(10) **Patent No.:** **US D568,047 S**

(45) **Date of Patent:** **** May 6, 2008**

(54) **MOLDED CASE WITH TEXTURED EXTERIOR**

Primary Examiner—RoseLynne H. Ulm
(74) *Attorney, Agent, or Firm*—Russo & Duckworth, LLP

(75) **Inventor:** **Tom Brancky**, Tustin, CA (US)

(57) **CLAIM**

(73) **Assignee:** **Blue Sky The Color of Imagination, LLC**, Tustin, CA (US)

The ornamental design for a molded case with textured exterior, as shown and described.

(**) **Term:** **14 Years**

DESCRIPTION

(21) **Appl. No.:** **29/263,531**

FIG. 1 is a perspective view illustrating the molded case with textured exterior in a closed condition, showing my design;

(22) **Filed:** **Jul. 25, 2006**

(51) **LOC (8) Cl.** **03-01**

FIG. 2 is a front elevation view thereof;

(52) **U.S. Cl.** **D3/284; D3/289; D3/900**

FIG. 3 is a back elevation view thereof;

(58) **Field of Classification Search** D3/273,
D3/276, 284, 289, 900; 190/100, 109, 115,
190/119, 900, 903

FIG. 4 is a left side elevation view thereof;

FIG. 5 is a right side elevation view thereof;

See application file for complete search history.

FIG. 6 is a top plan view thereof;

FIG. 7 is a bottom plan view thereof;

(56) **References Cited**

FIG. 8 is a first perspective view illustrating the molded case with textured exterior in a partially open condition, showing my design;

U.S. PATENT DOCUMENTS

2,011,879	A *	8/1935	Stein	190/109
2,674,288	A *	4/1954	Laidlaw	190/115
4,703,519	A *	10/1987	Krenzel	383/97
D320,306	S *	10/1991	Schwartz	D3/289
D322,889	S *	1/1992	Ward	D3/281
D335,220	S *	5/1993	Ward et al.	D3/302
D347,114	S *	5/1994	Tengvall	D3/281
D379,267	S *	5/1997	Roegner	D3/285
D401,408	S *	11/1998	Sun et al.	D3/276
5,897,209	A *	4/1999	Roegner	383/39
6,183,133	B1 *	2/2001	Roegner	383/39
D438,381	S *	3/2001	Sijmons	D3/321
D448,164	S *	9/2001	Kolpin	D3/262
D464,197	S *	10/2002	Kegels	D3/289
D485,065	S *	1/2004	Pelleg	D3/289
D529,717	S *	10/2006	Brancky	D3/285

FIG. 9 is a second perspective view illustrating the molded case with textured exterior in a partially open condition, showing my design;

FIG. 10 is a third perspective view illustrating the molded case with textured exterior in a partially open condition, showing my design; and,

FIG. 11 is a top plan view illustrating the molded case with textured exterior in a fully open condition, showing my design.

The textural treatment shown in FIGS. 1–10 is intended to extend over the entire exterior of the case. The texture shown is not intended to represent any one particular texture.

* cited by examiner

1 Claim, 8 Drawing Sheets

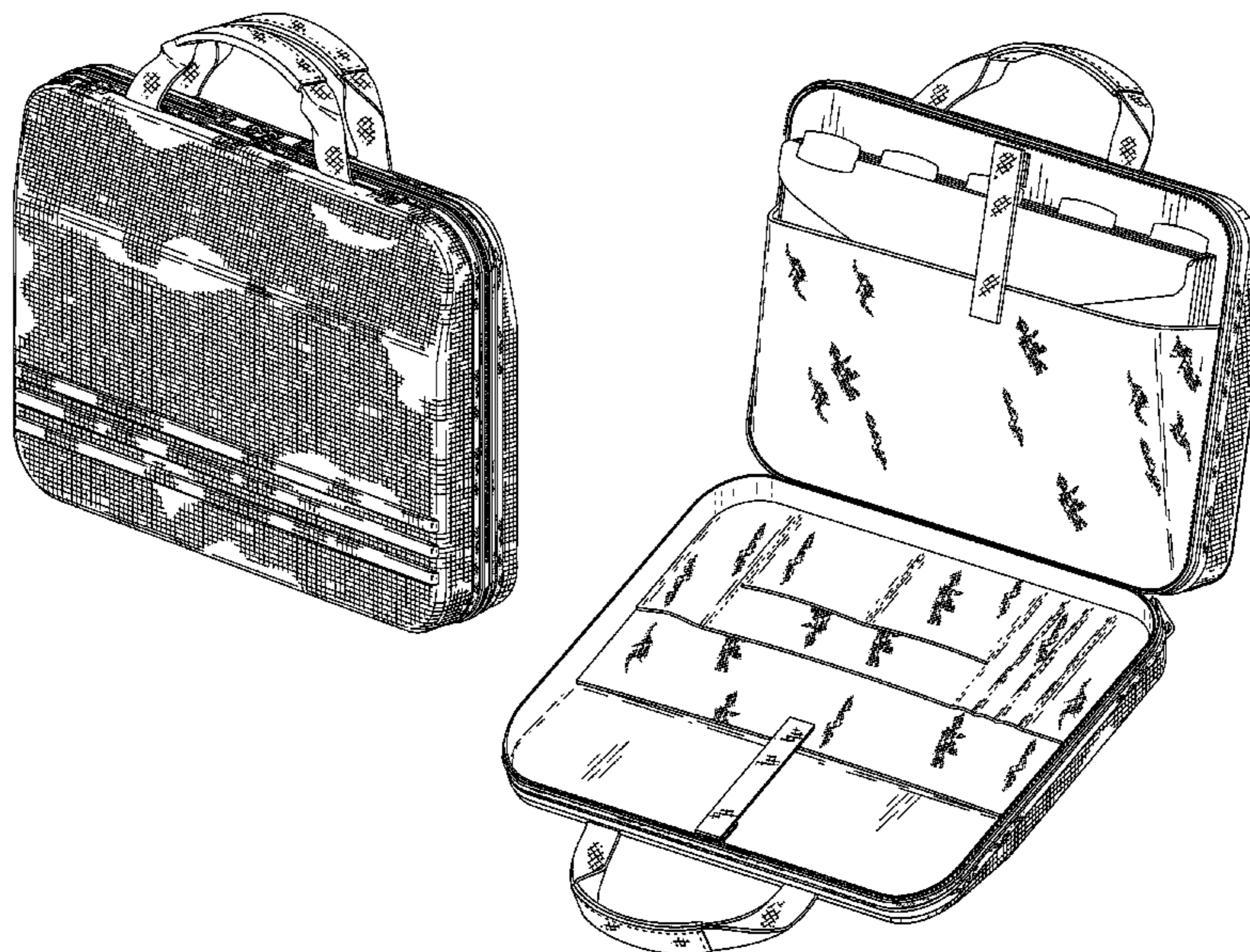




Fig. 1




Fig. 2




Fig. 3

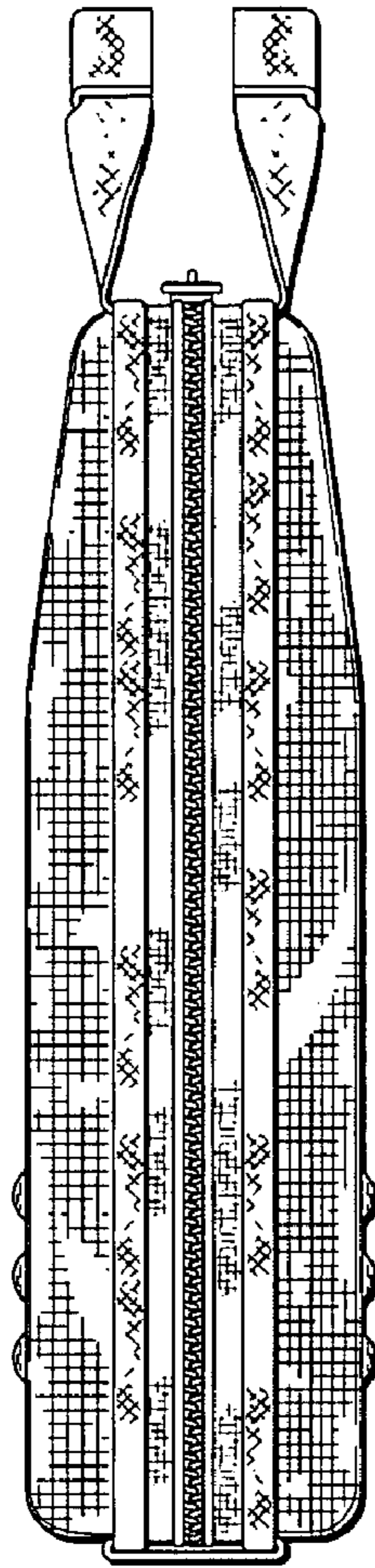


Fig. 4

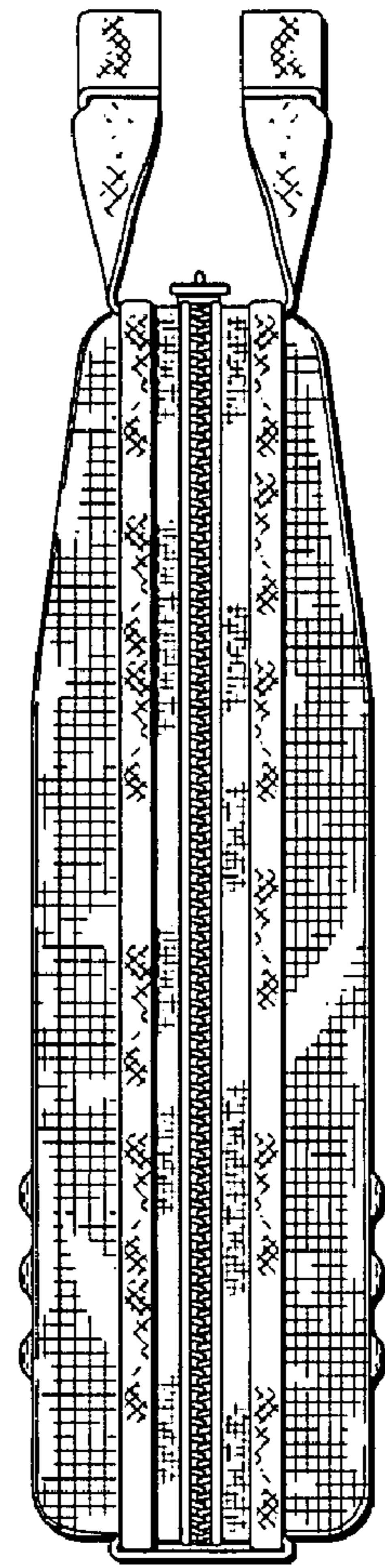


Fig. 5

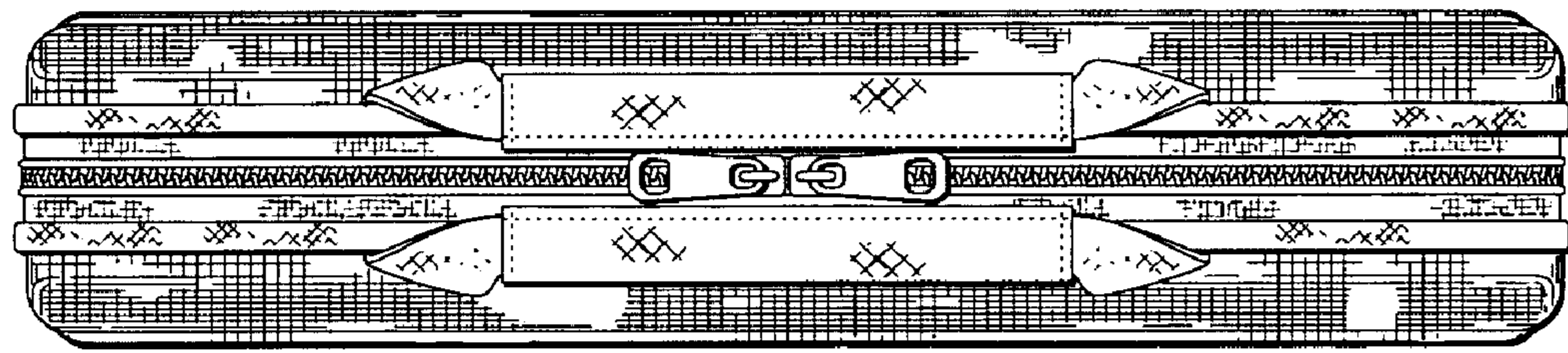


Fig. 6

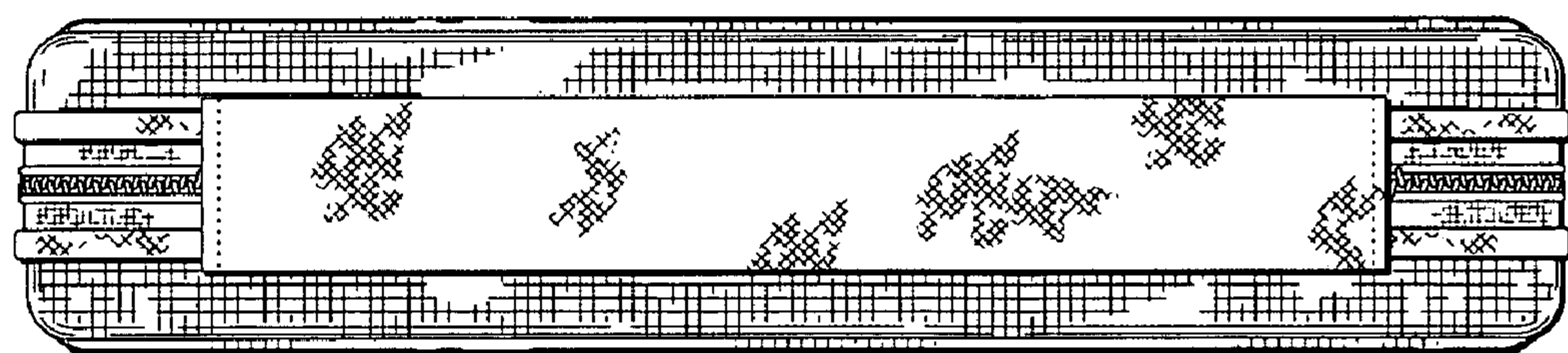


Fig. 7




Fig. 8



Fig. 9

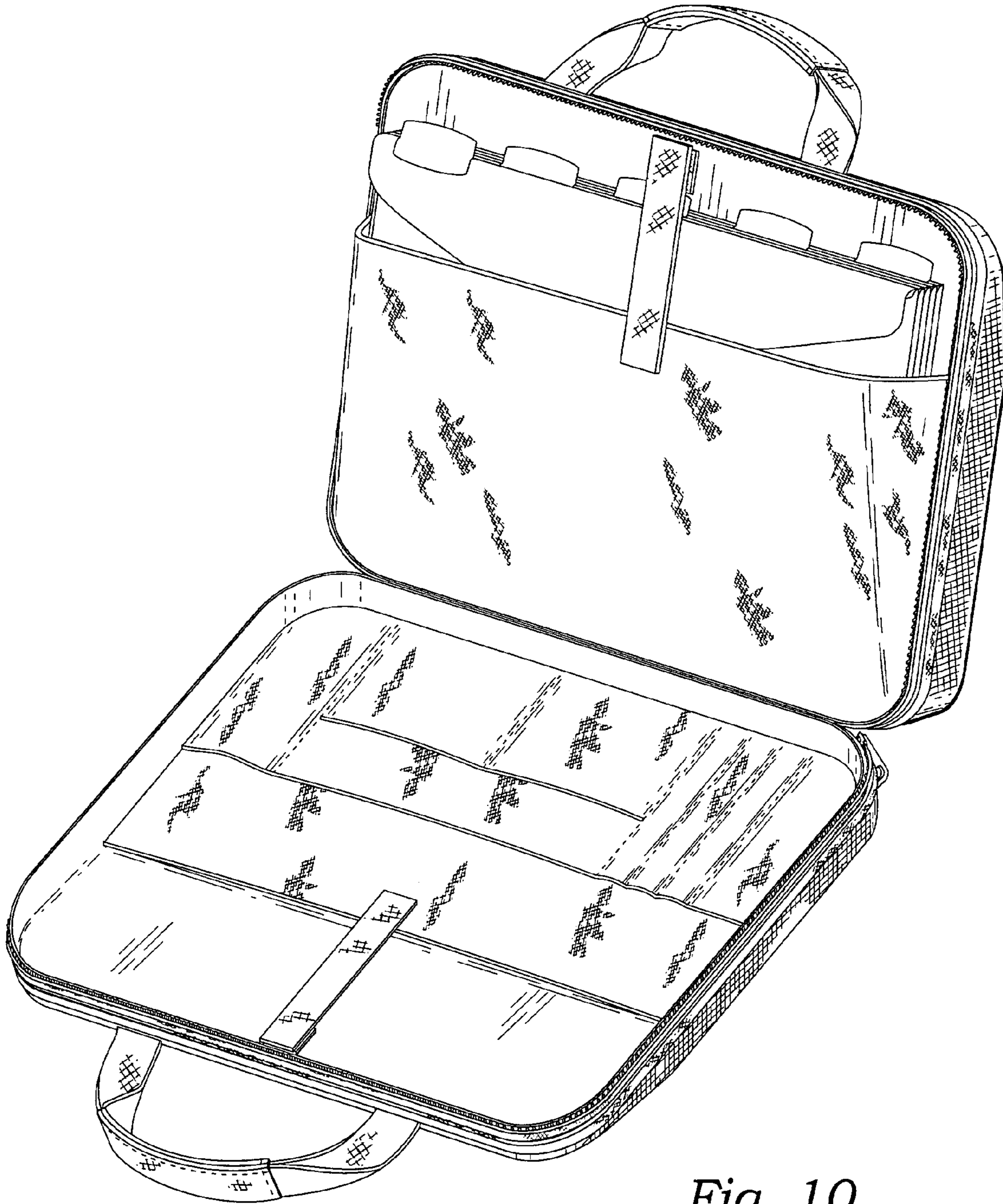


Fig. 10

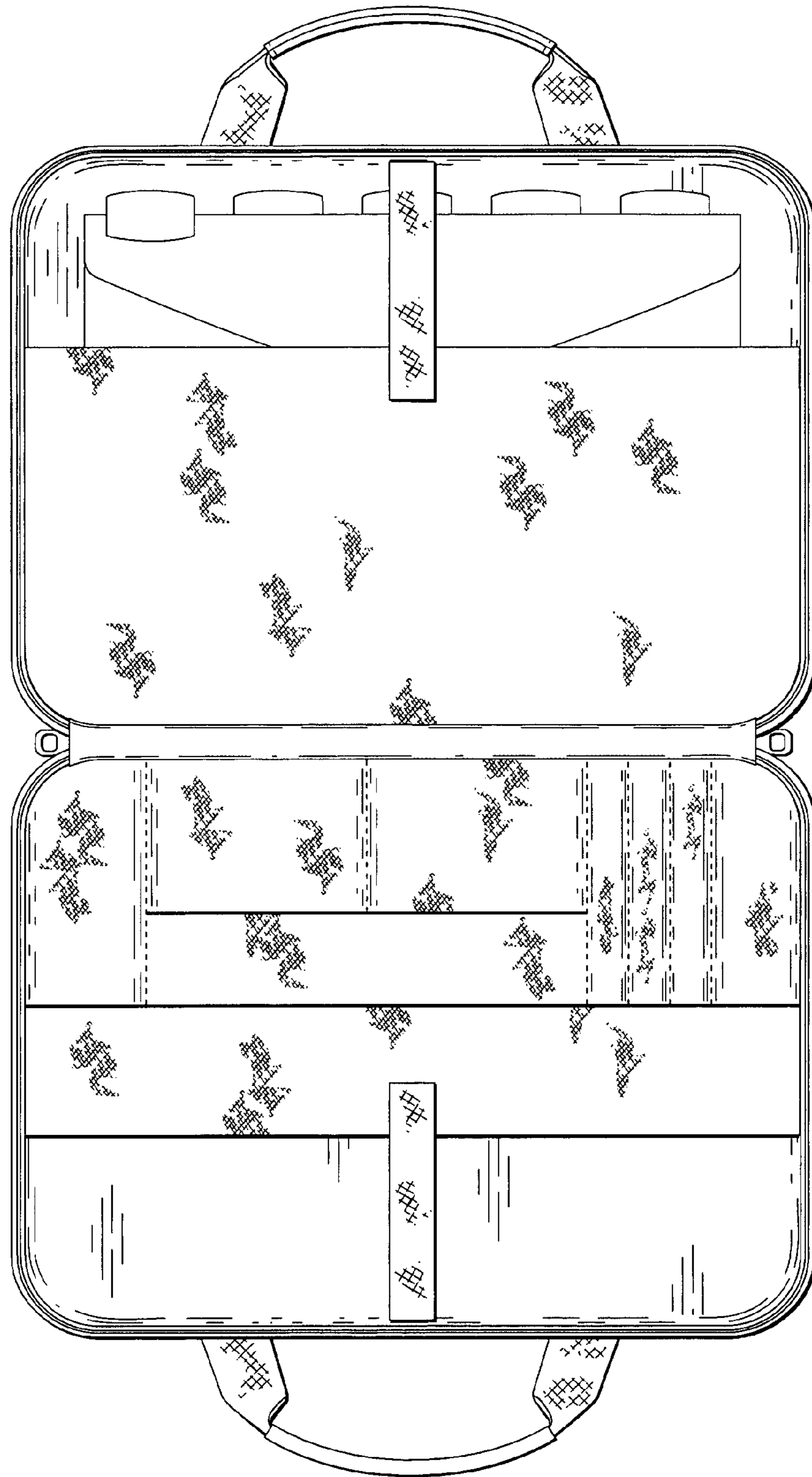


Fig. 11