



US00D568040S

(12) **United States Design Patent** (10) **Patent No.:** **US D568,040 S**
Hermanson et al. (45) **Date of Patent:** **** May 6, 2008**

(54) **STAFF MEMBER AND RIB ASSEMBLY FOR AN UMBRELLA**

(75) Inventors: **Terry Hermanson**, New York, NY (US); **George Raustiala**, New York, NY (US)

(73) Assignee: **Mr. Christmas Incorporated**, New York, NY (US)

(**) Term: **14 Years**

(21) Appl. No.: **29/267,573**

(22) Filed: **Oct. 18, 2006**

(51) **LOC (8) Cl.** **03-03**

(52) **U.S. Cl.** **D3/10**

(58) **Field of Classification Search** D3/5,
D3/6, 10; 135/15.1, 20.1, 22, 23, 25.1, 25.3,
135/25.31, 25.32, 25.4, 31, 15, 16, 98, 99,
135/20.3, 21; 297/184.1

See application file for complete search history.

(56) **References Cited**

U.S. PATENT DOCUMENTS

D221,039 S *	6/1971	Zimmermann	D3/10
D234,729 S *	4/1975	Weber	D3/10
5,901,721 A *	5/1999	Sadeghvaziri	135/16
5,901,722 A *	5/1999	Lee	135/25.1
5,964,237 A *	10/1999	Lin	135/114
6,336,464 B1 *	1/2002	Ko	135/29
D496,783 S *	10/2004	Medina	D3/5
2002/0139404 A1 *	10/2002	Lee	135/20.3
2003/0131875 A1 *	7/2003	Wu	135/20.3
2003/0164184 A1 *	9/2003	Lin et al.	132/25.3
2006/0185701 A1 *	8/2006	Chen et al.	135/31

* cited by examiner

Primary Examiner—Louis S. Zarfaz

Assistant Examiner—Anhdao Doan

(74) *Attorney, Agent, or Firm*—Fitzpatrick, Cella, Harper & Scinto

(57) **CLAIM**

The ornamental design for a staff member and rib assembly for an umbrella, as shown and described.

DESCRIPTION

FIG. 1 is a perspective view from the bottom and one side of the staff member and rib assembly for an umbrella in accordance with the present invention showing a single pair of ribs;

FIG. 2 is a front elevational view of the staff member and rib assembly;

FIG. 3 is a rear elevational view of the staff member and rib assembly;

FIG. 4 is a left side elevational view of the staff member and rib assembly, the right side elevational view being a mirror image thereof;

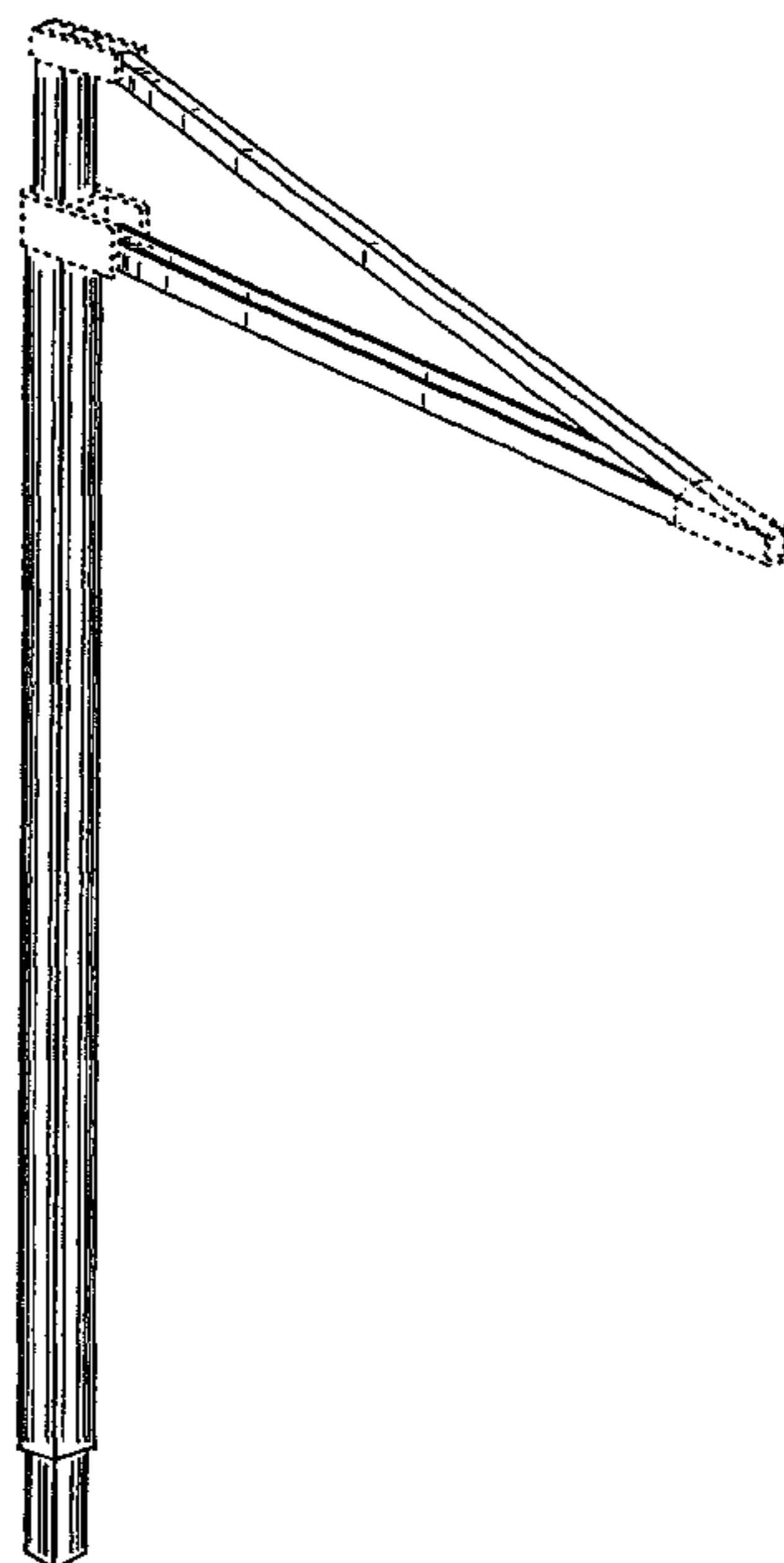
FIG. 5 is an elevational view of the staff member and rib assembly taken from a vantage point midway between the front and left side elevational views;

FIG. 6 is a top plan view of the staff member and rib assembly; and,

FIG. 7 is a bottom plan view of the staff member and rib assembly.

In the drawings, the dash-dot-dash broken lines indicate the boundaries of the claim; the evenly spaced broken lines depict unclaimed environment. The broken lines form no part of the claim.

1 Claim, 7 Drawing Sheets



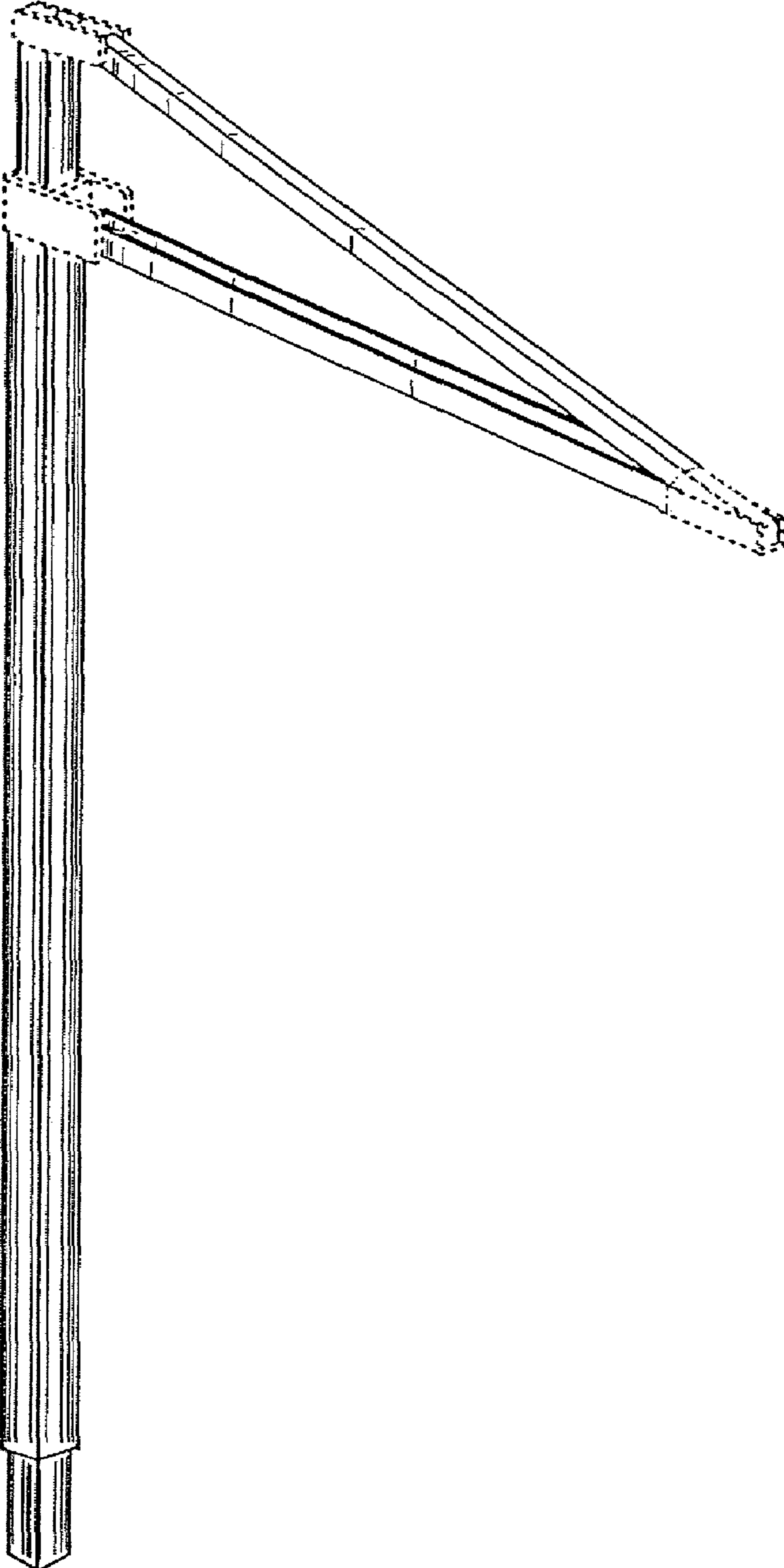


FIG. 1



FIG. 2



FIG. 3




FIG. 4




FIG. 5



FIG. 6



FIG. 7