



US00D568032S

(12) **United States Design Patent**
Lavergne

(10) **Patent No.:** **US D568,032 S**

(45) **Date of Patent:** **** May 6, 2008**

(54) **SANDAL**

(76) **Inventor:** **Kimberly A. Lavergne**, 4320 Dogwood St., Groves, TX (US) 77619

(**) **Term:** **14 Years**

(21) **Appl. No.:** **29/274,858**

(22) **Filed:** **May 31, 2007**

(51) **LOC (8) Cl.** **02-04**

(52) **U.S. Cl.** **D2/917; D2/952**

(58) **Field of Classification Search** D2/917,
D2/898, 899, 900, 916, 946, 952, 969, 972;
36/3 A, 8.1, 11.5, 45

See application file for complete search history.

(56) **References Cited**

U.S. PATENT DOCUMENTS

D166,123 S *	3/1952	Pastine	D2/917
D167,533 S *	8/1952	Pastine	D2/917
D187,781 S *	5/1960	Hayakawa	D2/917
5,331,753 A	7/1994	Rodibaugh		
5,980,351 A	11/1999	McCook		
6,442,869 B2	9/2002	Coomes		
D486,296 S *	2/2004	Morrison et al.	D2/917
D495,123 S *	8/2004	Wakatake	D2/969

6,769,204 B1	8/2004	Phillips		
D500,397 S *	1/2005	Dal Magro et al.	D2/917
2005/0189084 A1	9/2005	Bitton		

* cited by examiner

Primary Examiner—Stella M. Reid
Assistant Examiner—Rashida C. McCoy
(74) *Attorney, Agent, or Firm*—Stephen R. Greiner

(57) **CLAIM**

The ornamental design for a sandal, as shown and described.

DESCRIPTION

FIG. 1 is a top, front perspective view of a sandal, showing my new design;

FIG. 2 is a top view thereof;

FIG. 3 is a right side elevational view thereof;

FIG. 4 is a front elevational view thereof;

FIG. 5 is a rear elevational view thereof;

FIG. 6 is a left side elevational view thereof;

FIG. 7 is a side, bottom perspective view thereof; and,

FIG. 8 is a bottom view thereof.

1 Claim, 3 Drawing Sheets


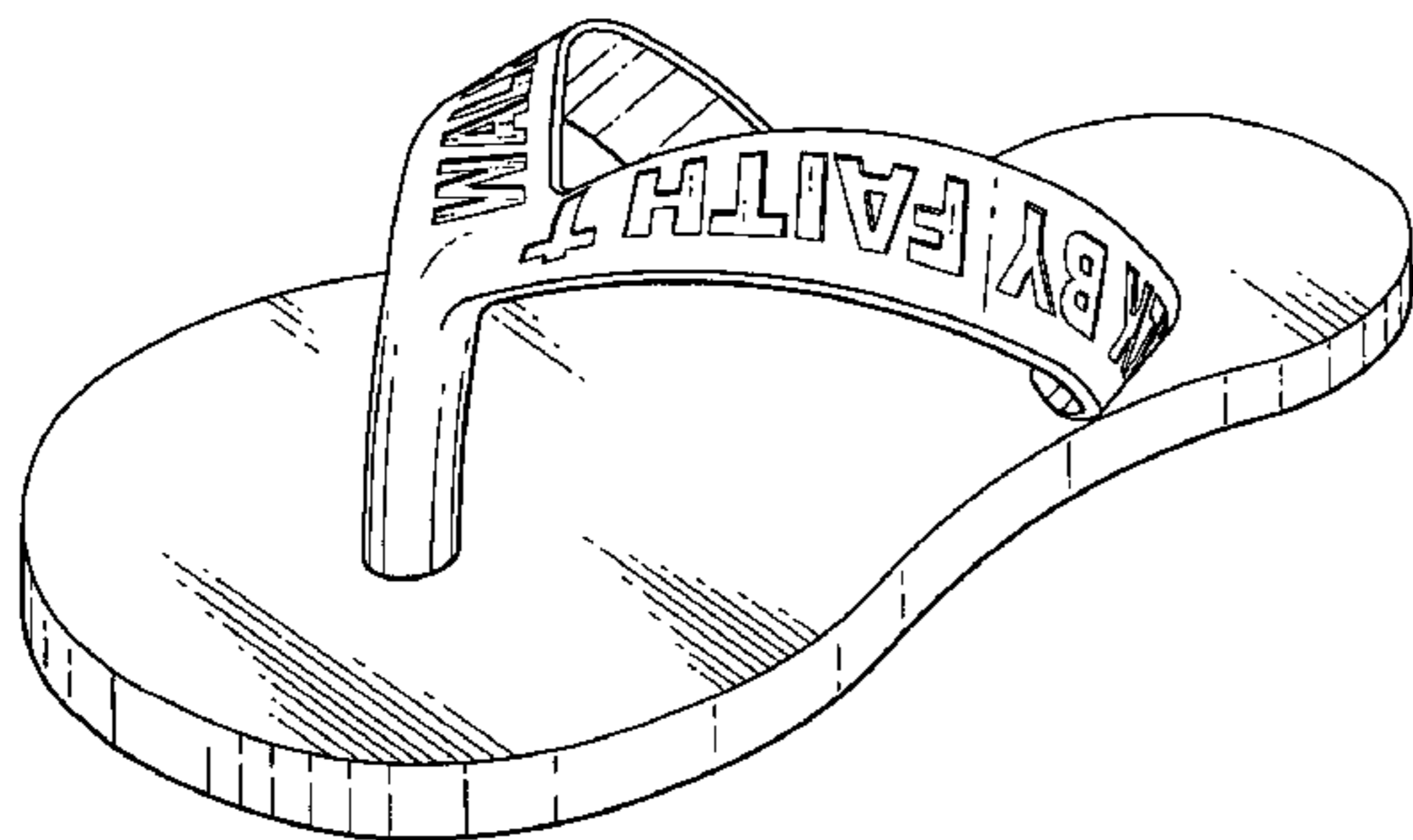


FIG. 1




FIG. 2




FIG. 3




FIG. 4

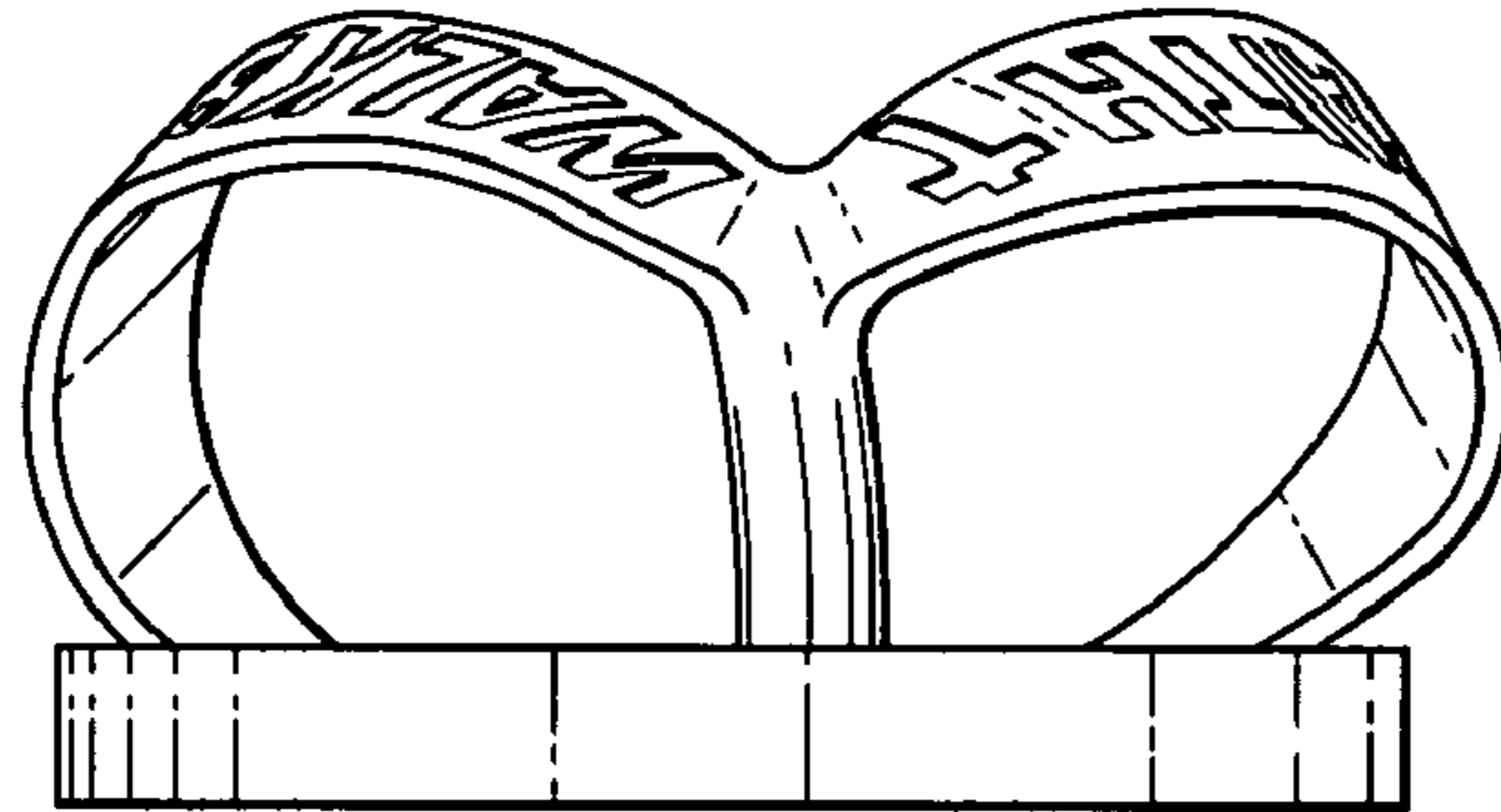


FIG. 5

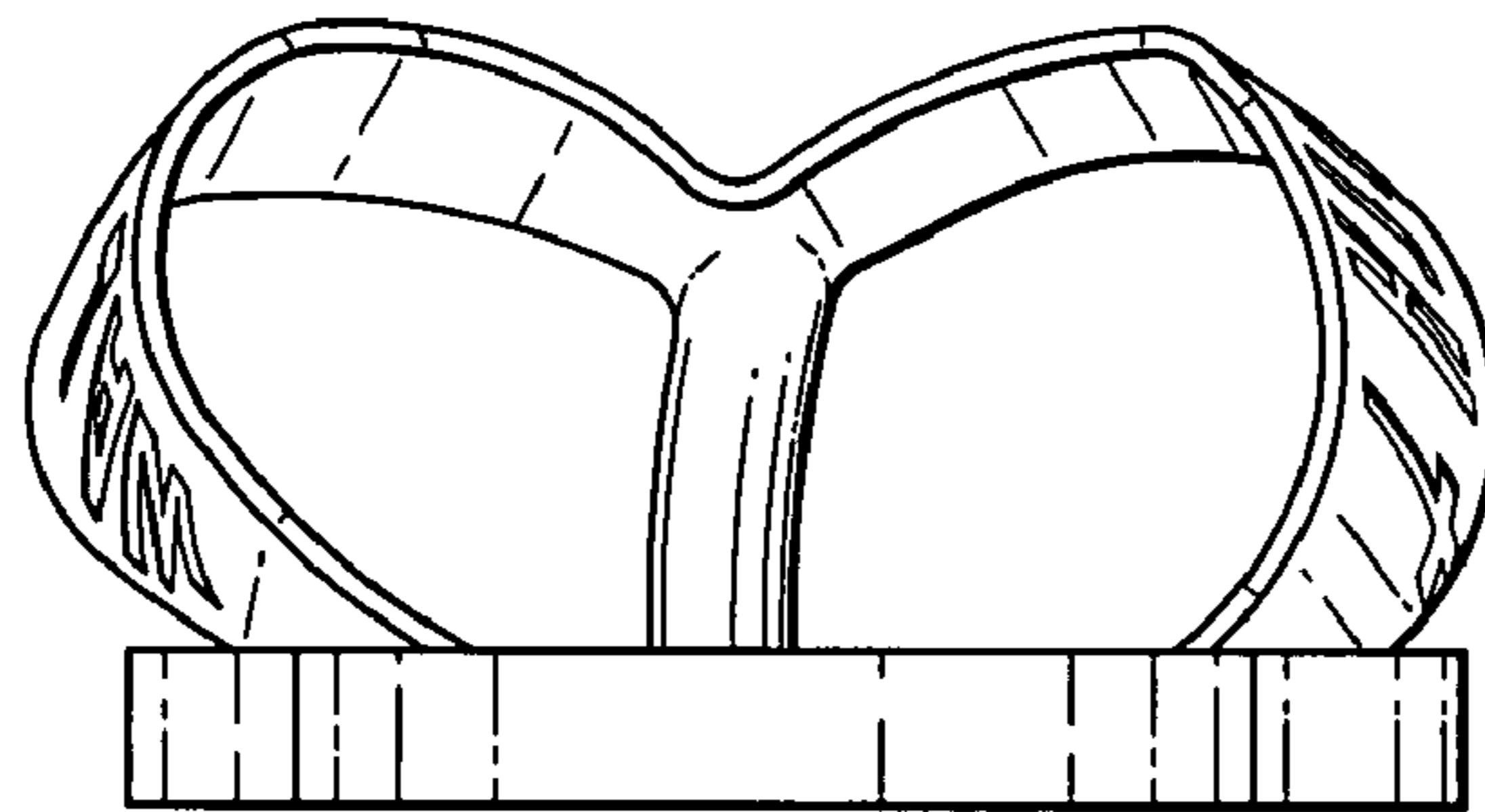


FIG. 6




FIG. 7

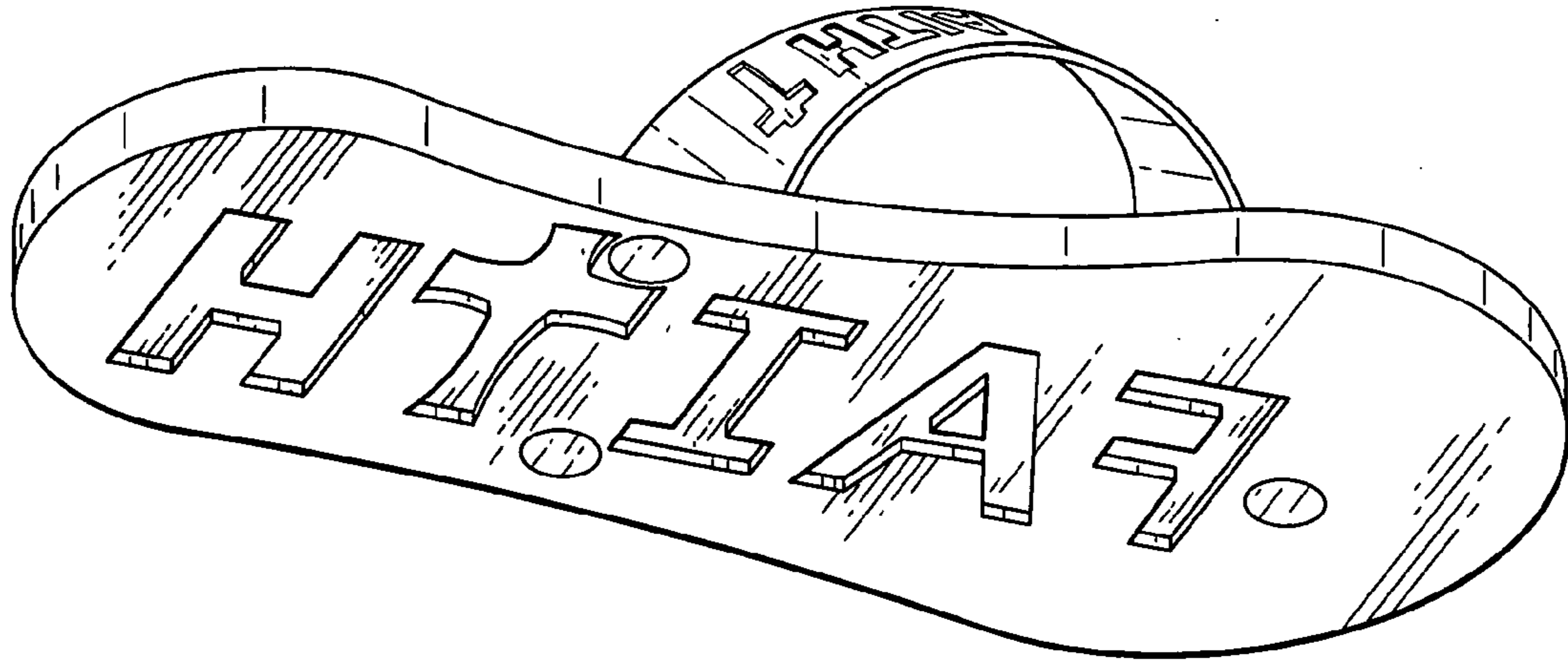


FIG. 8

