



US00D568030S

(12) **United States Design Patent**  
**Chun**

(10) **Patent No.:** **US D568,030 S**

(45) **Date of Patent:** **\*\* May 6, 2008**

(54) **REAR PANEL FOR A PONYTAIL CAP**

(76) Inventor: **Liberty Suechong Chun**, 5070 Likini St., Apt. 1012, Honolulu, HI (US) 96818

(\*\*) Term: **14 Years**

(21) Appl. No.: **29/291,594**

(22) Filed: **Sep. 5, 2007**

*Primary Examiner*—Elizabeth A. Albert

*Assistant Examiner*—Karen E Eldridge Powers

(74) *Attorney, Agent, or Firm*—Peter Chin

(57) **CLAIM**

The ornamental design for a rear panel for a ponytail cap, as shown and described.

**Related U.S. Application Data**

(62) Division of application No. 29/273,112, filed on Feb. 22, 2007, now Pat. No. Des. 555,331.

(51) **LOC (8) Cl.** ..... **02-03**

(52) **U.S. Cl.** ..... **D2/891**

(58) **Field of Classification Search** ..... D2/865, D2/866, 871–873, 875, 876, 879, 882, 883, D2/884, 891–895; 2/171, 171.1, 195.1, 195.3, 2/195.6, 200.1, 209.11, 209.12, 209.13, 209.5  
See application file for complete search history.

(56) **References Cited**

**U.S. PATENT DOCUMENTS**

3,933,872	A *	1/1976	Hartlage	.....	562/621
5,170,509	A *	12/1992	Leopold	.....	2/195.1
5,539,929	A *	7/1996	Revson	.....	2/195.1
D374,548	S *	10/1996	Hartland	.....	D2/884
D391,674	S *	3/1998	Meehan	.....	D28/41
D406,189	S *	3/1999	Hosogai	.....	D2/882
D424,282	S *	5/2000	Crumpton et al.	.....	D2/882
2002/0108165	A1 *	8/2002	Porter et al.	.....	2/195.2
2003/0106134	A1 *	6/2003	Kim	.....	2/171
2006/0010566	A1 *	1/2006	Ridgeway	.....	2/171

**OTHER PUBLICATIONS**

The Original Scrunchie Cap, #SCR100, as shown on [www.adamsheadwear.com](http://www.adamsheadwear.com), dated Feb. 26, 2006 (2 pages).\*

\* cited by examiner

**DESCRIPTION**

FIG. 1 is a perspective view of a rear panel for a ponytail cap showing my new design;

FIG. 2 is a rear view of FIG. 1;

FIG. 3 is an enlarged inside view of one of the two crossed upper straps in uncontracted condition;

FIG. 4 is an enlarged inside view of the one lower strap in uncontracted condition;

FIG. 5 is a side elevational view of the strap shown in FIG. 3; and,

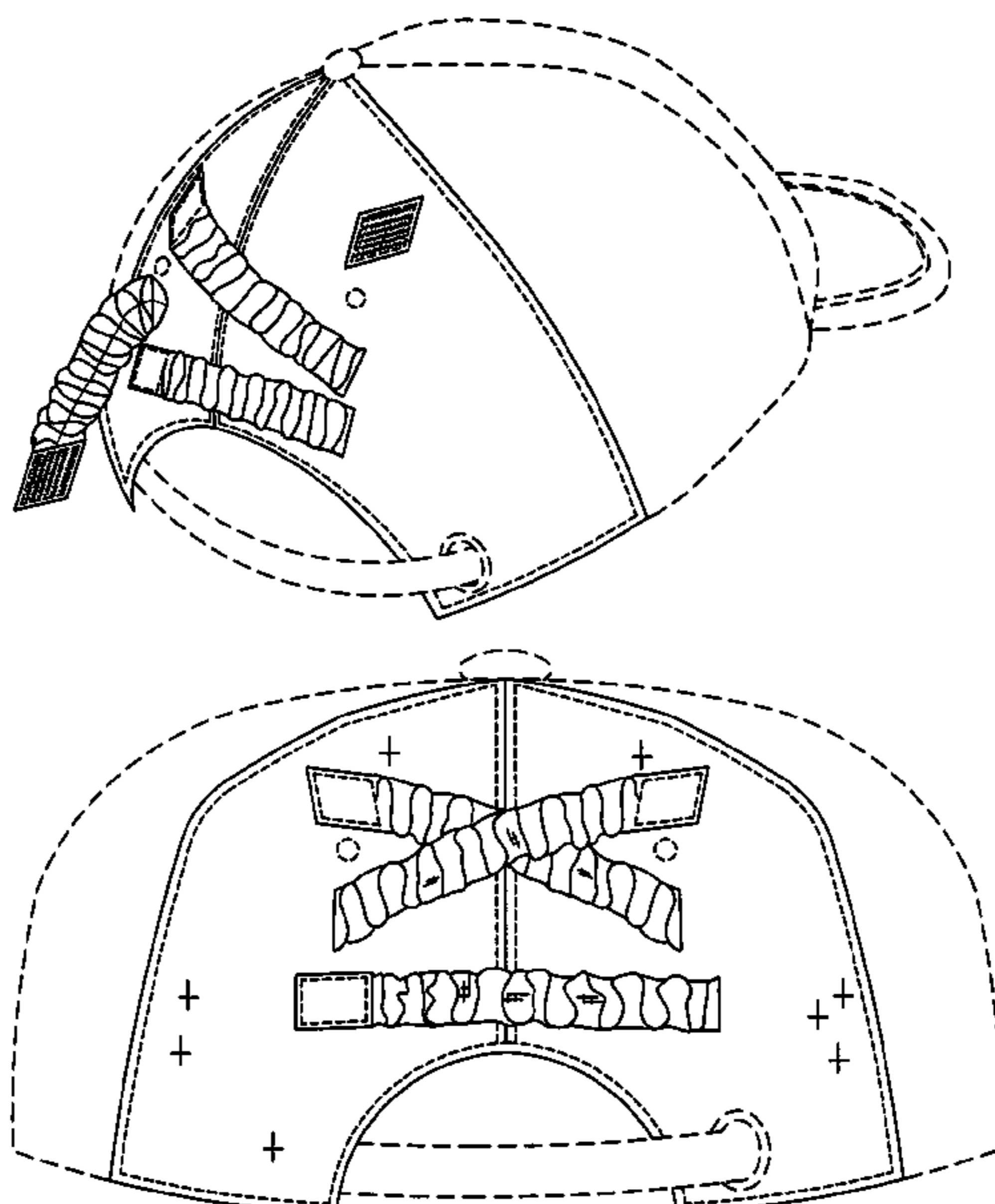
FIG. 6 is a side elevational view of the strap shown in FIG. 4.

With the exception of the broken lines occurring inside and adjacent to the gore seams and the rear opening, as well as on the strap, all of which is meant to represent stitching, the matter rendered in broken lines is included for ease of illustration and forms no part of the claimed design.

The crosshatched pattern, although shown intermittently, is meant to represent fabric, and is understood to be distributed uniformly over the surfaces of the claimed design.

The lined rectangular shapes shown on the cap in FIGS. 1, 3, and 4, and the sideways view of same on the straps in FIGS. 5 and 6 represent hook and loop fasteners.

**1 Claim, 2 Drawing Sheets**



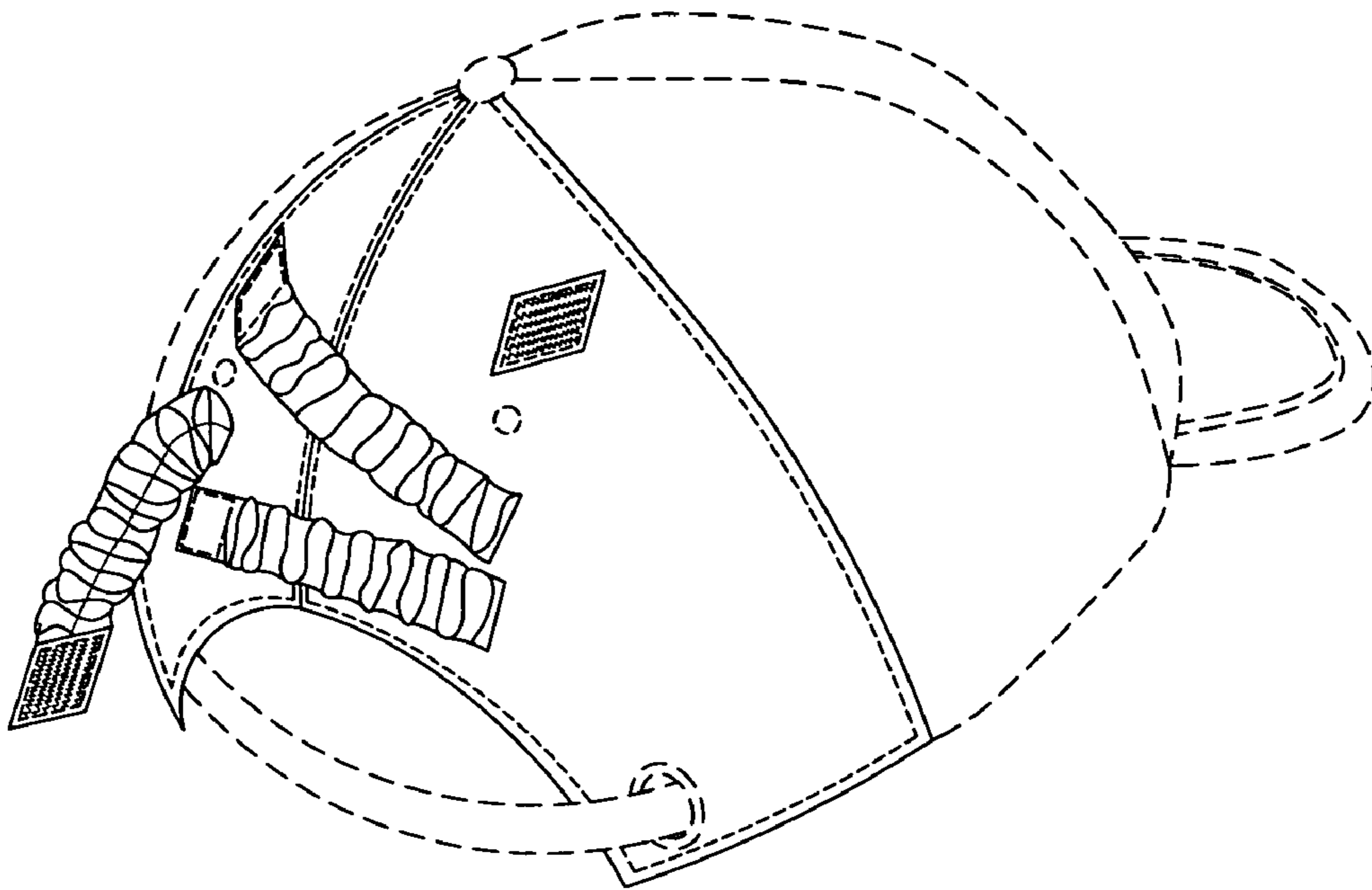


FIG. 1

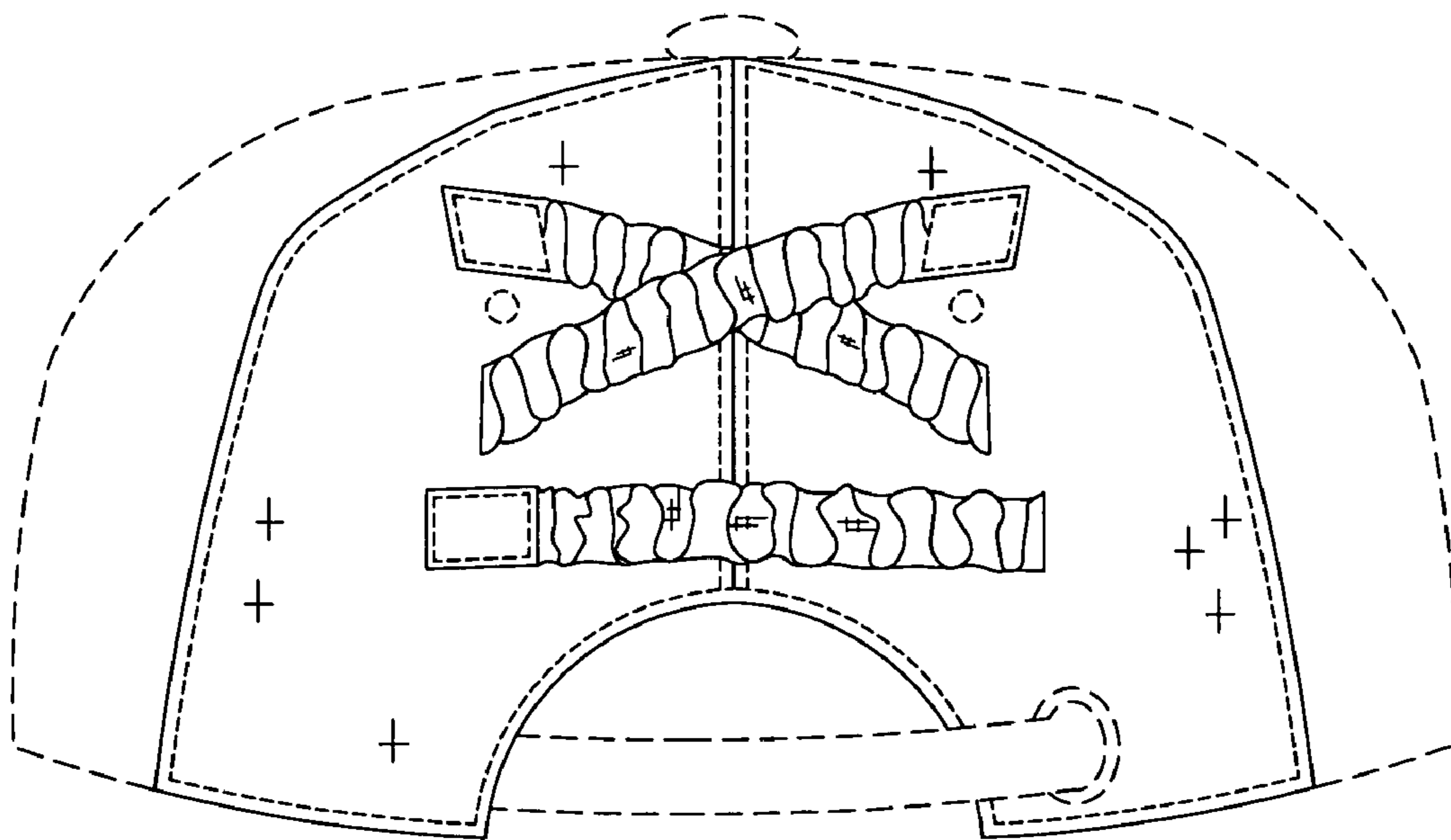


FIG. 2

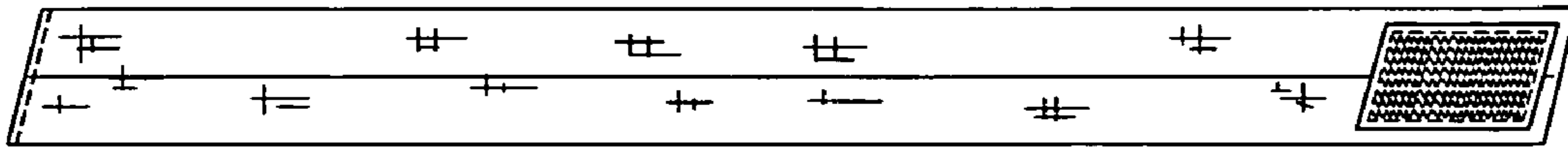


FIG. 3

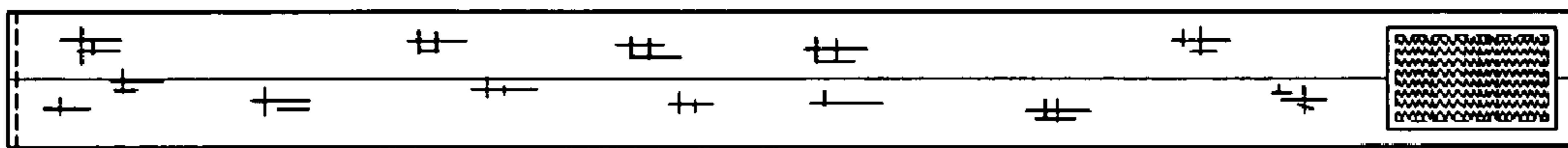


FIG. 4

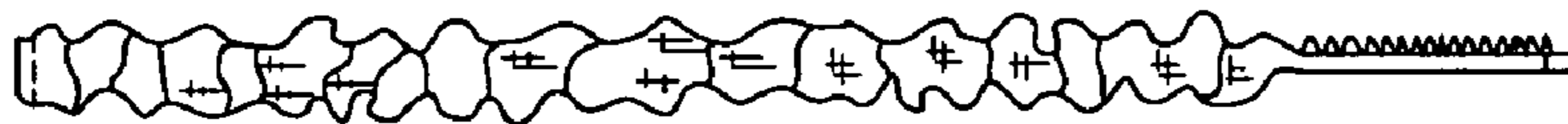


FIG. 5



FIG. 6