

US00D568028S

(12) **United States Design Patent**
Quinn

(10) **Patent No.:** **US D568,028 S**

(45) **Date of Patent:** **** May 6, 2008**

(54) **HOCKEY JERSEY**

(76) Inventor: **William Quinn**, 1350 Mackerel Ave.,
Merritt Island, FL (US) 32952

(**) Term: **14 Years**

(21) Appl. No.: **29/268,097**

(22) Filed: **Oct. 30, 2006**

(51) **LOC (8) Cl.** **02-02**

(52) **U.S. Cl.** **D2/847**

(58) **Field of Classification Search** D2/828,
D2/839-841, 845, 847; 2/84-85, 115-116
See application file for complete search history.

(56) **References Cited**

U.S. PATENT DOCUMENTS

4,817,210	A *	4/1989	Aldridge et al.	2/81
5,054,125	A *	10/1991	Snedeker	2/81
5,189,737	A *	3/1993	Ribicic	2/93
5,884,332	A *	3/1999	Snedeker	2/97
6,341,384	B1 *	1/2002	Hayes	2/458
6,978,480	B2 *	12/2005	Grilliot et al.	2/81
7,117,539	B1 *	10/2006	Baacke	2/102

7,146,646	B2 *	12/2006	Grilliot et al.	2/93
2004/0143883	A1 *	7/2004	Grilliot et al.	2/93
2006/0236442	A1 *	10/2006	Seguin et al.	2/93
2006/0260020	A1 *	11/2006	Seguin et al.	2/93

* cited by examiner

Primary Examiner—Charles A. Rademaker

Assistant Examiner—Anna J Burmeister

(74) *Attorney, Agent, or Firm*—Hayworth, Chaney &
Thomas, PA; Stephen C. Thomas; Robert A. Lynch

(57) **CLAIM**

The ornamental design for a hockey jersey, as shown and described.

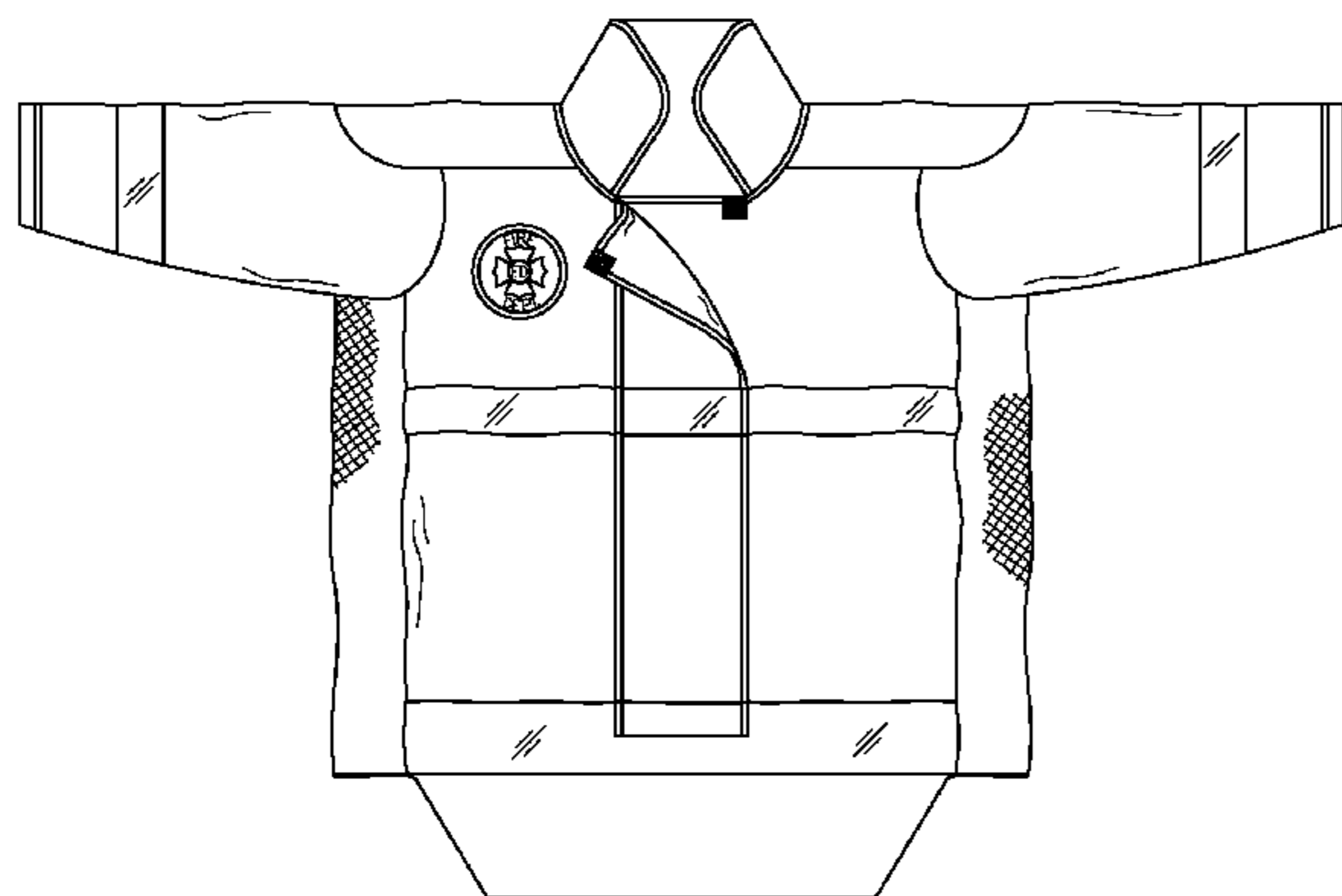
DESCRIPTION

FIG. 1 is a frontal elevational view of a Hockey Jersey, showing my new design; and,

FIG. 2 is a rear elevational view thereof.

The broken line showing of text within the chest patch of FIG. 1 is for illustrative purposes only and forms no part of the claimed design.

1 Claim, 1 Drawing Sheet



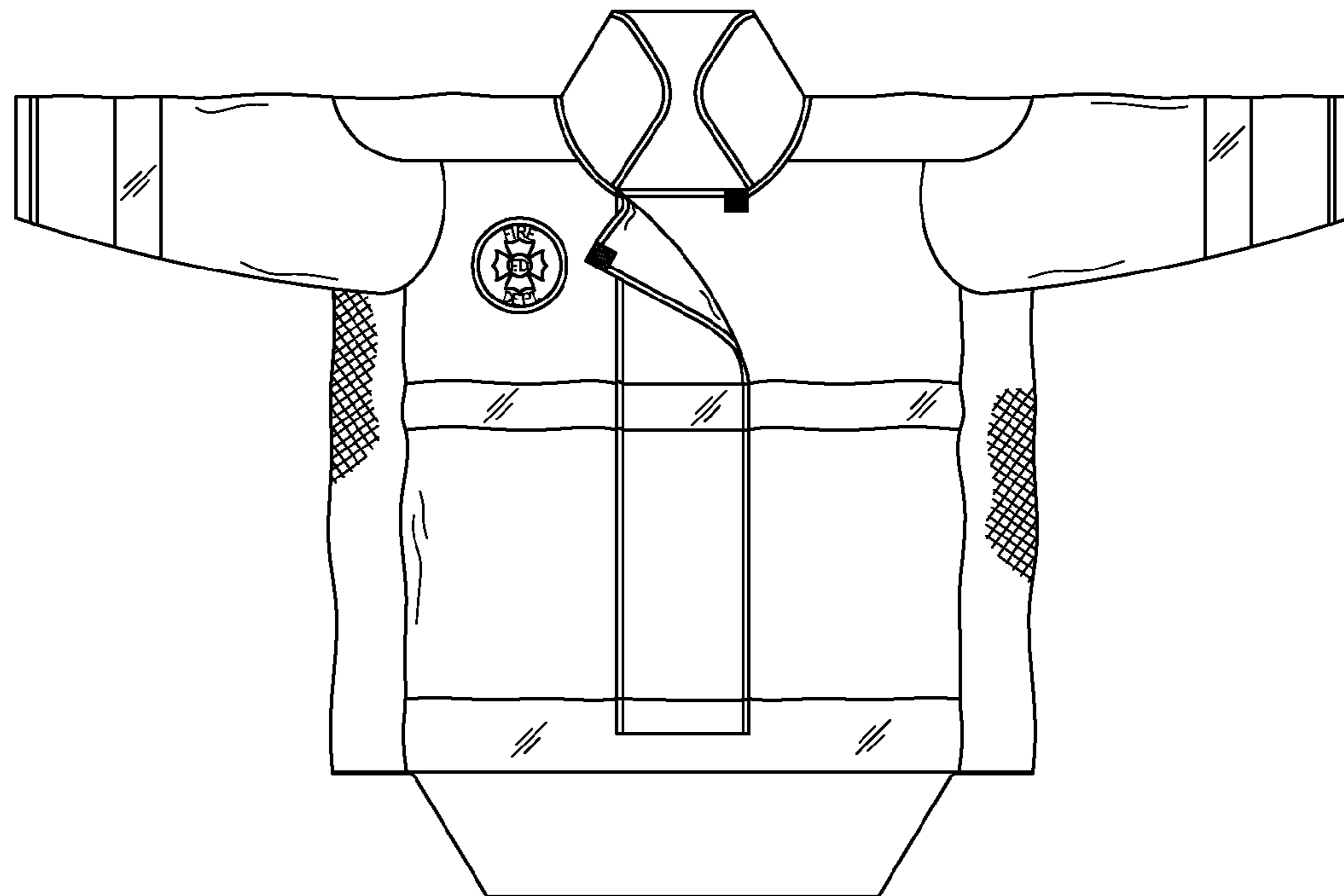


FIG. 1




FIG. 2