



US00D568024S

(12) **United States Design Patent**  
**Al Sanea**

(10) **Patent No.:** **US D568,024 S**

(45) **Date of Patent:** **\*\* Apr. 29, 2008**

(54) **PALLET**

(76) **Inventor:** **Abdullah A. Al Sanea**, P.O. Box  
60290, Dammam 31545 (SA)

(\*\*) **Term:** **14 Years**

(21) **Appl. No.:** **29/285,502**

(22) **Filed:** **Mar. 29, 2007**

(51) **LOC (8) Cl.** ..... **09-08**

(52) **U.S. Cl.** ..... **D34/38**

(58) **Field of Classification Search** ..... D34/38;  
108/51.11, 53.1, 53.3; 206/599; 248/346  
See application file for complete search history.

(56) **References Cited**

**U.S. PATENT DOCUMENTS**

4,413,737	A *	11/1983	Wind	.....	206/599
RE32,344	E *	2/1987	Wind	.....	206/599
D417,765	S *	12/1999	Morello	.....	D34/38
D472,360	S *	3/2003	Medoff et al.	.....	D34/38
D513,104	S *	12/2005	Harding et al.	.....	D34/38
D554,825	S *	11/2007	Lux, Jr. et al.	.....	D34/38
2002/0069795	A1 *	6/2002	Schutz	.....	108/51.11

\* cited by examiner

*Primary Examiner*—Cynthia E Ramirez

(74) *Attorney, Agent, or Firm*—Clayton, Howarth &  
Cannon, P.C.

(57) **CLAIM**

I claim the ornamental design for a pallet, as shown and described.

**DESCRIPTION**

FIG. 1 is an illustrative perspective view of a pallet showing my new design;

FIG. 2 is a top plan view thereof;

FIG. 3 is a bottom plan view thereof; and

FIG. 4 is an isolated perspective view of the pallet;


FIG. 5 is a front view thereof;

FIG. 6 is a rear view thereof;

FIG. 7 is a right side view thereof; and,

FIG. 8 is a left side view thereof.

**1 Claim, 4 Drawing Sheets**





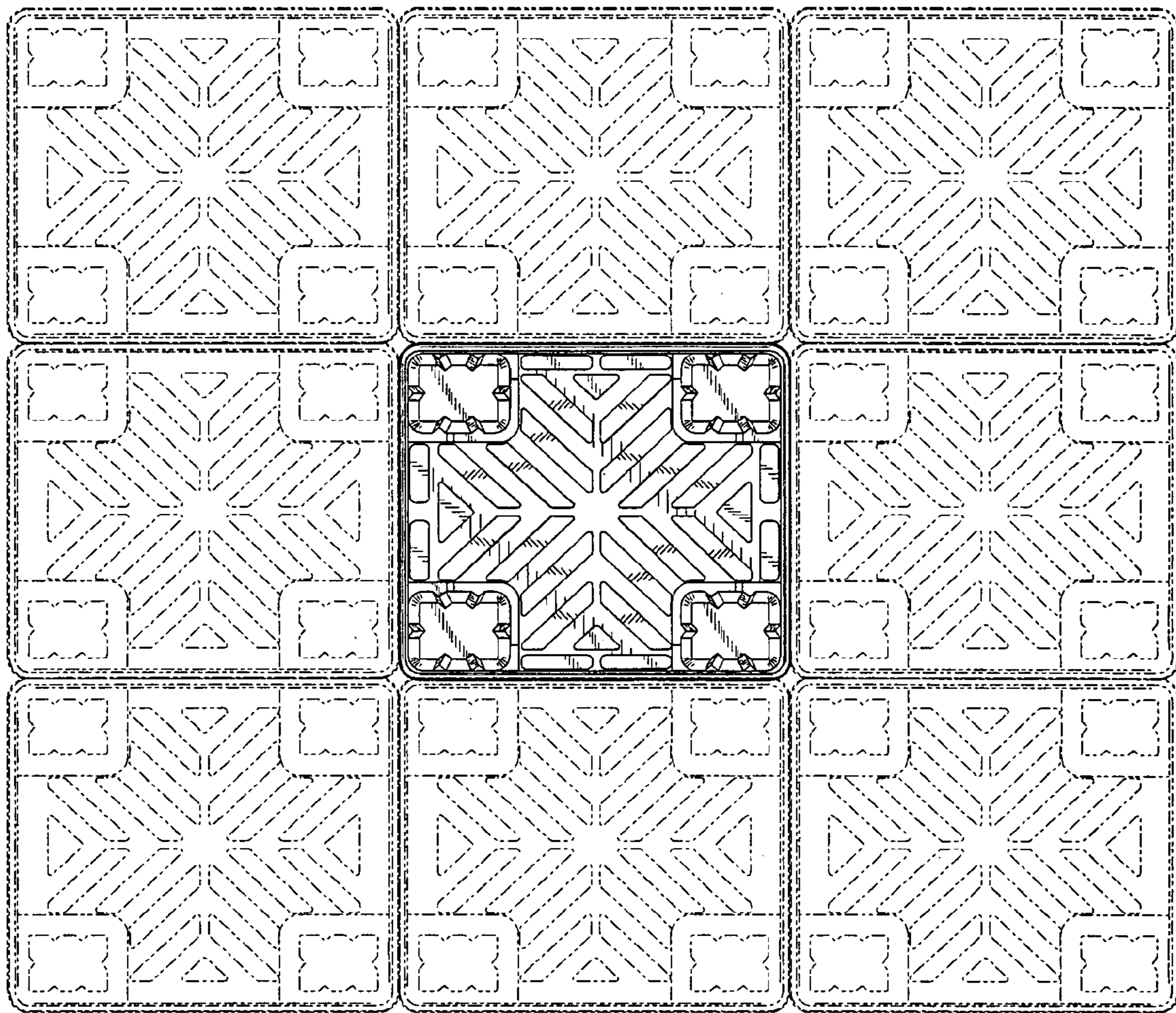


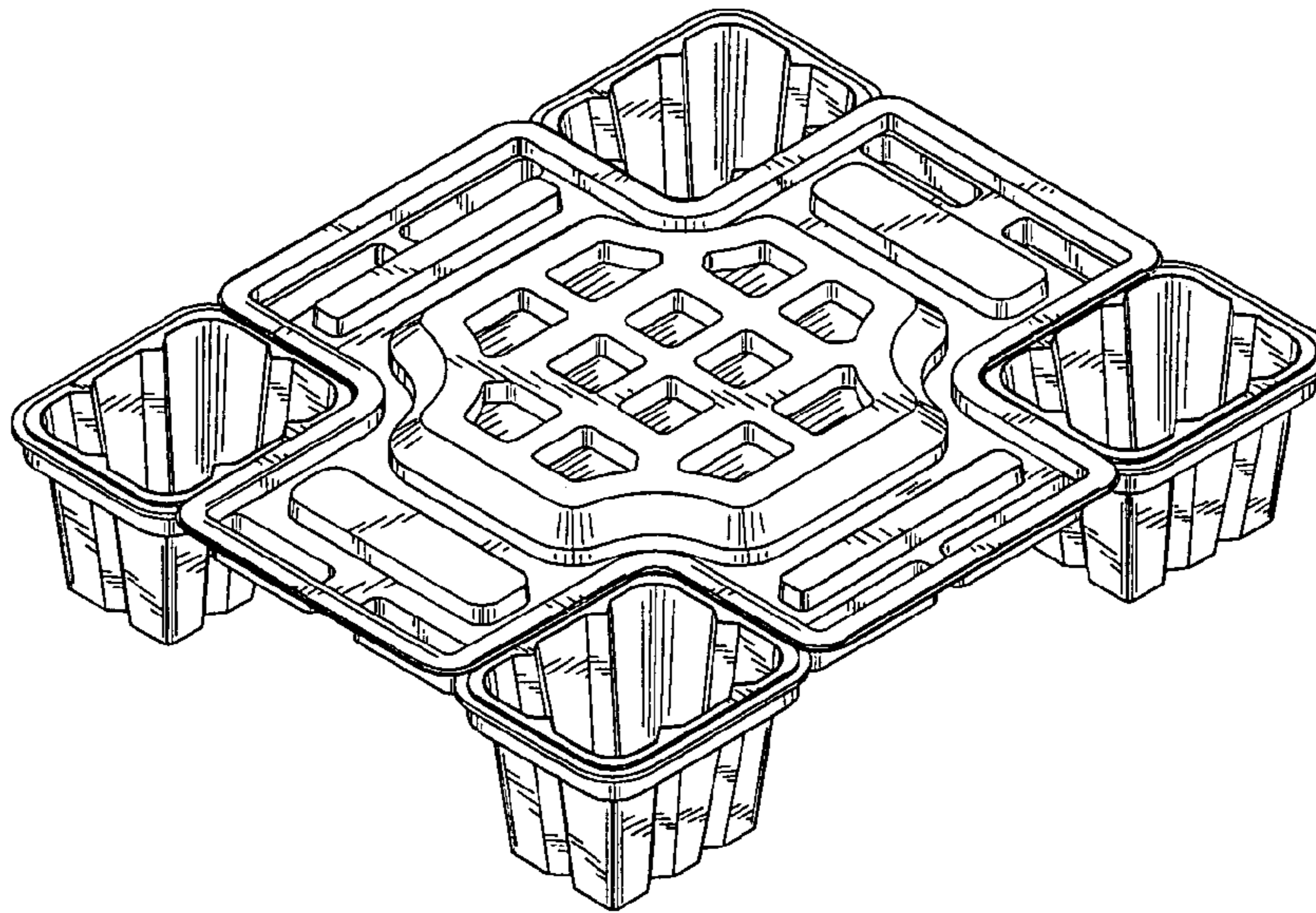
FIG. 1



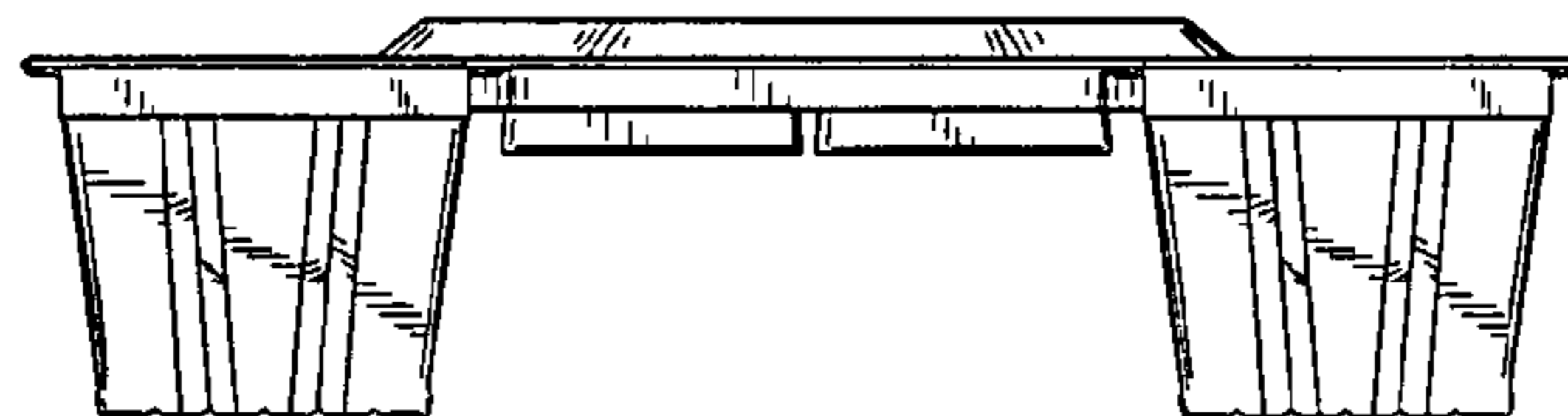
**FIG. 2**



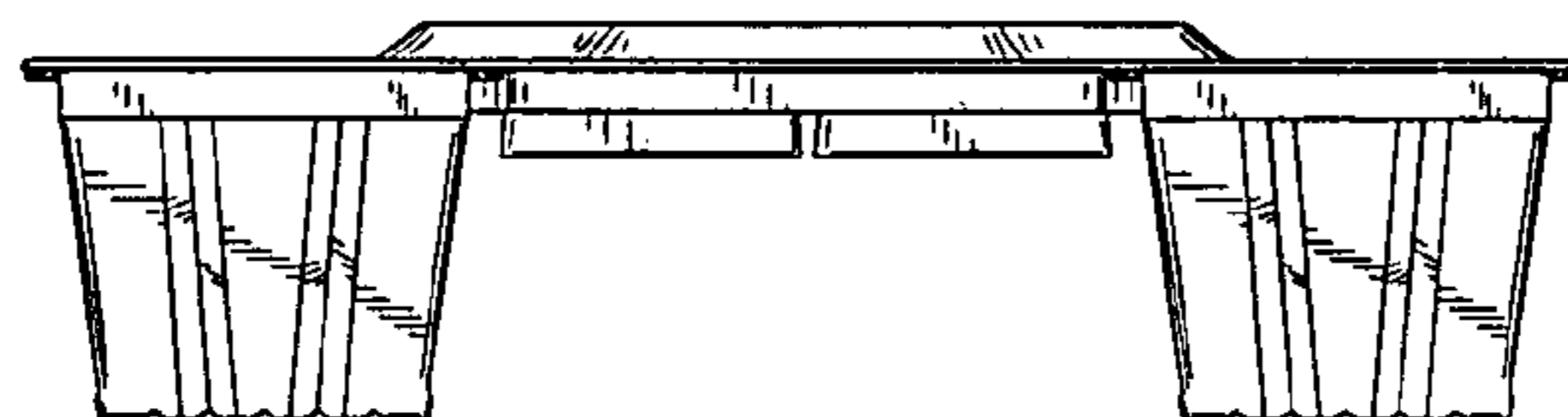
**FIG. 3**




**FIG. 4**




**FIG. 5**



**FIG. 6**



**FIG. 7**



**FIG. 8**