



US00D567989S

(12) **United States Design Patent**  
**Goetz-Schaefer**

(10) **Patent No.:** **US D567,989 S**

(45) **Date of Patent:** **\*\* Apr. 29, 2008**

(54) **CEILING LIGHT**

(75) **Inventor:** **Katharina Goetz-Schaefer**, Bad Salzuflen (DE)

(73) **Assignee:** **Zumtobel Lighting GmbH & Co. KG**, Lemgo (DE)

(\*\*) **Term:** **14 Years**

(21) **Appl. No.:** **29/279,852**

(22) **Filed:** **May 9, 2007**

(30) **Foreign Application Priority Data**

Nov. 10, 2006 (EM) ..... 000622832

(51) **LOC (8) Cl.** ..... **26-03**

(52) **U.S. Cl.** ..... **D26/89**

(58) **Field of Classification Search** ..... D26/59, D26/72, 85, 88, 89, 128; D23/377, 379, D23/411; 362/147, 150, 361, 363, 404  
See application file for complete search history.

(56) **References Cited**

**U.S. PATENT DOCUMENTS**

D221,351 S \* 8/1971 Remington ..... D26/86

D499,505 S \* 12/2004 Benensohn ..... D26/89  
D514,732 S \* 2/2006 Benensohn ..... D26/89  
D547,484 S \* 7/2007 Guercio ..... D26/89  
D551,382 S \* 9/2007 Curtin ..... D26/89

\* cited by examiner

*Primary Examiner*—Clare E Heflin

(74) *Attorney, Agent, or Firm*—Marshall, Gerstein & Borun LLP

(57) **CLAIM**

The ornamental design for a ceiling light, as shown.

**DESCRIPTION**

FIG. 1 is a front view of a ceiling light that has the design.

FIG. 2 is one side view of the light.


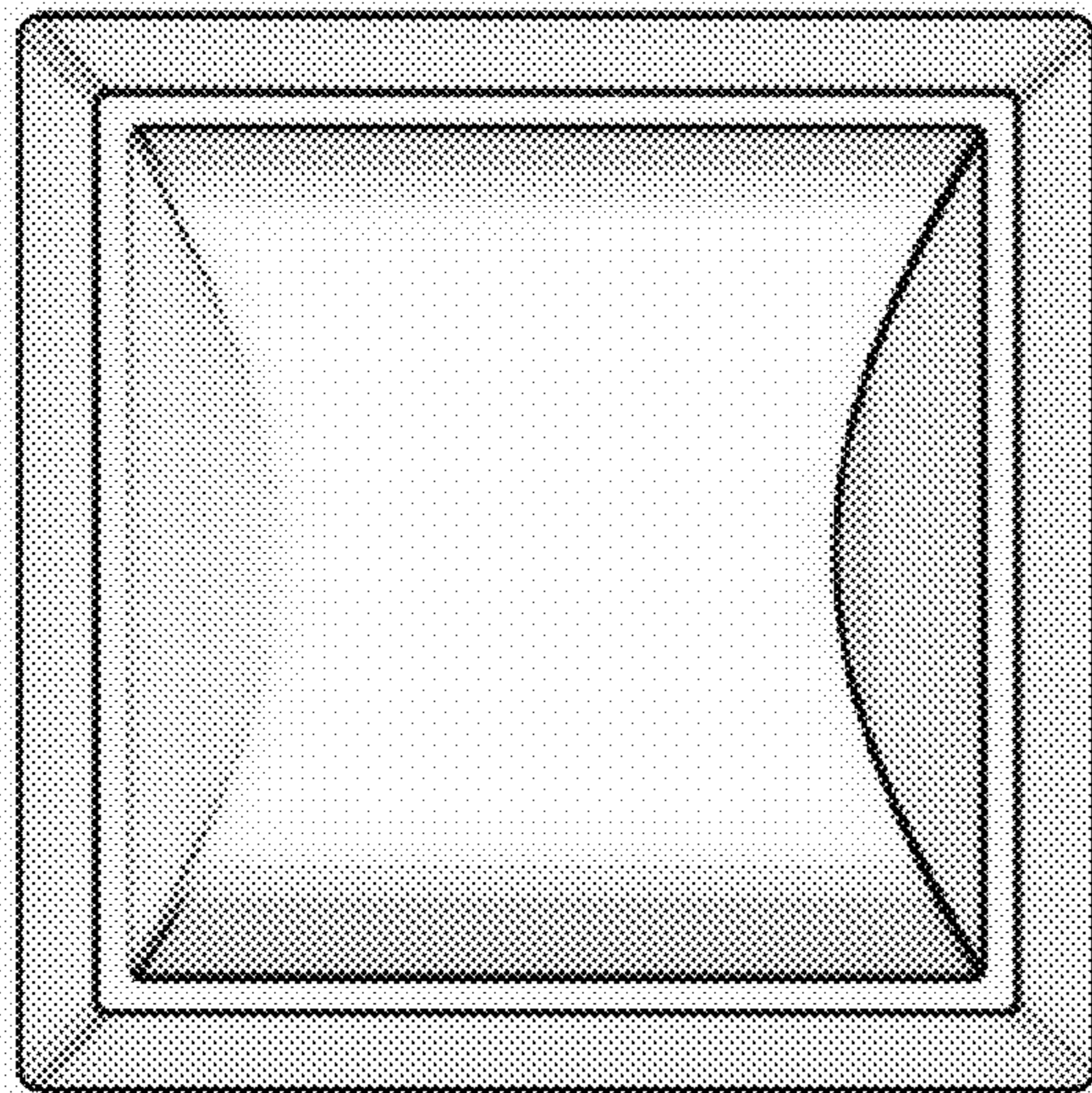
FIG. 3 is a back view of the light.

FIG. 4 is a side view taken at a right angle to the view of FIG. 2.

FIG. 5 is a perspective view; and,

FIG. 6 is a perspective view from a different angle.

**1 Claim, 2 Drawing Sheets**



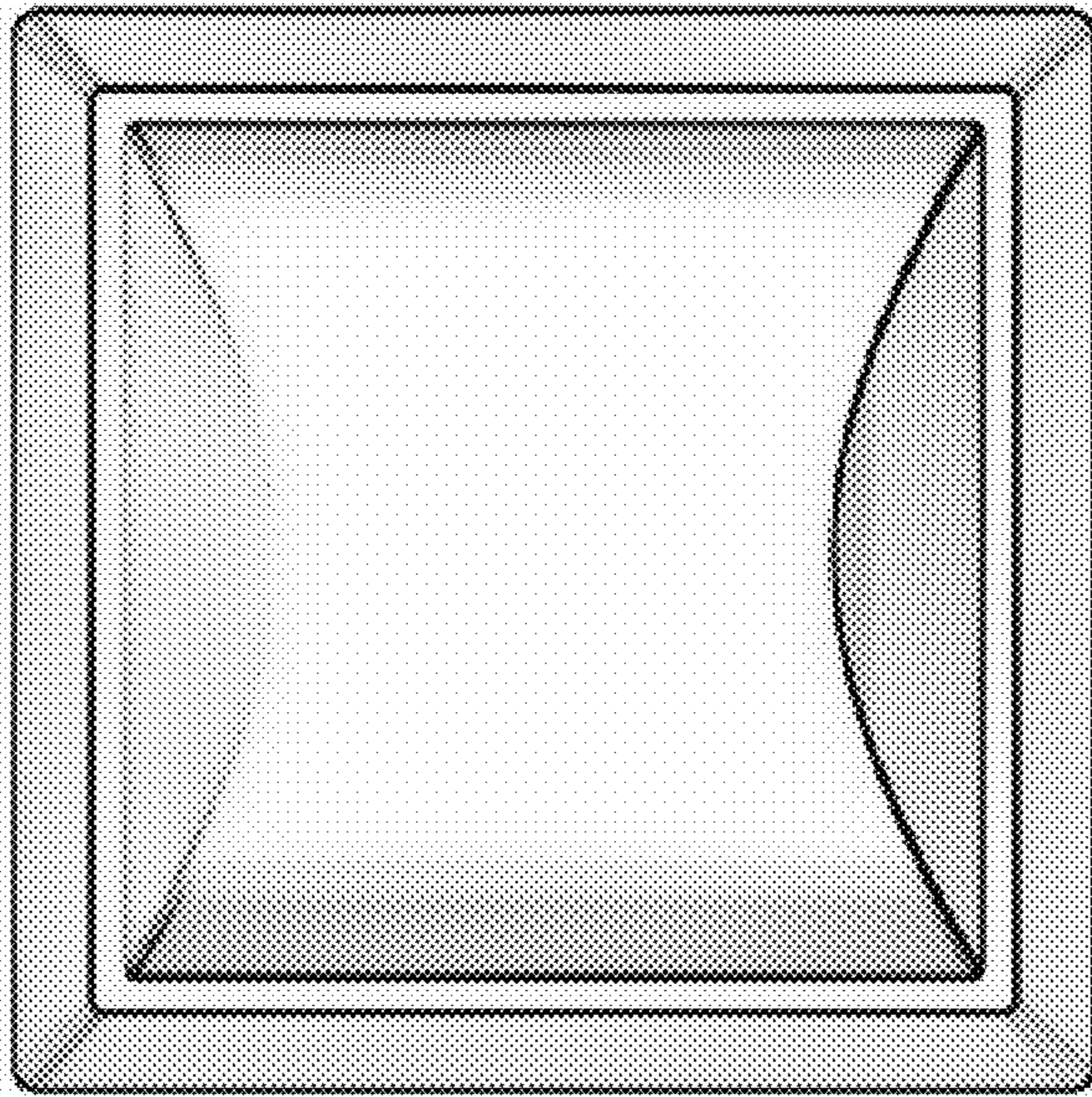


Fig. 1




Fig. 4



Fig. 2

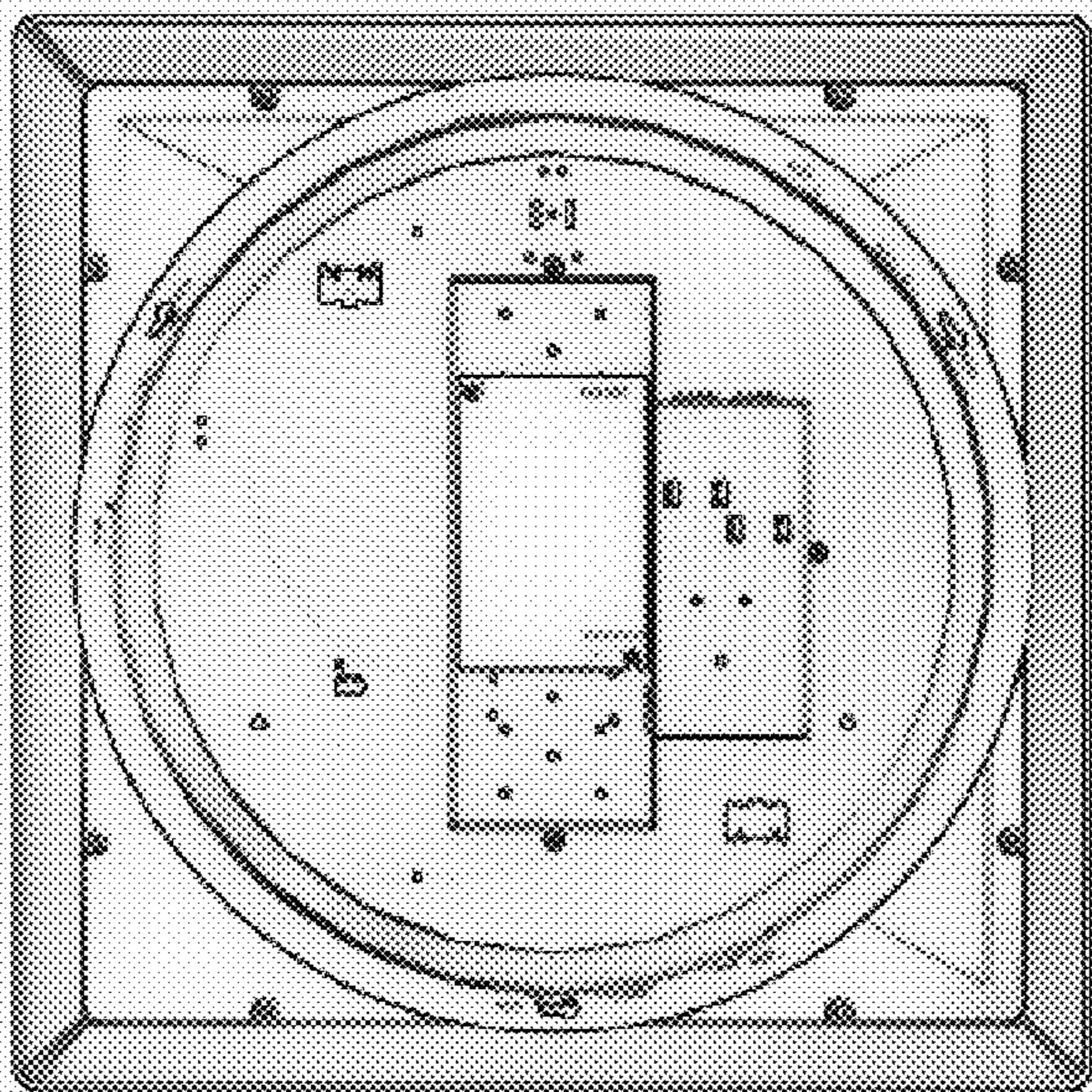


Fig. 3




Fig. 5




Fig. 6