



US00D567978S

(12) **United States Design Patent**  
**Jianwei**

(10) **Patent No.:** **US D567,978 S**

(45) **Date of Patent:** **\*\* Apr. 29, 2008**

(54) **HAND LIGHT**

D556,926 S \* 12/2007 Thirouin ..... D26/37

(75) Inventor: **Sun Jianwei**, Shanghai (CN)

\* cited by examiner

(73) Assignee: **American Electric Cord, Inc.**,  
Shanghai (CN)

*Primary Examiner*—Marcus A. Jackson  
(74) *Attorney, Agent, or Firm*—Stephen M. Nipper; Dykas,  
Shaver & Nipper, LLP

(\*\*) Term: **14 Years**

(57) **CLAIM**

(21) Appl. No.: **29/295,386**

I claim. The ornamental design for a hand light, as shown  
and described.

(22) Filed: **Sep. 27, 2007**

(51) **LOC (8) Cl.** ..... **26-02**

(52) **U.S. Cl.** ..... **D26/42**

(58) **Field of Classification Search** ..... D26/37-50;  
362/157, 158, 171-174, 183-208

See application file for complete search history.

**DESCRIPTION**

(56) **References Cited**

**U.S. PATENT DOCUMENTS**

- D335,756 S \* 5/1993 Gaynor ..... D26/42
- D393,915 S \* 4/1998 Yuen ..... D26/42
- D409,776 S \* 5/1999 Ghode et al. .... D26/42
- D505,217 S \* 5/2005 Bayat et al. .... D26/42
- D538,456 S \* 3/2007 Trigiani et al. .... D26/42

FIG. 1 is a perspective representational view of the hand  
light;

FIG. 2 is a top plan view, of the hand light;

FIG. 3 is a first side view of the hand light;

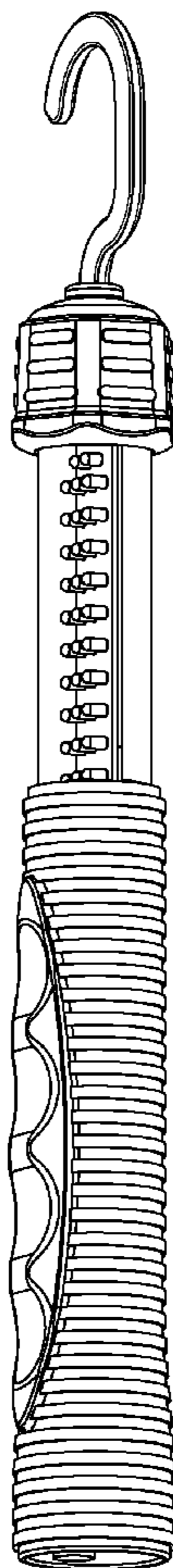
FIG. 4 is a bottom plan view of the hand light;

FIG. 5 is a second side view of the hand light;

FIG. 6 is a first end view of the hand light; and,

FIG. 7 is a second end view of the hand light.

**1 Claim, 2 Drawing Sheets**



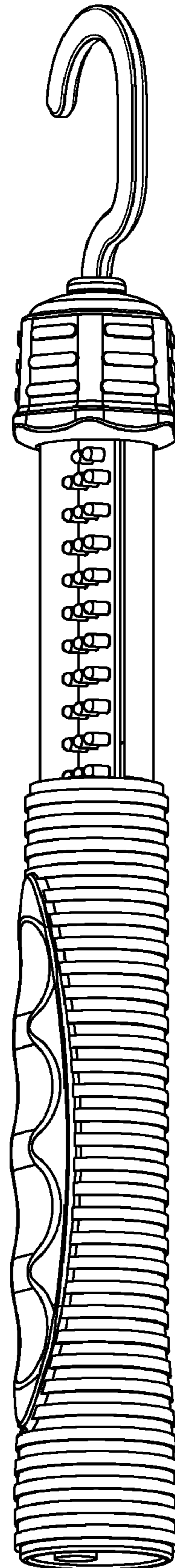


FIG. 1

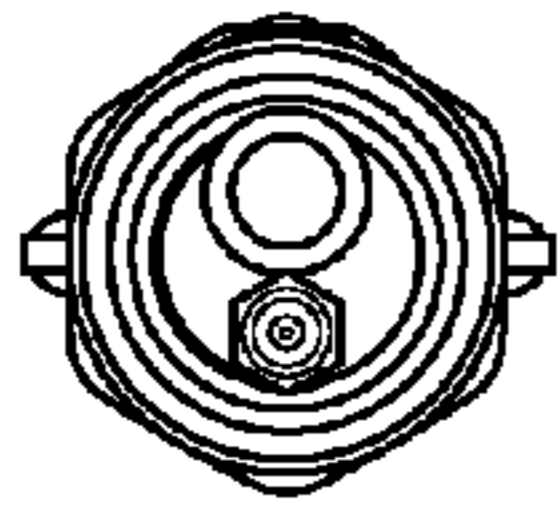


FIG. 7

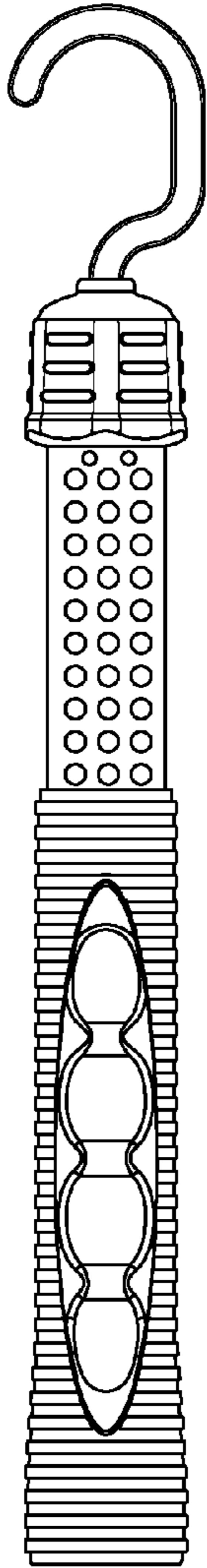


FIG. 2

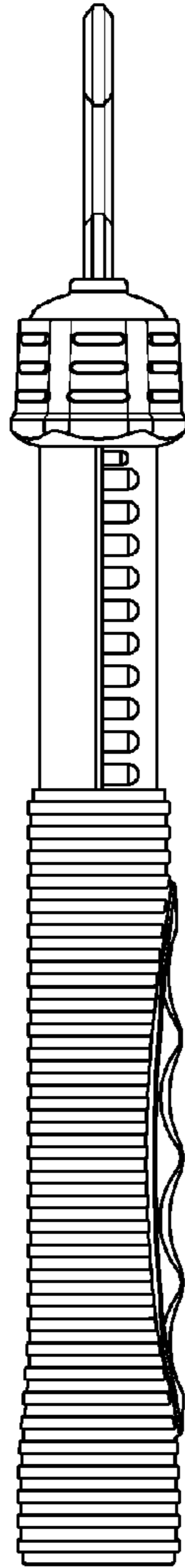


FIG. 3

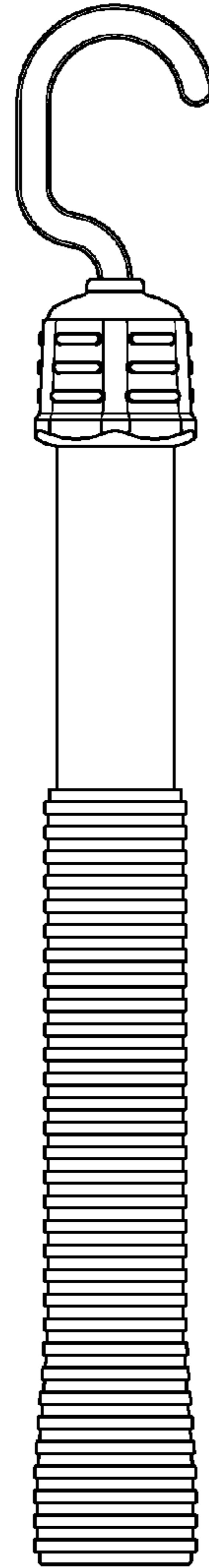


FIG. 4

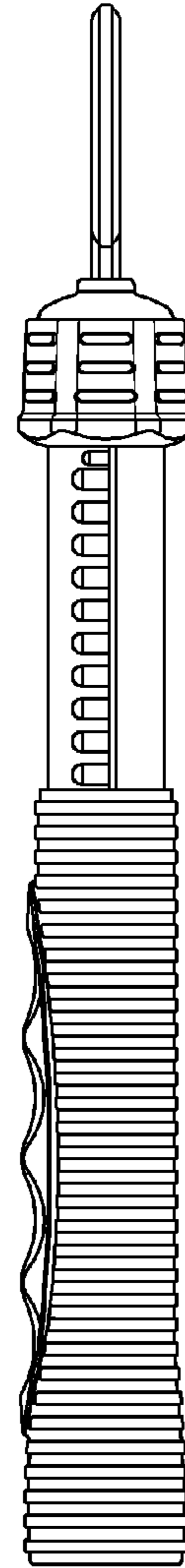


FIG. 5

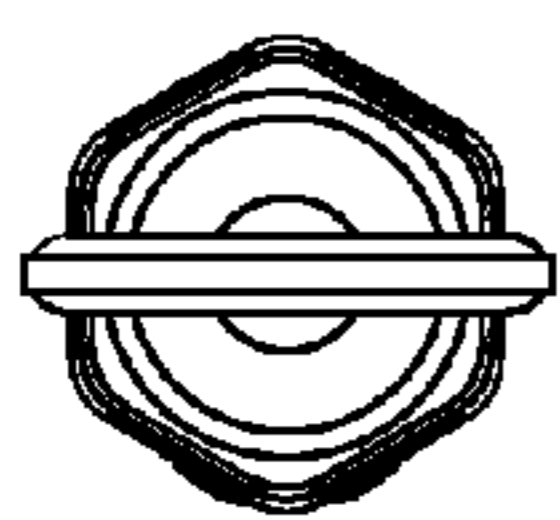


FIG. 6