

US00D567953S

(12) **United States Design Patent**
Fink

(10) **Patent No.:** **US D567,953 S**

(45) **Date of Patent:** **** *Apr. 29, 2008**

(54) **BACK THERAPY DEVICE**

(76) Inventor: **Thomas Andrew Fink**, 3136 Indian
Ripple Rd., Dayton, OH (US) 45440

(*) Notice: This patent is subject to a terminal dis-
claimer.

(**) Term: **14 Years**

(21) Appl. No.: **29/258,477**

(22) Filed: **Apr. 22, 2006**

(51) **LOC (8) Cl.** **24-04**

(52) **U.S. Cl.** **D24/200**

(58) **Field of Classification Search** D24/200,
D24/211-215, 231; 601/15, 19, 122, 121,
601/63, 128, 131, 134-138, 119, 112, 27,
601/28, 32; 602/27; 606/240; D30/158,
D30/160; 119/707-711; D6/581; 128/845;
5/643; D21/191, 198, 204, 205; 220/4.07,
220/4.24, 4.27, 666

See application file for complete search history.

(56) **References Cited**

U.S. PATENT DOCUMENTS

2,221,785	A	11/1940	Douglas	
3,616,794	A	11/1971	Gromala	
D224,946	S *	10/1972	Ramel	D24/211
3,705,579	A	12/1972	Morini et al.	
3,750,654	A	8/1973	Shui	
D264,625	S	5/1982	Shiu	
4,785,800	A	11/1988	Stilson	
4,945,900	A	8/1990	Masuda	
D322,321	S *	12/1991	Sue	D24/214
D340,487	S *	10/1993	Traub	D21/172
D344,161	S *	2/1994	Markham	D30/160

D349,786	S *	8/1994	Markham	D30/160
D357,322	S *	4/1995	Matthews	D24/211
D381,083	S *	7/1997	Ratajac	D24/211
6,034,325	A *	3/2000	Nattel et al.	174/59
6,129,687	A	10/2000	Powell et al.	
6,204,584	B1 *	3/2001	Muszynski	310/156.08
6,419,650	B1 *	7/2002	Ryan et al.	601/122
D492,791	S	7/2004	Alexander	
6,793,636	B1 *	9/2004	Pepera	601/15
D512,150	S *	11/2005	Iddan et al.	D24/186

OTHER PUBLICATIONS

U.S. Appl. No. 11/323,492, filed Dec. 31, 2005.
U.S. Appl. No. 29/240,769, filed Oct. 18, 2005.
U.S. Appl. No. 29/257,807, filed Apr. 11, 2006.
U.S. Appl. No. 29/258,557, filed Apr. 24, 2006.
U.S. Appl. No. 29/258,716, filed Apr. 26, 2006.

* cited by examiner

Primary Examiner—Charles A. Rademaker
Assistant Examiner—Melanie Levy

(57) **CLAIM**

I claim the ornamental design for a back therapy device, as
shown and described.

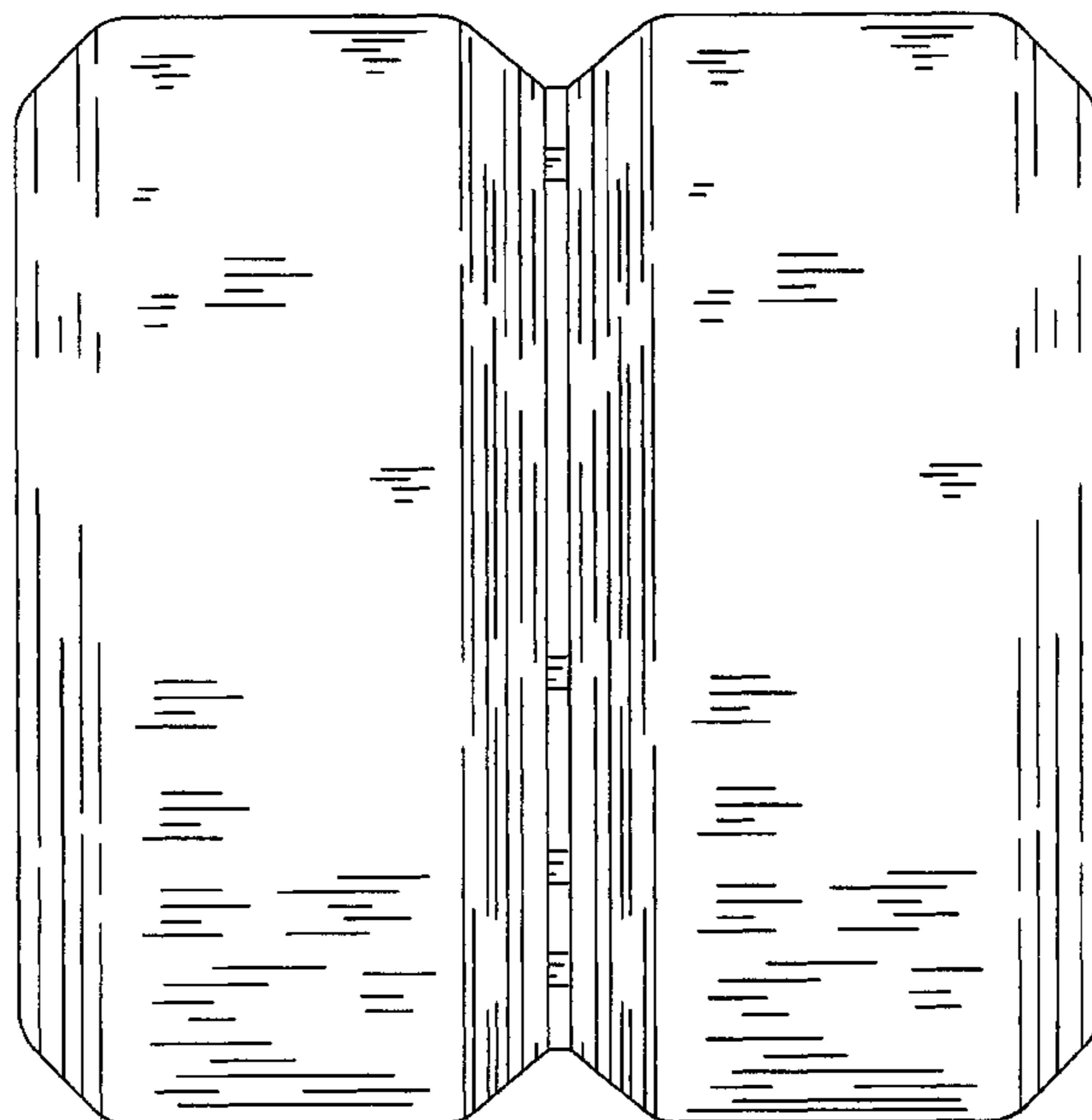
DESCRIPTION

FIG. 1 is a front elevation view of a back therapy device
embodying the present invention, the rear elevation view,
the top elevation view, and the bottom elevation view being
identical thereto;

FIG. 2 is an elevation view of one side of the back therapy
device, the opposite side elevation view being identical
thereto; and,

FIG. 3 is a perspective view of the back therapy device.

1 Claim, 3 Drawing Sheets



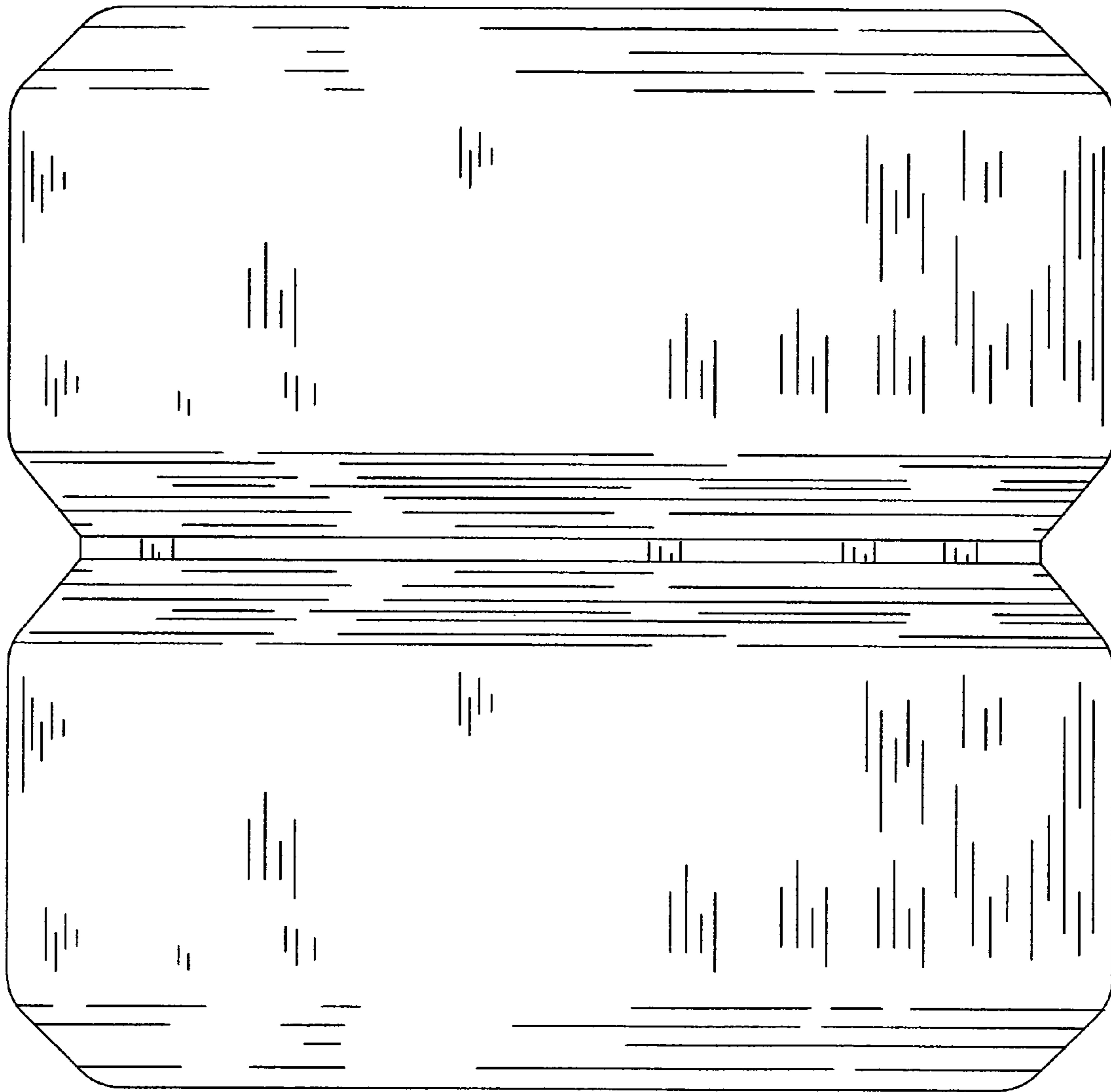


Fig. 1

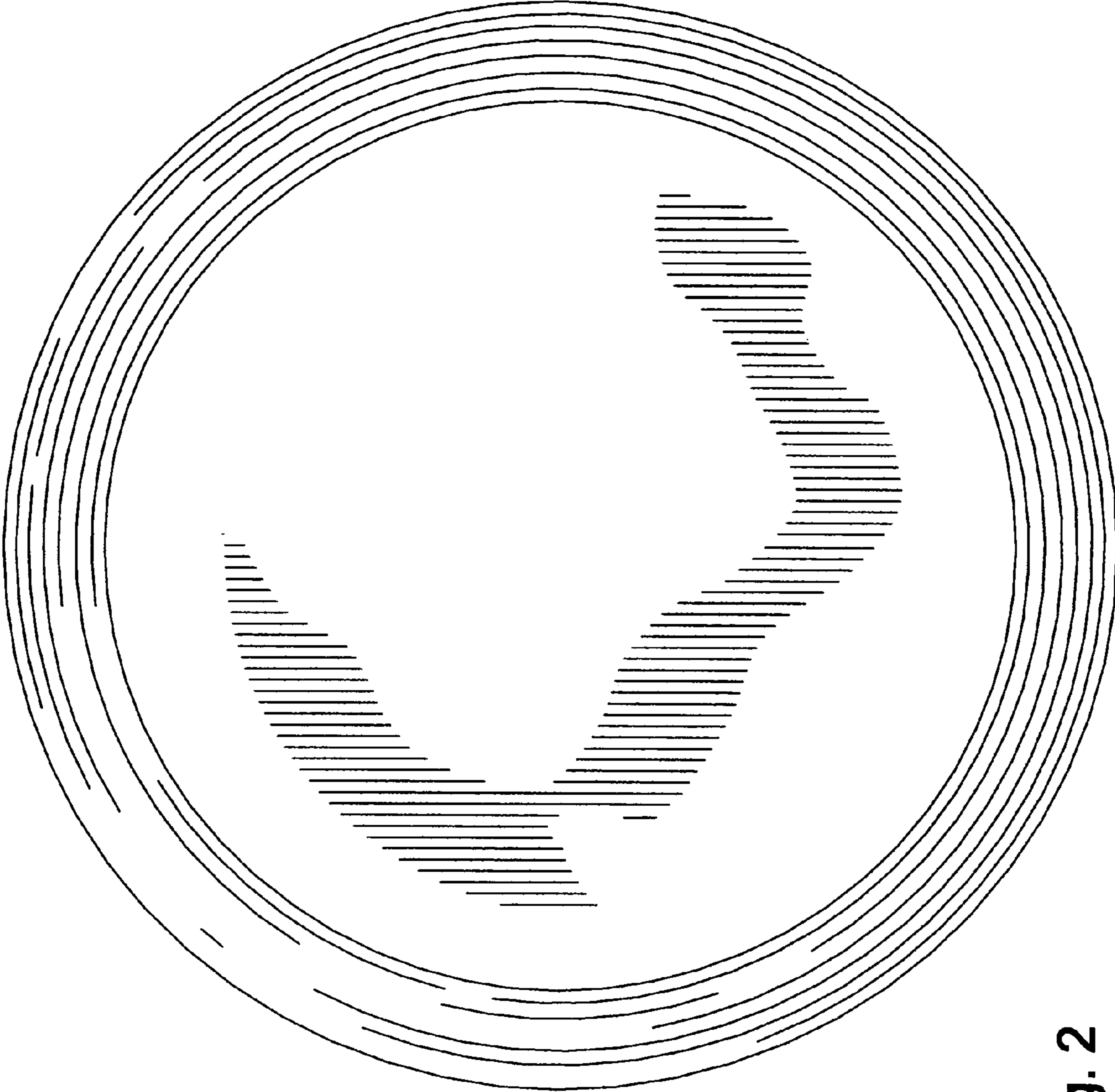


Fig. 2

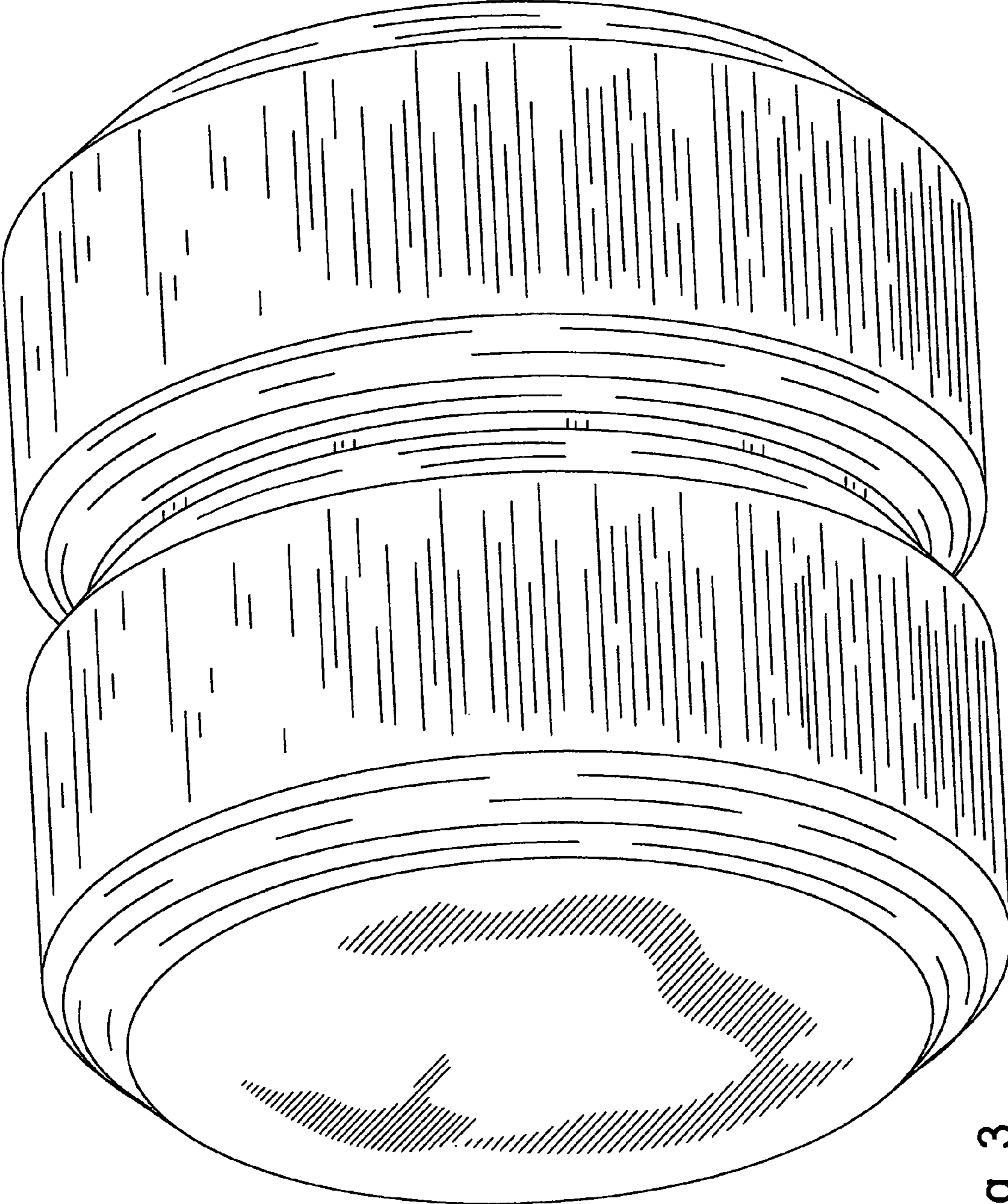


Fig. 3