

US00D567951S

(12) **United States Design Patent**  
**Fink**

(10) **Patent No.:** **US D567,951 S**

(45) **Date of Patent:** **\*\* \*Apr. 29, 2008**

(54) **BACK THERAPY DEVICE**

(76) Inventor: **Thomas Andrew Fink**, 3136 Indian  
Ripple Rd., Dayton, OH (US) 45440

(\*) Notice: This patent is subject to a terminal disclaimer.

(\*\*) Term: **14 Years**

(21) Appl. No.: **29/240,769**

(22) Filed: **Oct. 18, 2005**

(51) **LOC (8) Cl.** ..... **24-04**

(52) **U.S. Cl.** ..... **D24/200**

(58) **Field of Classification Search** ..... D24/200,  
D24/211-215, 231; 601/15, 19, 122, 121,  
601/63, 128, 131, 134-138, 119, 112, 27,  
601/28, 32; 602/27; 606/240; D30/158,  
D30/160; 119/707-711; D6/581; 128/845;  
5/643; D21/191, 198, 204, 205; 220/4.07,  
220/4.24, 4.27, 666

See application file for complete search history.

(56) **References Cited**

**U.S. PATENT DOCUMENTS**

2,221,785	A	11/1940	Douglas	
3,616,794	A	11/1971	Gromala	
D224,946	S *	10/1972	Ramel	D24/211
3,705,579	A	12/1972	Morini et al.	
3,750,654	A	8/1973	Shui	
D264,625	S	5/1982	Shui	
4,785,800	A	11/1988	Stilson	
4,945,900	A	8/1990	Masuda	
D322,321	S *	12/1991	Sue	D24/214
D340,487	S *	10/1993	Traub	D21/712
D344,161	S *	2/1994	Markham	D30/160

D349,786	S *	8/1994	Markham	D30/160
D357,322	S *	4/1995	Matthews	D24/211
D381,083	S *	7/1997	Ratajac	D24/211
6,034,325	A *	3/2000	Nattel et al.	174/59
6,129,687	A	10/2000	Powell et al.	
6,204,584	B1 *	3/2001	Muszynski	310/156.08
6,419,650	B1 *	7/2002	Ryan et al.	601/122
D492,791	S	7/2004	Alexander	
6,793,636	B1 *	9/2004	Pepera	601/15
D512,150	S *	11/2005	Iddan et al.	D24/186

**OTHER PUBLICATIONS**

U.S. Appl. No. 11/323,492, filed Dec. 31, 2005.  
U.S. Appl. No. 29/257,807, filed Apr. 11, 2006.  
U.S. Appl. No. 29/258,477, filed Apr. 22, 2006.  
U.S. Appl. No. 29/258,557, filed Apr. 24, 2006.  
U.S. Appl. No. 29/258,716, filed Apr. 26, 2006.

\* cited by examiner

*Primary Examiner*—Charles A. Rademaker  
*Assistant Examiner*—Melanie Levy

(57) **CLAIM**

I claim the ornamental design for a back therapy device, as shown and described.

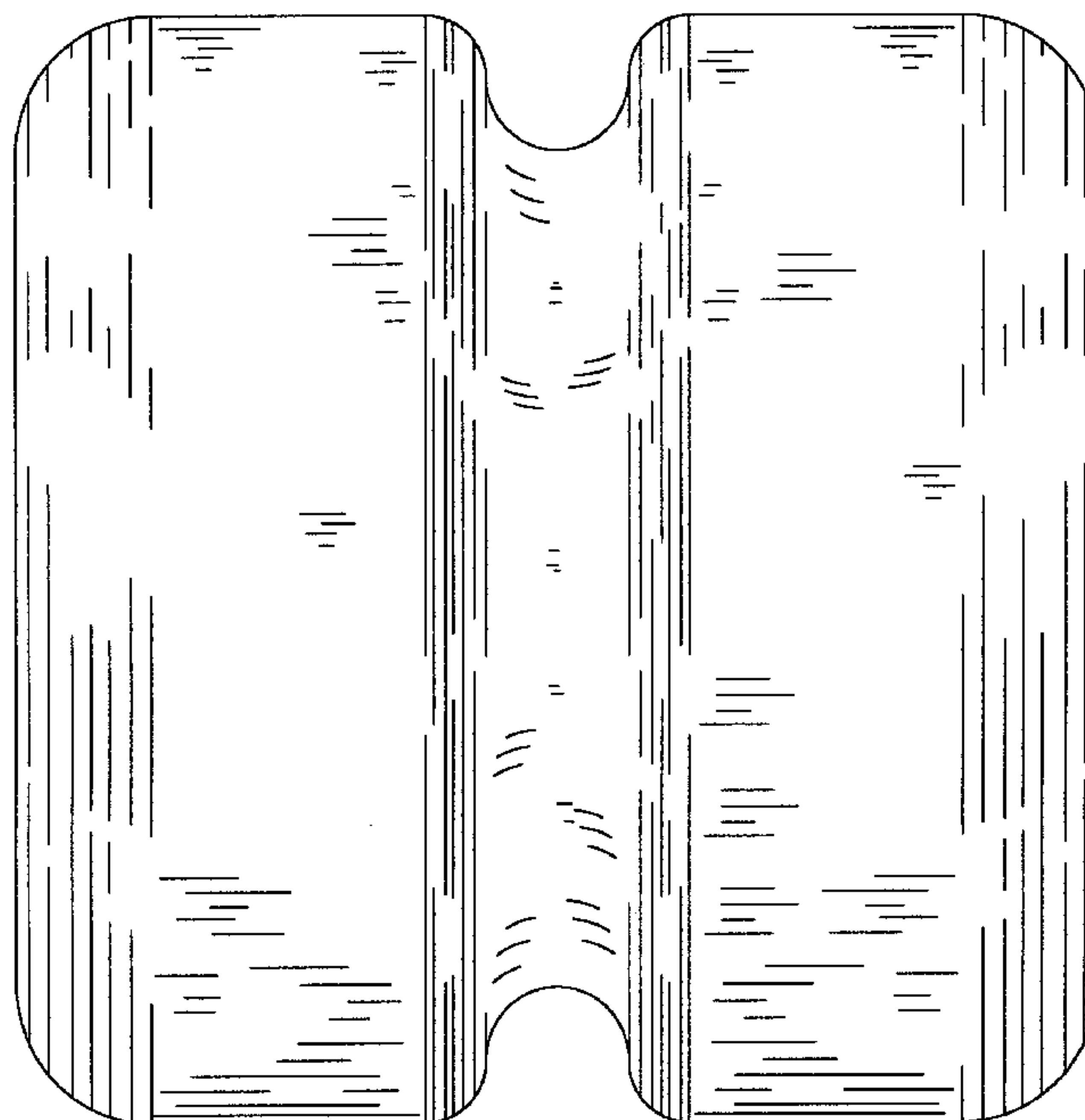
**DESCRIPTION**

FIG. 1 is a front elevation view of a back therapy device embodying the present invention, the rear elevation view, the top elevation view, and the bottom elevation view being identical thereto;

FIG. 2 is an elevation view of one side of the back therapy device, the opposite side elevation view being identical thereto; and,

FIG. 3 is a perspective view of the back therapy device.

**1 Claim, 3 Drawing Sheets**



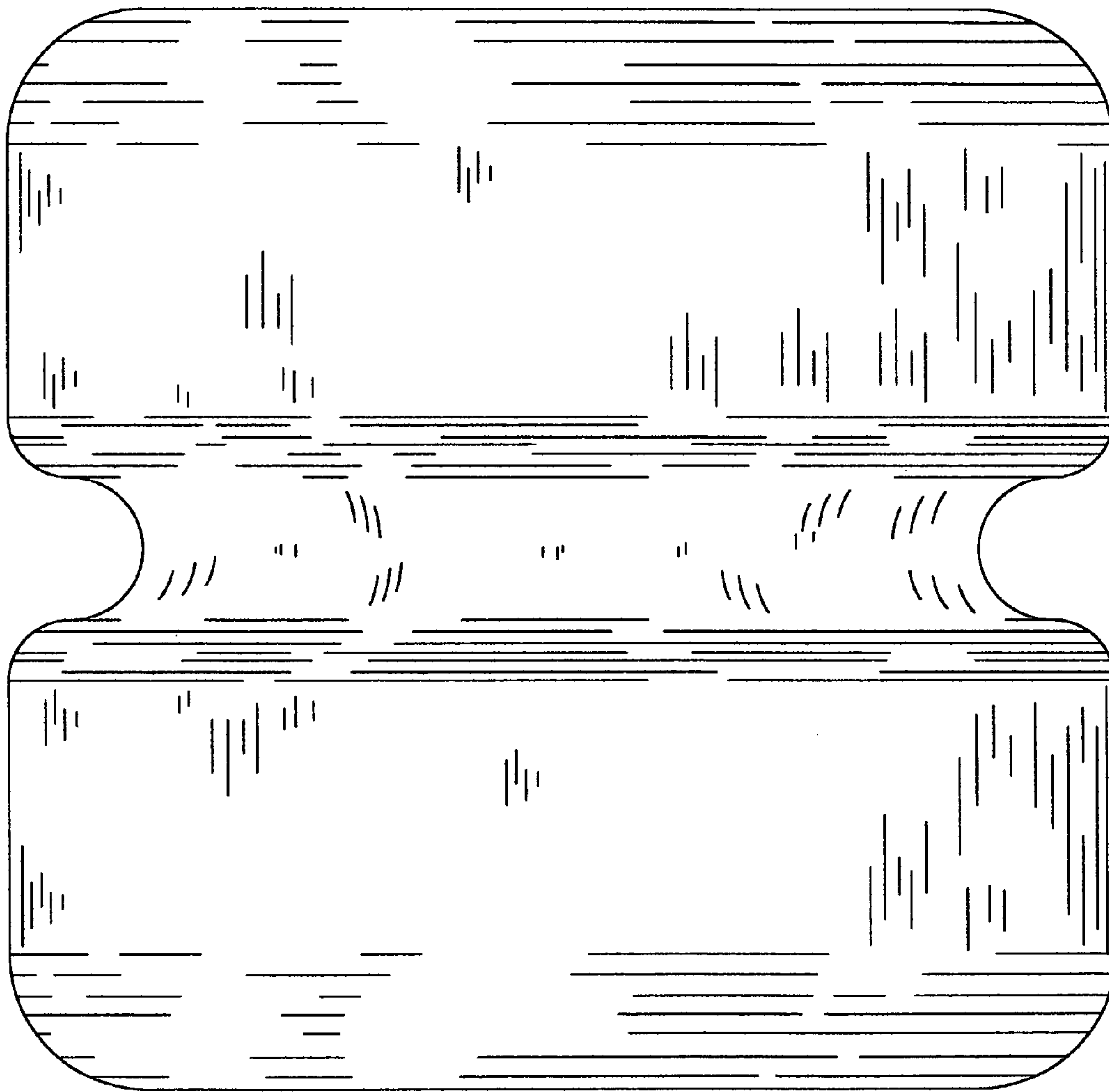


Fig. 1




Fig. 2



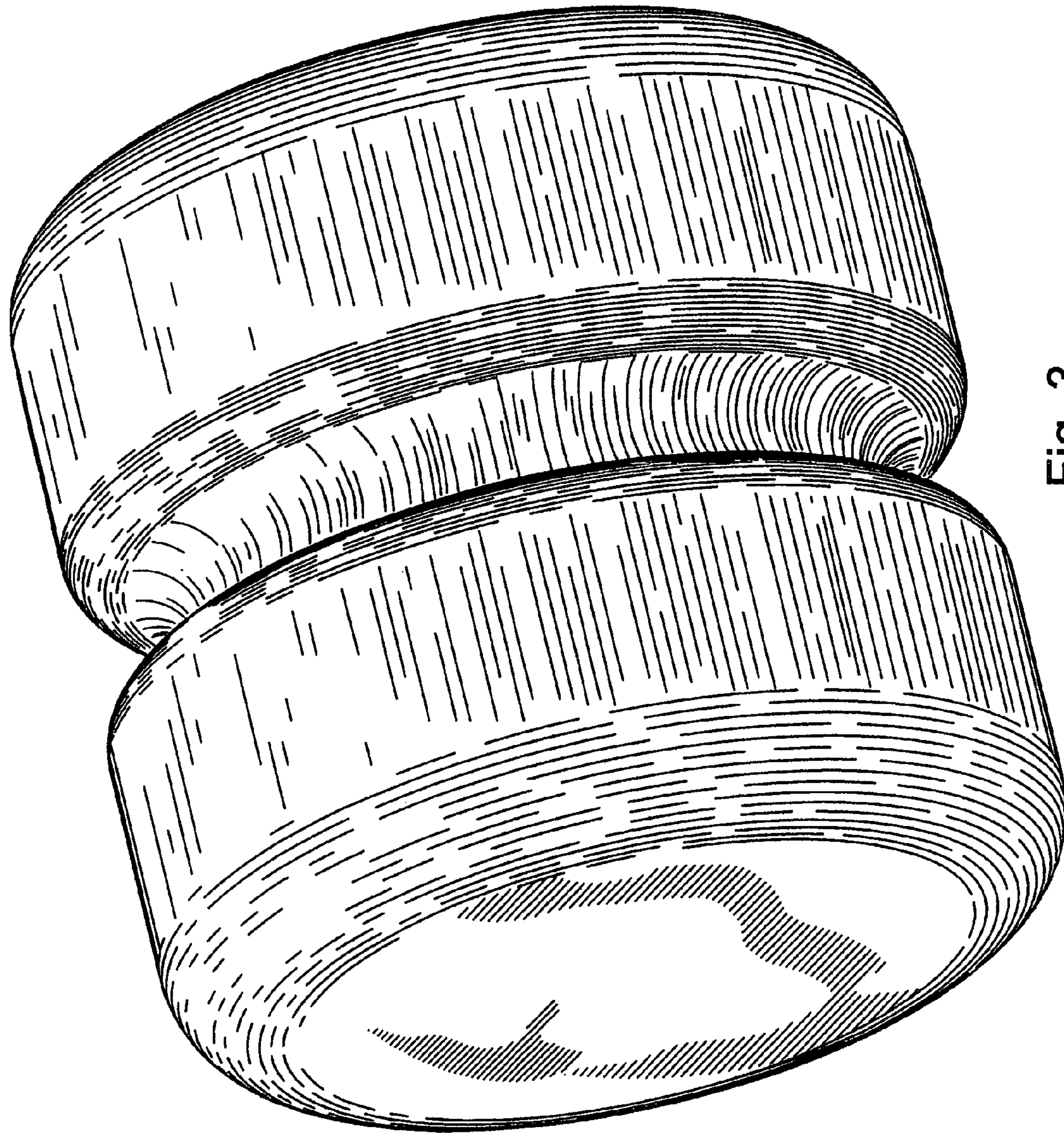


Fig. 3