



US00D567950S

(12) **United States Design Patent**
Savage, Jr.

(10) **Patent No.:** **US D567,950 S**

(45) **Date of Patent:** **** Apr. 29, 2008**

(54) **WIRELESS MONITOR**

(76) Inventor: **James E. Savage, Jr.**, 137-24 219th St.,
Laurelton, NY (US) 11413

(**) Term: **14 Years**

(21) Appl. No.: **29/243,326**

(22) Filed: **Nov. 21, 2005**

(51) **LOC (8) Cl.** **24-01**

(52) **U.S. Cl.** **D24/186**

(58) **Field of Classification Search** D24/185-186;
D10/40, 104, 106, 108; D13/158, 164, 165,
D13/168, 170, 177; 340/573.4, 555-556,
340/600; 250/353, 349, 342, 370
See application file for complete search history.

(56) **References Cited**

U.S. PATENT DOCUMENTS

D309,890 S *	8/1990	Cheng	D13/168
D310,814 S *	9/1990	Rosenbaum et al.	D13/158
D399,495 S *	10/1998	Bachschmid	D13/177
6,049,281 A *	4/2000	Osterweil	340/573.4
D430,114 S *	8/2000	Bachschmid et al.	D13/177

D435,523 S *	12/2000	Ciornei et al.	D13/164
D445,406 S *	7/2001	Ciornei et al.	D13/164
D455,406 S *	4/2002	Pinchuk	D13/165
D500,686 S *	1/2005	Stekelenburg	D10/40
D500,687 S *	1/2005	Morrison et al.	D10/40
D535,204 S *	1/2007	Bender et al.	D10/104

* cited by examiner

Primary Examiner—Robert A. Delehanty
Assistant Examiner—Mark Cavanna


(57) **CLAIM**

I claim, the ornamental design for the wireless monitor, as shown.

DESCRIPTION

FIG. 1 is a front view of the wireless monitor;
FIG. 2 is a back view of the wireless monitor;
FIG. 3 is a left side view of the wireless monitor;
FIG. 4 is a top view of the wireless monitor; and,
FIG. 5 is a perspective view of the wireless monitor.

1 Claim, 2 Drawing Sheets



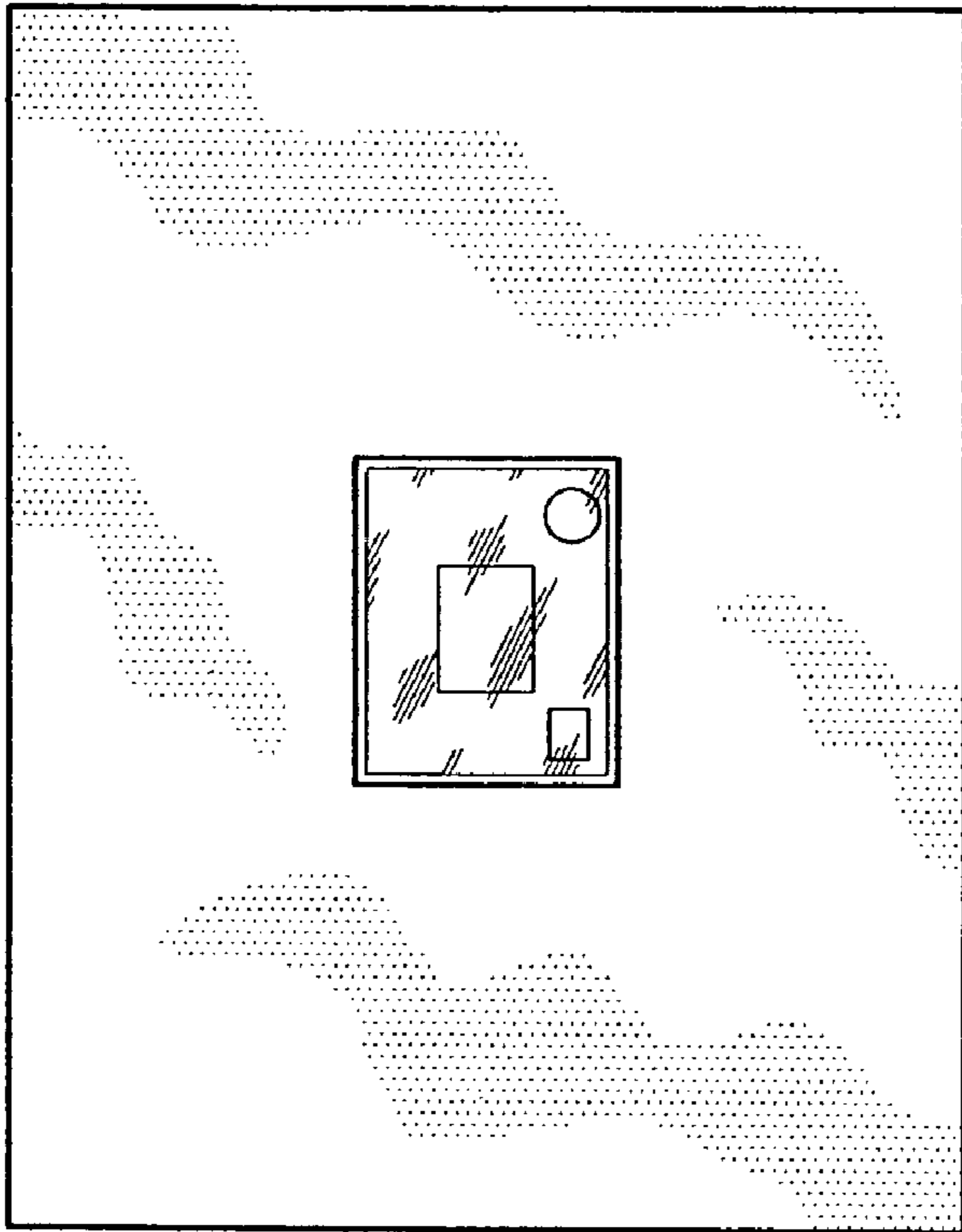


FIG. 1




FIG. 2




FIG. 4



FIG. 3




FIG. 5