



US00D567939S

(12) **United States Design Patent**
Mattigka

(10) **Patent No.:** **US D567,939 S**

(45) **Date of Patent:** **** Apr. 29, 2008**

(54) **SYRINGE**

(75) Inventor: **Wolfgang Mattigka**, Zeuthen (DE)

(73) Assignee: **Berlin-Chemie Aktiengesellschaft**,
Berlin (DE)

(**) Term: **14 Years**

(21) Appl. No.: **29/240,006**

(22) Filed: **Oct. 6, 2005**

(51) **LOC (8) Cl.** **24-02**

(52) **U.S. Cl.** **D24/114**

(58) **Field of Classification Search** D24/114,
D24/112, 133, 113, 186, 104, 130; 606/181,
606/185; D19/51, 41, 43, 50, 57, 56, 55;
604/232, 187; 401/30-32, 104
See application file for complete search history.

(56) **References Cited**

U.S. PATENT DOCUMENTS

D115,916 S *	8/1939	Donato	D19/41
D132,664 S *	6/1942	Dreyfuss	D19/56
3,002,517 A *	10/1961	Pitton	D19/51
D293,891 S *	1/1988	Molvik et al.	D19/51
D366,902 S *	2/1996	Takahashi	D19/51
D387,863 S *	12/1997	Herman et al.	D24/133
D396,056 S *	7/1998	Perrin et al.	D19/50
D401,275 S *	11/1998	Otake	D19/43
D426,299 S *	6/2000	Bydlon et al.	D24/112
D450,765 S *	11/2001	Rosenbaum	D19/51
D452,529 S *	12/2001	Tsuchida	D19/43
D484,539 S *	12/2003	Bodino	D19/57

D529,088 S * 9/2006 Gnesin D19/51

* cited by examiner

Primary Examiner—Louis Zarfaz

Assistant Examiner—David Muller

(74) *Attorney, Agent, or Firm*—George C. Rondeau, Jr.;
Davis Wright Tremaine, LLP

(57) **CLAIM**

The ornamental design for a syringe, as shown and described.

DESCRIPTION

FIG. 1 is a top end perspective view of a syringe showing my new design.

FIG. 2 is a bottom end perspective view thereof.

FIG. 3 is a right side elevational view thereof.

FIG. 4 is a rear side elevational view thereof.

FIG. 5 is a left side elevational view thereof.

FIG. 6 is a front side elevational view thereof.

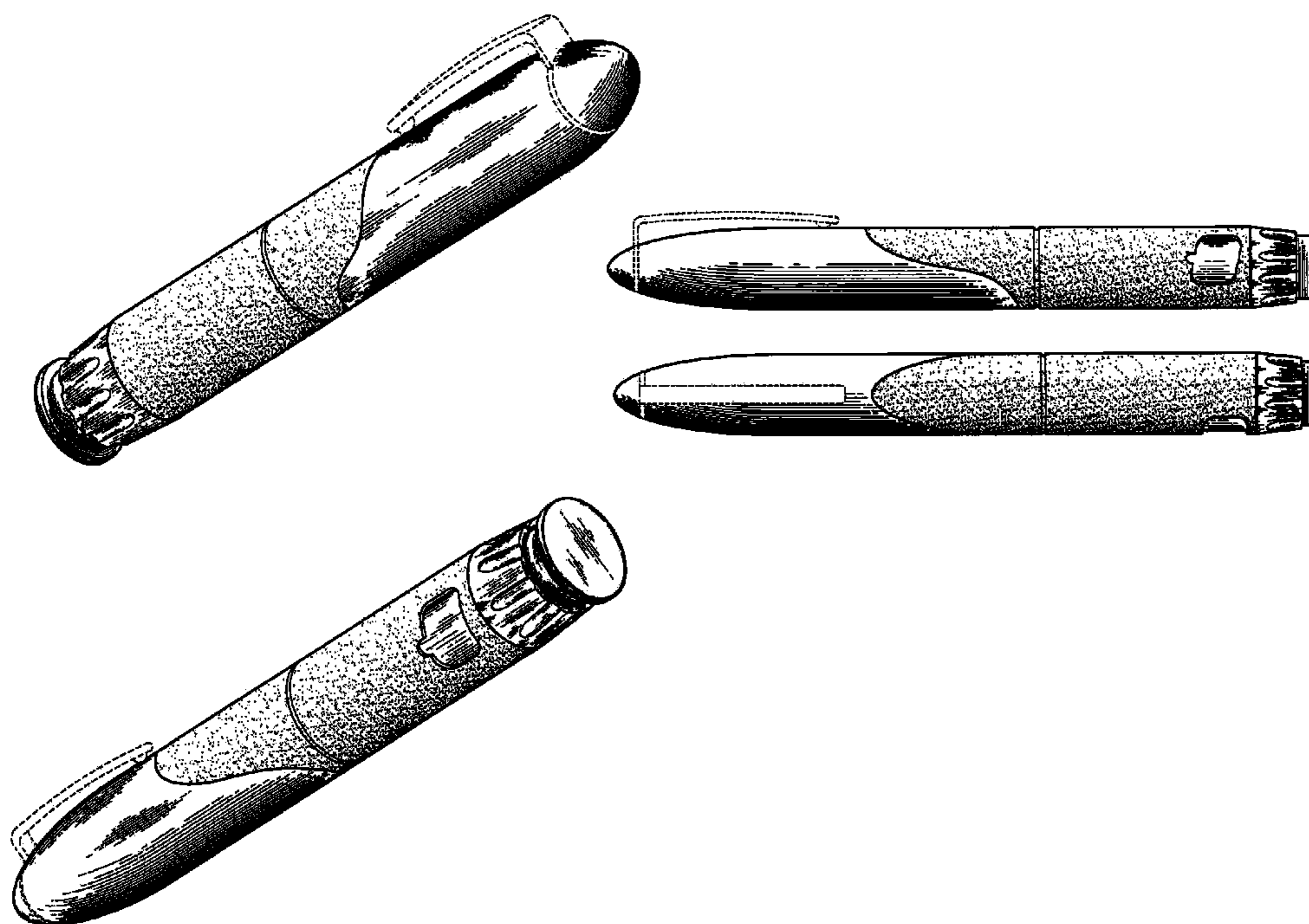
FIG. 7 is a bottom end plan view thereof; and,

FIG. 8 is a top end plan view thereof.

The broken lines are for illustrative purposes only and form no part of the claimed design.

The stippling in FIGS. 1-8 indicates a contrasting color (e.g., black, gray or another color), color intensity, texture and/or finish of the stippled portion of the design relative to the non-stippled portion of the design.

1 Claim, 5 Drawing Sheets



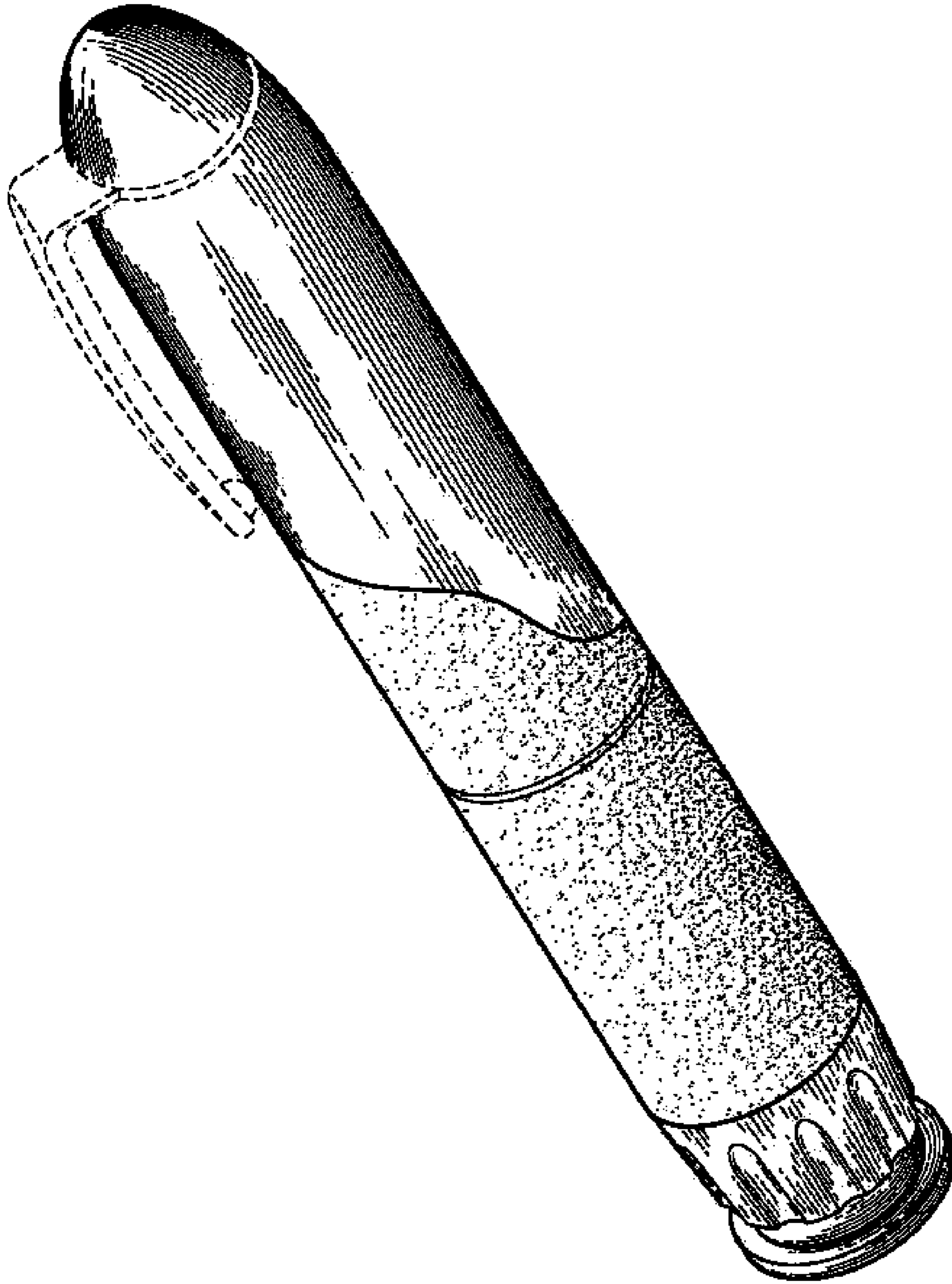


Fig. 1

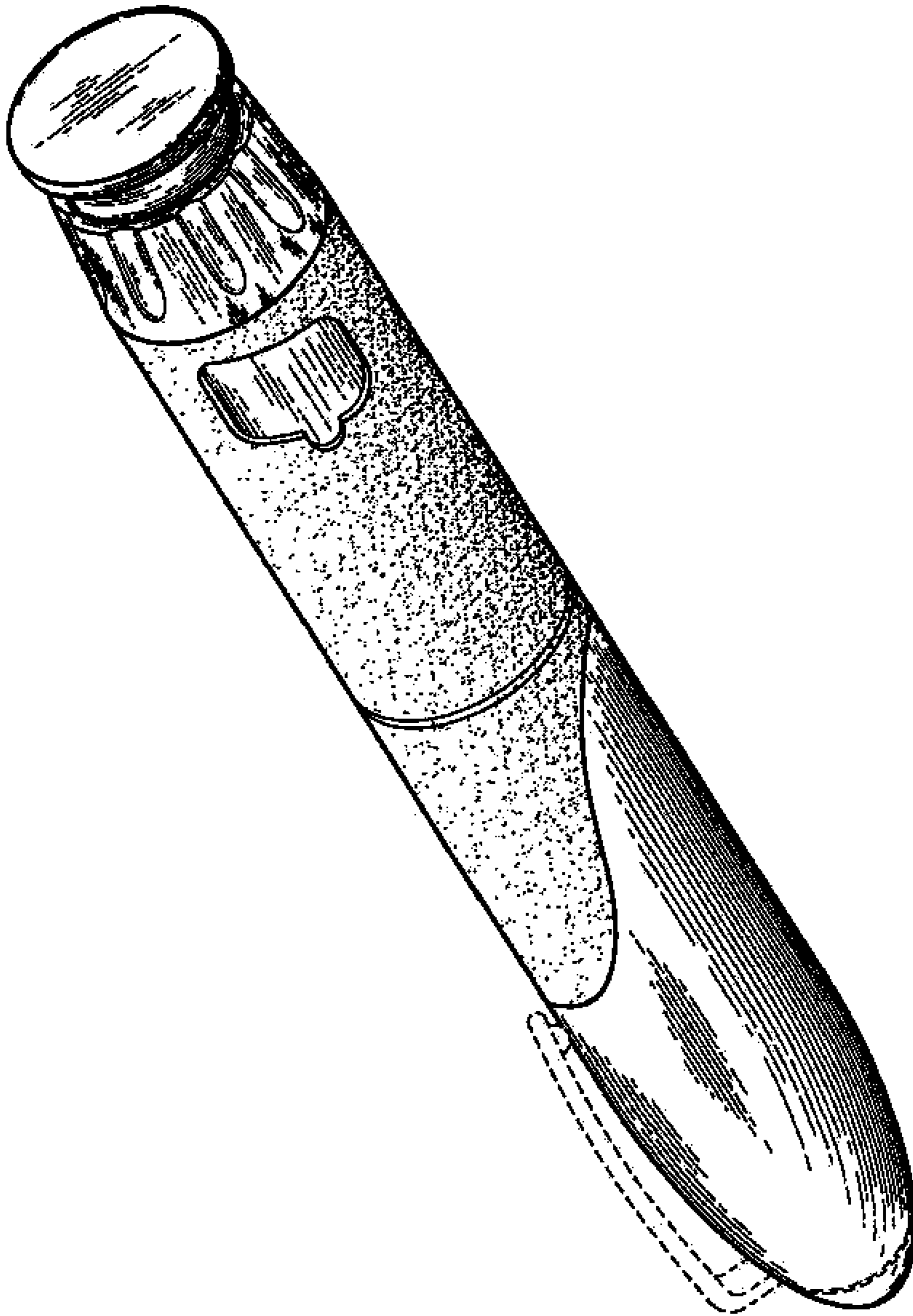


Fig. 2

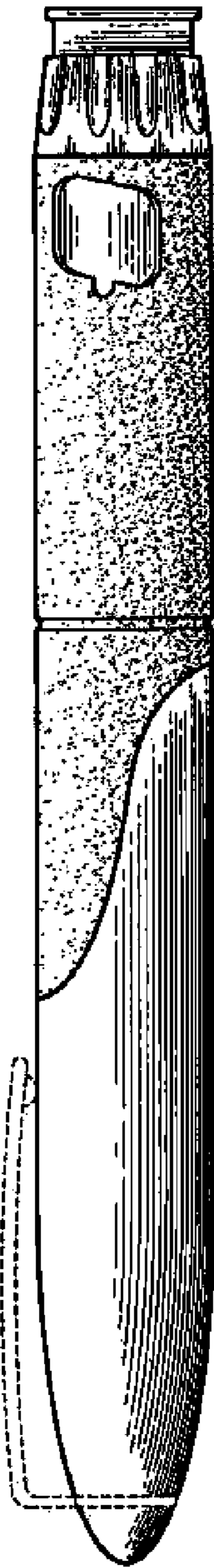


Fig. 3



Fig. 4




Fig. 5



Fig. 6

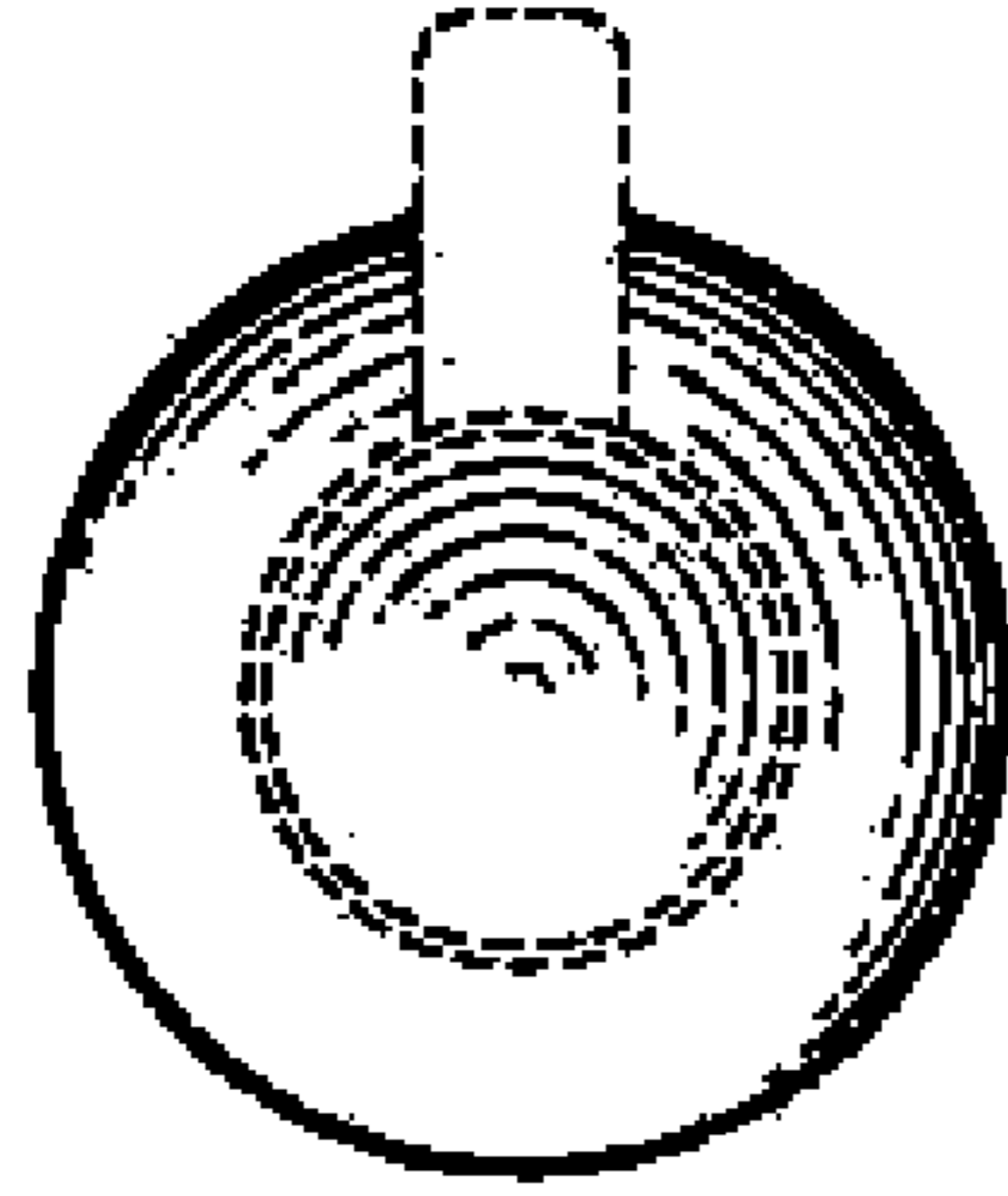


Fig. 8



Fig. 7

UNITED STATES PATENT AND TRADEMARK OFFICE
CERTIFICATE OF CORRECTION

PATENT NO. : Des. 567,939 S
APPLICATION NO. : 29/240006
DATED : April 29, 2008
INVENTOR(S) : Wolfgang Mattigka

Page 1 of 1

It is certified that error appears in the above-identified patent and that said Letters Patent is hereby corrected as shown below:

Title Page Insert - item 30

Foreign Application Priority Data

March 8, 2005 [DE] Germany 387352

Signed and Sealed this

Eighth Day of July, 2008

A handwritten signature in black ink that reads "Jon W. Dudas". The signature is written in a cursive style with a large, looped initial "J".

JON W. DUDAS
Director of the United States Patent and Trademark Office