

US00D567935S

(12) **United States Design Patent** (10) **Patent No.:** **US D567,935 S**
Fu et al. (45) **Date of Patent:** **** Apr. 29, 2008**

- (54) **PORTION OF FOREHEAD PAD**
- (75) Inventors: **Timothy Tsun-Fai Fu**, Carlingford (AU); **Memduh Guney**, Killara (AU); **Perry David Lithgow**, Glenwood (AU)
- (73) Assignee: **ResMed Limited**, Bella Vista (AU)
- (**) Term: **14 Years**
- (21) Appl. No.: **29/232,794**
- (22) Filed: **Jun. 24, 2005**

Related U.S. Application Data

- (60) Continuation of application No. 29/207,546, filed on Jun. 16, 2004, now Pat. No. Des. 545,960, which is a continuation of application No. 29/194,449, filed on Nov. 25, 2003, now Pat. No. Des. 493,522, which is a division of application No. 29/170,558, filed on Nov. 8, 2002, now Pat. No. Des. 486,227.

- (51) **LOC (8) Cl.** **29-02**
- (52) **U.S. Cl.** **D24/110.1; D24/110.4; D24/110.5**
- (58) **Field of Classification Search** **D24/110.1, D24/110.4, 110.5; 128/207.11, 207.13, 205.25, 128/207.18, 206.25, 206.27**
See application file for complete search history.

(56) **References Cited**

U.S. PATENT DOCUMENTS

6,119,693 A	9/2000	Kwok et al.
D439,326 S	3/2001	Hecker et al.
D441,860 S	5/2001	Kopacko et al.
6,520,182 B1	2/2003	Gunaratnam
D484,237 S	12/2003	Lang et al.
D486,227 S	2/2004	Fu et al.
D493,522 S	7/2004	Fu et al.
6,832,610 B2	12/2004	Gradon et al.
D502,260 S	2/2005	Lang et al.
D515,698 S	2/2006	Lang et al.
D545,960 S	7/2007	Fu et al.
2003/0075182 A1	4/2003	Heidmann et al.
2004/0045550 A1	3/2004	Lang et al.
2004/0112387 A1	6/2004	Lang et al.
2004/0118406 A1	6/2004	Lithgow et al.
2004/0255949 A1	12/2004	Lang et al.

2005/0011521 A1 1/2005 Sprinkle et al.

FOREIGN PATENT DOCUMENTS

AT	50770	10/2002
DE	10045183	5/2002

OTHER PUBLICATIONS

Instruction Manual for Papillon Mask, © MAP Medizin-Technologie GmbH, Mar. 2002, 4 pages.
 Instruction Manual for Papillon Mask, © MAP Medizin-Technologie GmbH, Mar. 2002, 4 pages.

Primary Examiner—Ian Simmons
Assistant Examiner—Christopher Lee
 (74) *Attorney, Agent, or Firm*—Nixon & Vanderhye P.C.

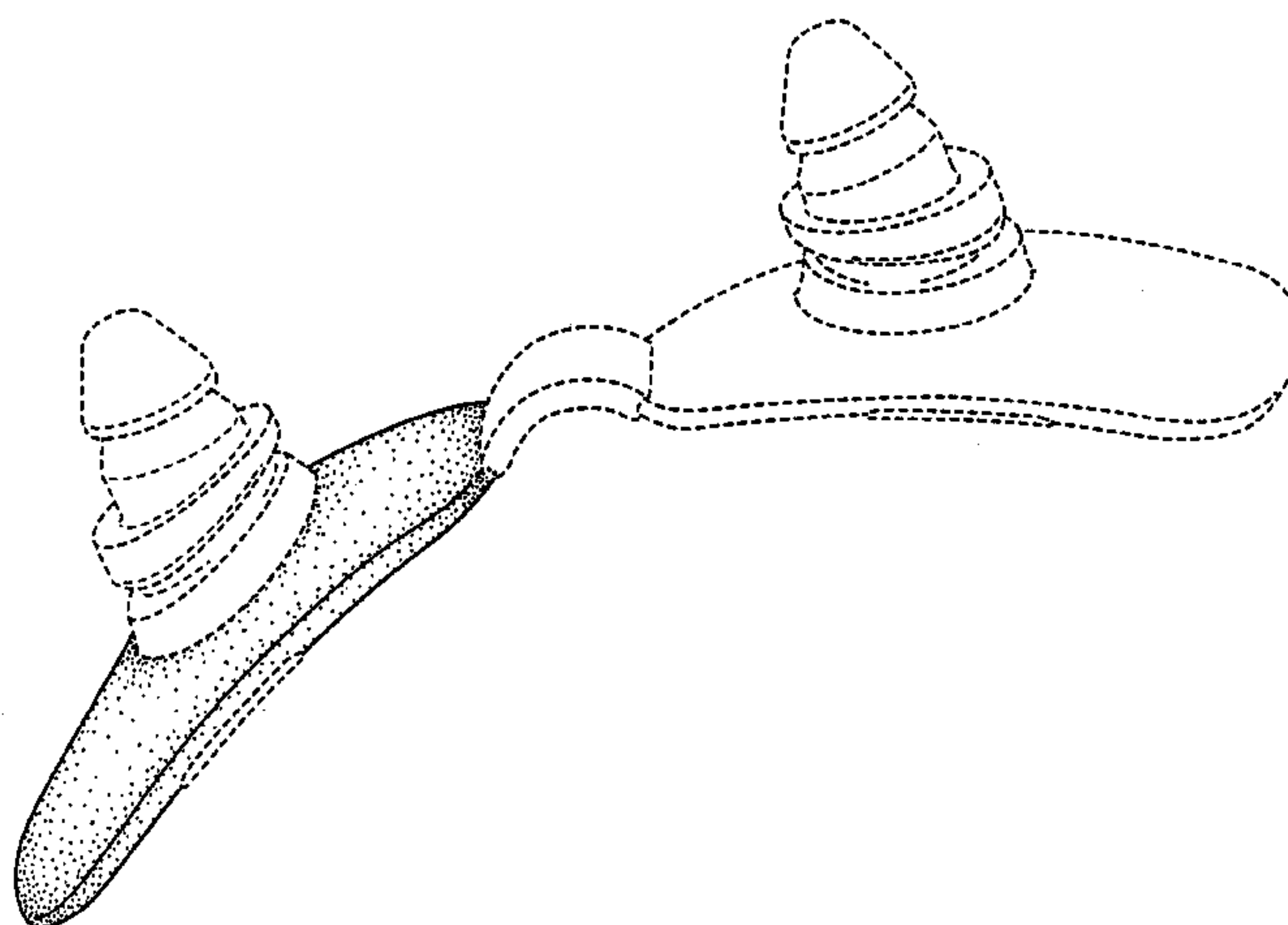
(57) **CLAIM**

The ornamental design for a portion of a forehead pad, as shown and described.

DESCRIPTION

FIG. 1 is a rear perspective view of a portion of a forehead pad according to our design;
 FIG. 2 is a front perspective view thereof;
 FIG. 3 is a front view thereof;
 FIG. 4 is a rear view thereof;
 FIG. 5 is a side view thereof, with the other side thereof being a mirror image thereof;
 FIG. 6 is a top view thereof, with the bottom view being a substantial mirror image thereof; and,
 FIG. 7 is a rear perspective view of the forehead pad assembly in a connected state with a forehead support.
 Where included, broken lines showing environment or structure are for illustrative purposes only and form no part of the claimed design.
 Where included, dotted lines represent the border between claimed and unclaimed subject matter, and form no part of the claimed design.

1 Claim, 7 Drawing Sheets



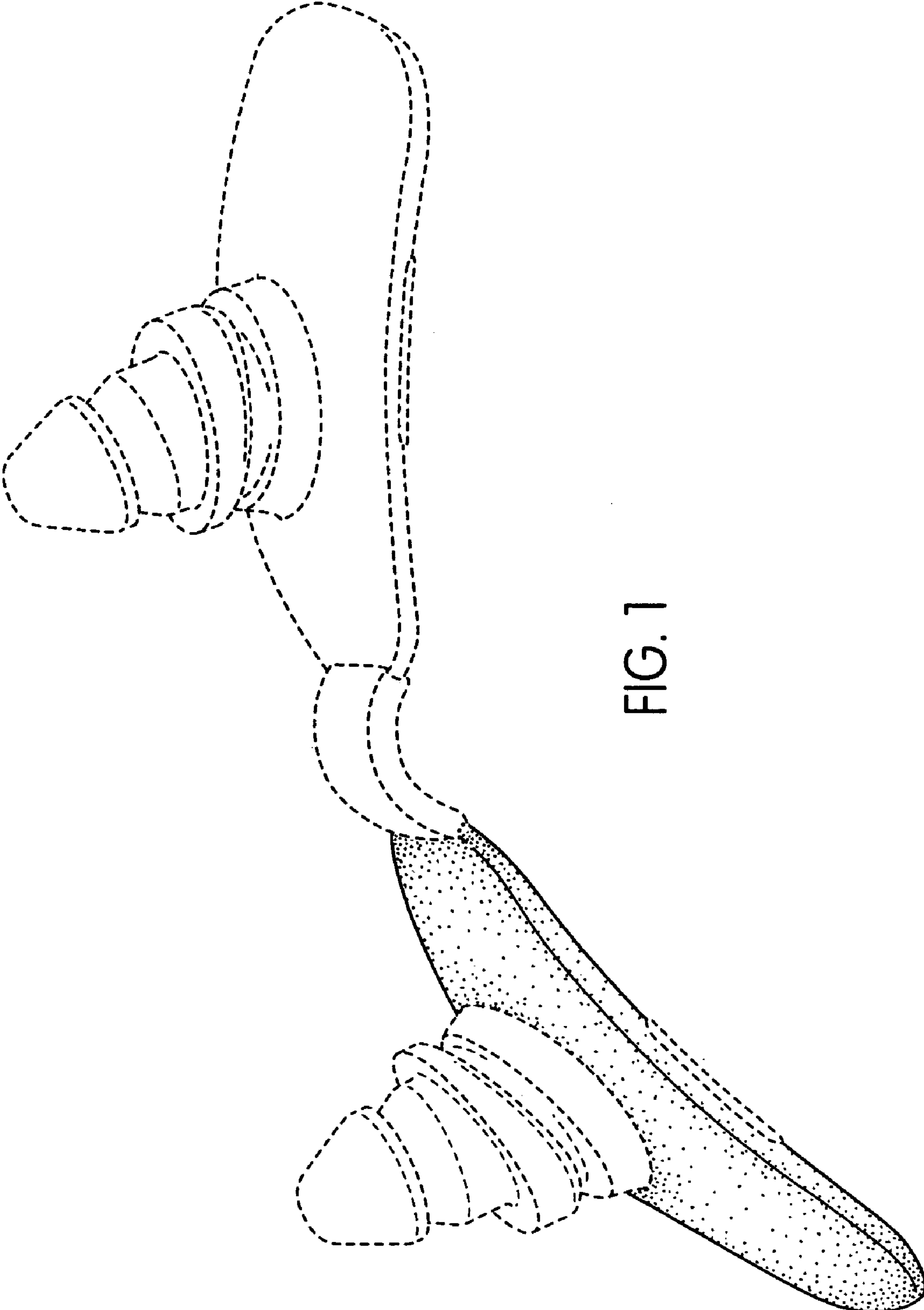


FIG. 1

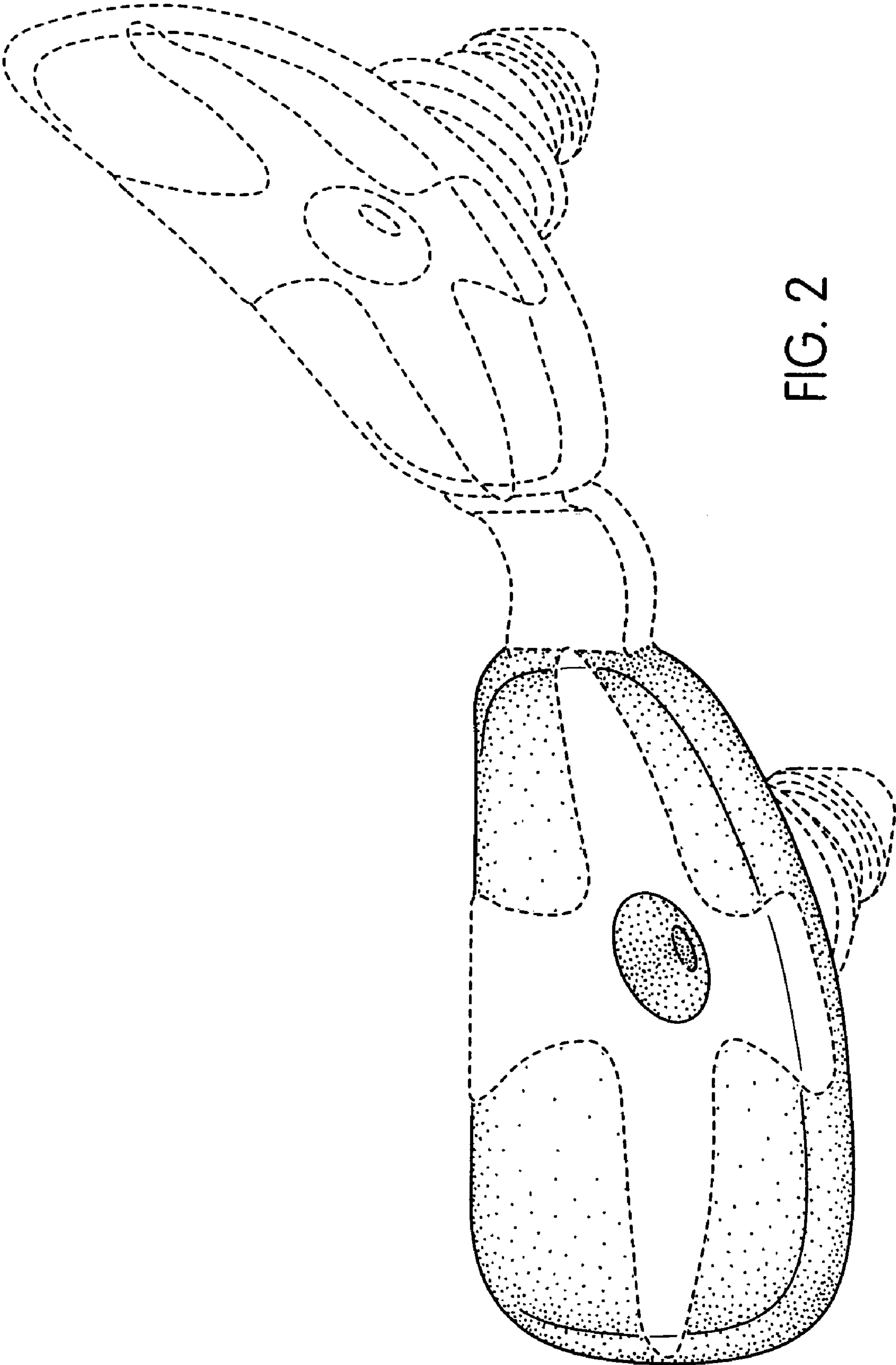


FIG. 2

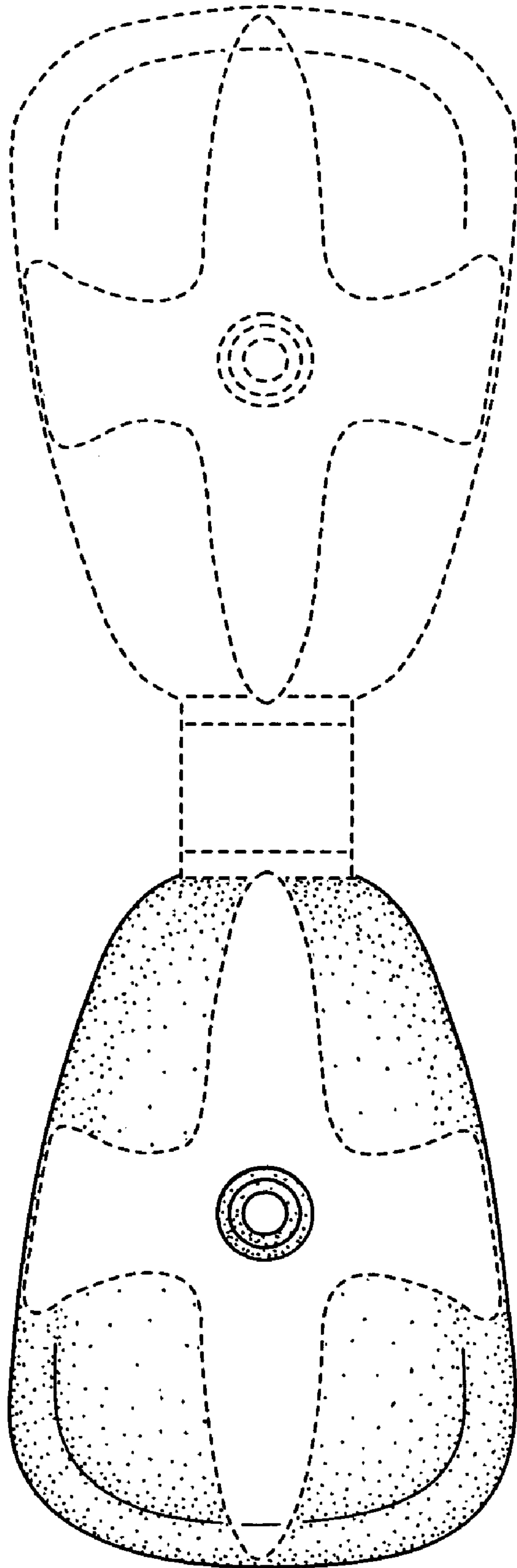


FIG. 3

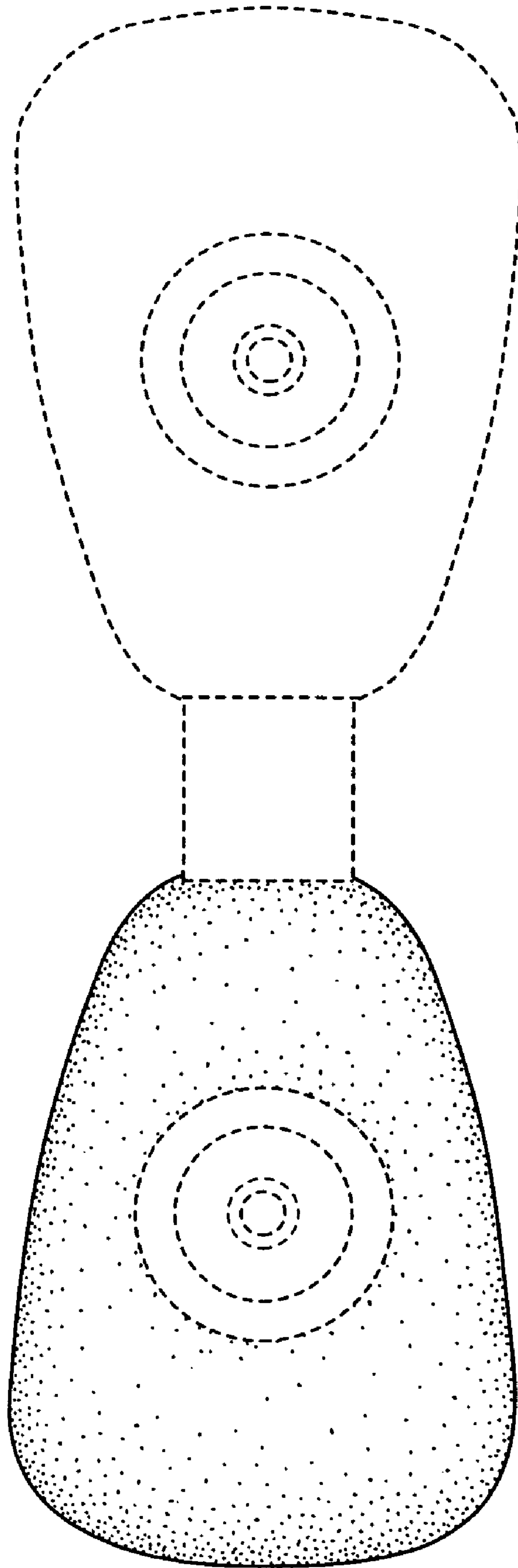


FIG. 4

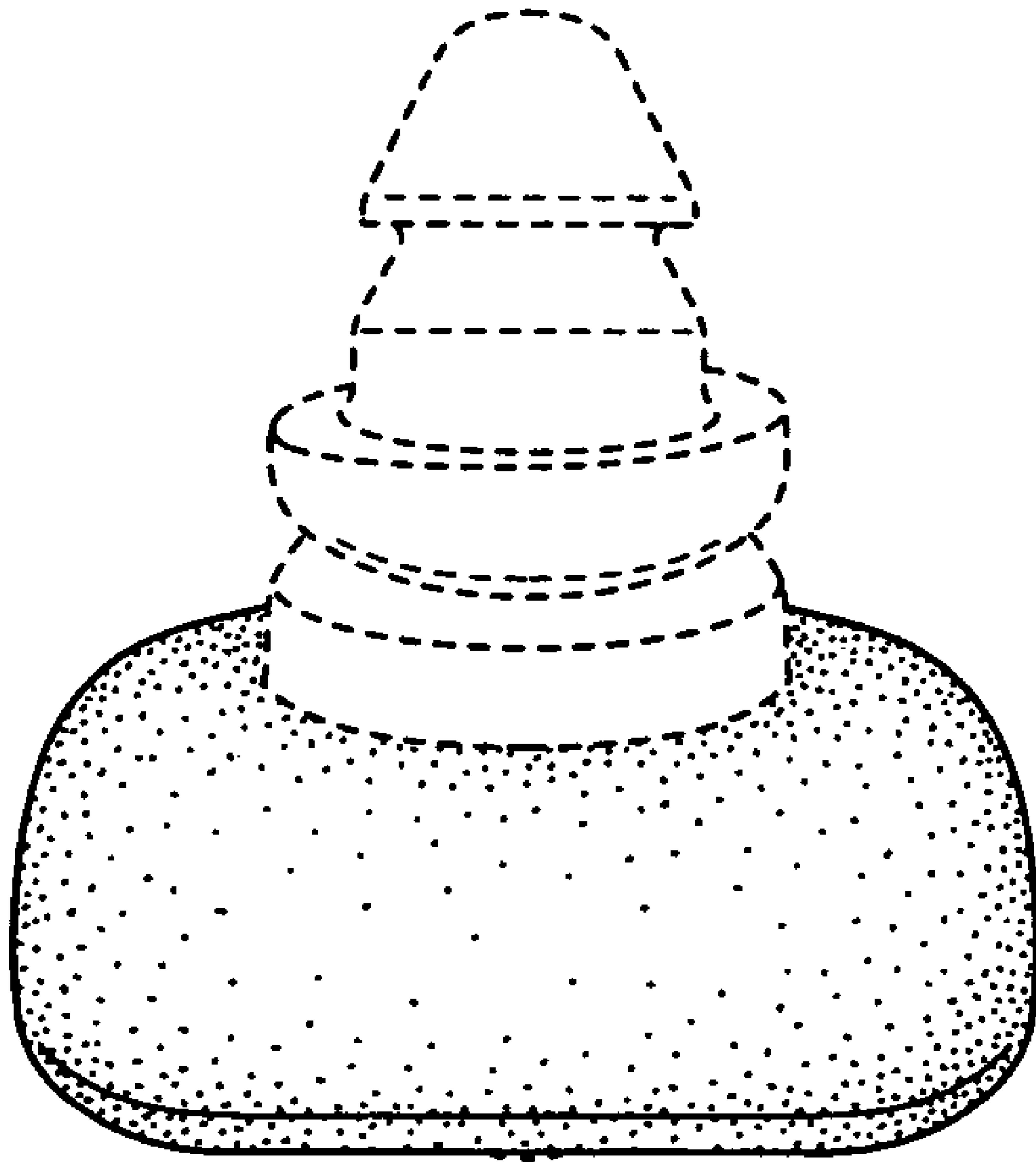


FIG. 5

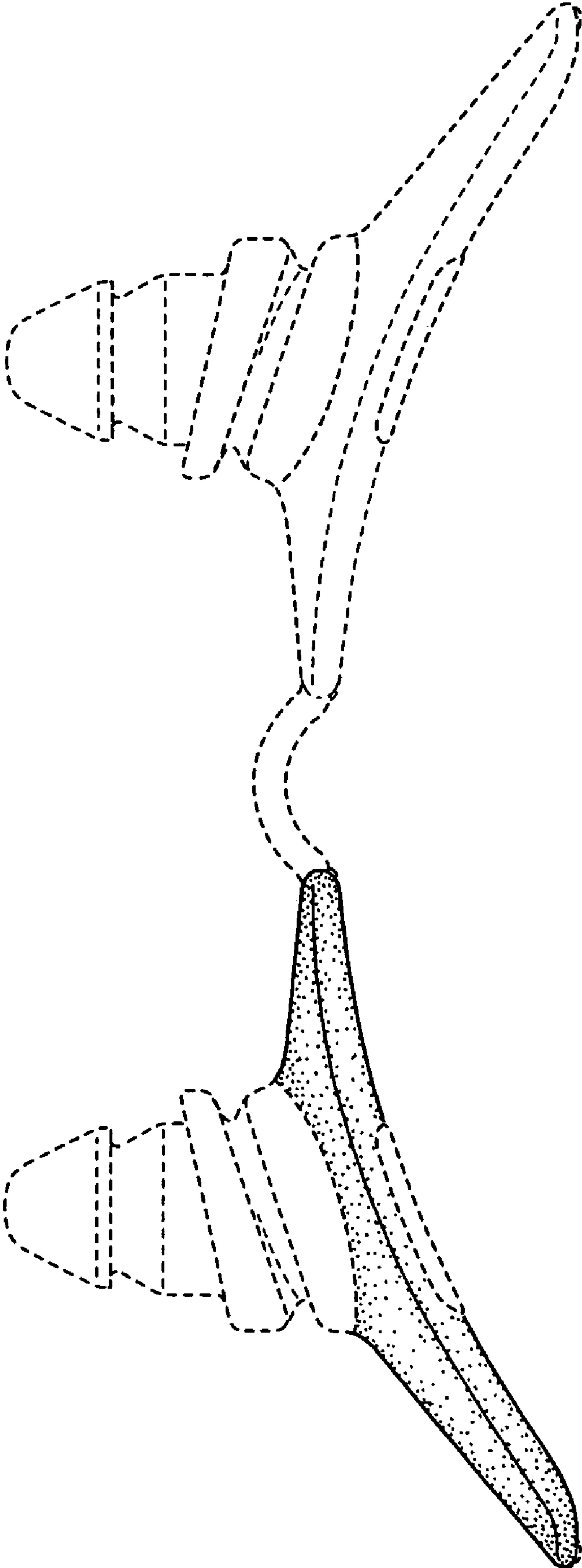


FIG. 6

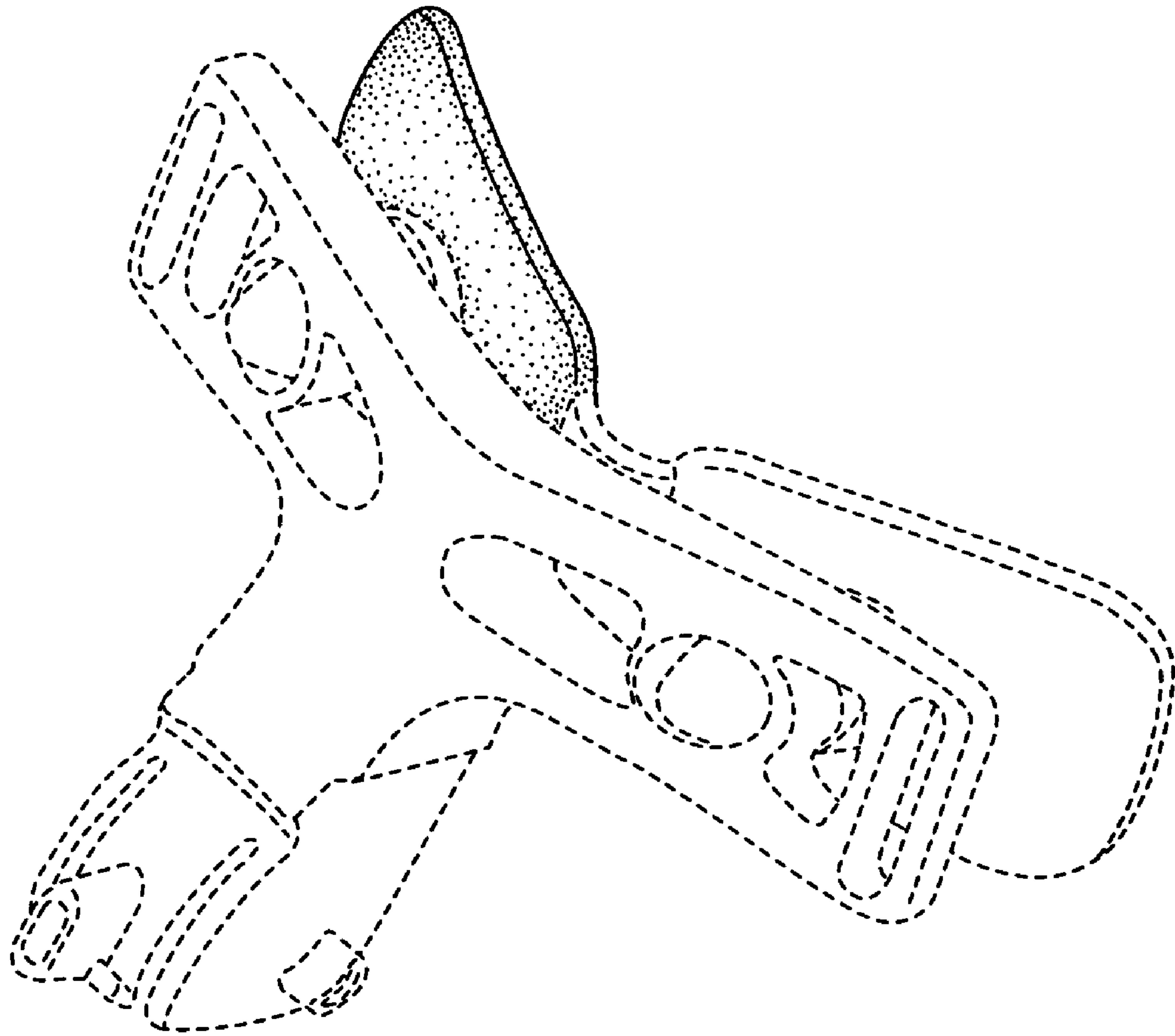


FIG. 7