



US00D567927S

(12) **United States Design Patent**
Salvo

(10) **Patent No.:** **US D567,927 S**

(45) **Date of Patent:** **** Apr. 29, 2008**

(54) **AIR FRESHENER IN THE SHAPE OF A SOCCER JERSEY**

D498,174 S 11/2004 Puett, III
D505,642 S 5/2005 Puett, III
D505,643 S 5/2005 Puett, III
D505,885 S 6/2005 Puett, III
D505,887 S 6/2005 Puett, III
D505,888 S 6/2005 Puett, III

(75) Inventor: **Ronald Salvo**, Malibu, CA (US)

(73) Assignee: **Sportfolio, Inc.**, Malibu, CA (US)

(**) Term: **14 Years**

(Continued)

(21) Appl. No.: **29/286,904**

Primary Examiner—Sandra Snapp

(74) *Attorney, Agent, or Firm*—Scully, Scott, Murphy & Presser, P.C.

(22) Filed: **May 22, 2007**

(51) **LOC (8) Cl.** **28-99**

(57) **CLAIM**

(52) **U.S. Cl.** **D23/366**

(58) **Field of Classification Search** 261/DIG. 17,
261/DIG. 42, DIG. 65, DIG. 88, DIG. 89;
D23/355–369; D28/5, 6; 392/386, 401,
392/390–394; 239/34–35, 41–44, 53–60,
239/136, 326; D2/717

The ornamental design for an air freshener in the shape of a soccer jersey, as shown and described.

See application file for complete search history.

DESCRIPTION

(56) **References Cited**

The present design can be displayed in any location where the placement of an air freshener would be beneficial, though a person may consider the design to be worthy of display virtually anywhere.

U.S. PATENT DOCUMENTS

1,683,792 A *	9/1928	Naumburg	239/57
D159,155 S	6/1950	Kelly et al.		
D159,156 S	6/1950	Kelly et al.		
D275,699 S	9/1984	Reedman		
D275,786 S	10/1984	Reedman		
D287,049 S	12/1986	Torres		
4,987,610 A *	1/1991	Hunt	2/46
D321,786 S	11/1991	Kraus		
5,175,888 A *	1/1993	Clark	2/243.1
D360,651 S *	7/1995	Budde et al.	D19/52
D399,052 S	10/1998	Fritsche		
D403,707 S *	1/1999	Wyatt et al.	D20/29
D413,971 S	9/1999	Fritsche		
D430,219 S *	8/2000	Chagan	D20/23
D432,225 S	10/2000	Fritsche		
D433,745 S	11/2000	Cowell		
D439,965 S	4/2001	Aiken		
D440,297 S	4/2001	Aiken		
D440,646 S	4/2001	Aiken		
D480,461 S	10/2003	Stone et al.		
D481,114 S	10/2003	Cane et al.		

FIG. 1 is a perspective view of an air freshener in the shape of a soccer jersey;

FIG. 2 is a front elevational view of the air freshener in the shape of a soccer jersey;

FIG. 3 is a rear elevational view of the air freshener in the shape of a soccer jersey;

FIG. 4 is a top view of the air freshener in the shape of a soccer jersey;

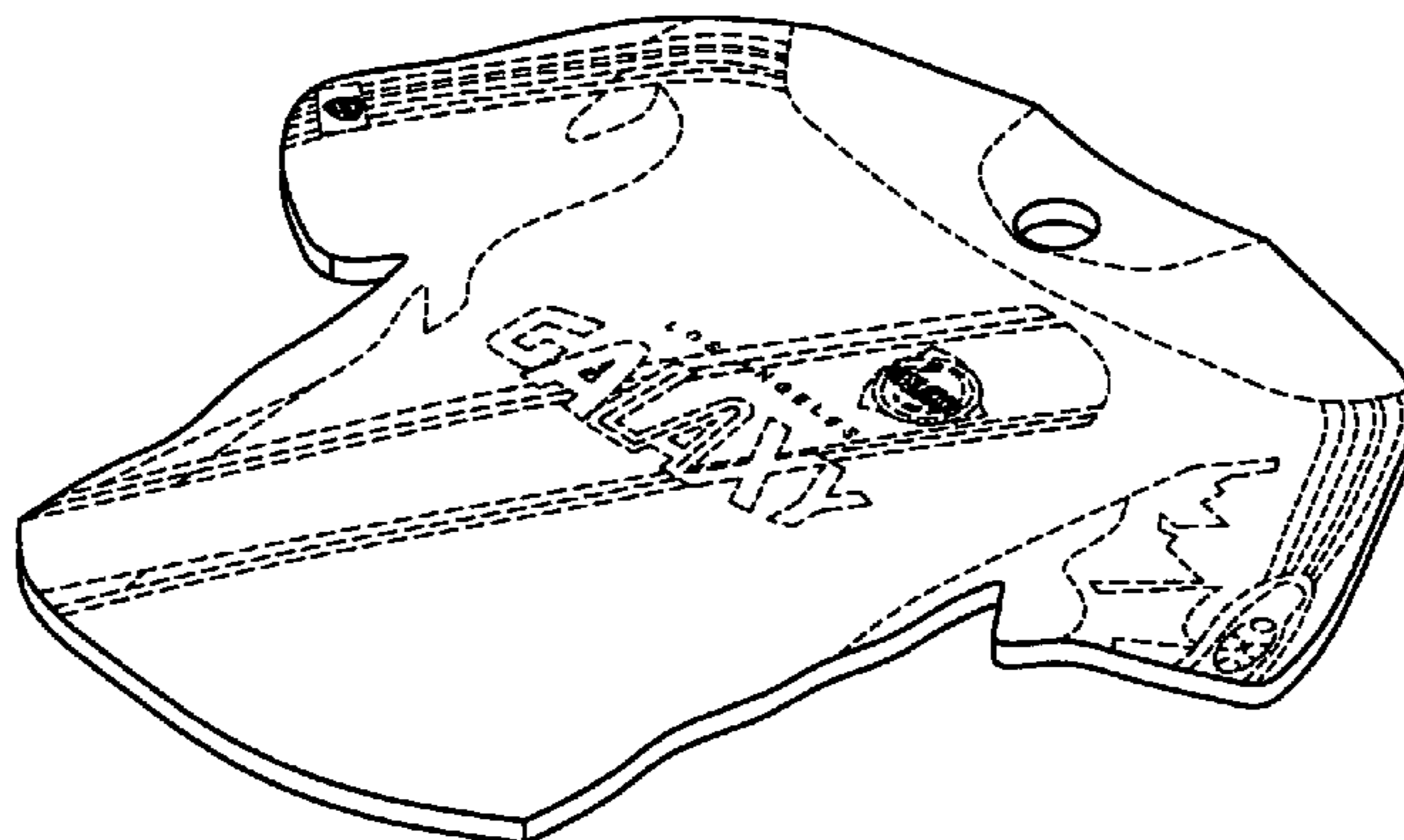
FIG. 5 is a bottom view of the air freshener in the shape of a soccer jersey;

FIG. 6 is a left side view of the air freshener in the shape of a soccer jersey; and,

FIG. 7 is a right side view of the air freshener in the shape of a soccer jersey.

The elements illustrated in dashed lines in the accompanying drawings demonstrate environment and do not form part of the claimed design.

1 Claim, 2 Drawing Sheets



US D567,927 S

Page 2

U.S. PATENT DOCUMENTS

D509,458 S	9/2005	Puett, III		D526,399 S	8/2006	Cane et al.	
D514,214 S	1/2006	Green et al.		D530,886 S *	10/2006	Engelhardt	D2/844
D514,681 S	2/2006	Arnold		D533,932 S	12/2006	Naqvi	
D514,682 S	2/2006	Green et al.		D535,006 S	1/2007	Virani	
D514,683 S	2/2006	Green et al.		D535,380 S	1/2007	Naqvi	
D517,188 S	3/2006	Naqvi		D536,776 S	2/2007	Virani	
D521,712 S	5/2006	Overby		D537,158 S	2/2007	Virani	
D524,012 S *	7/2006	Christoff	D2/717				* cited by examiner

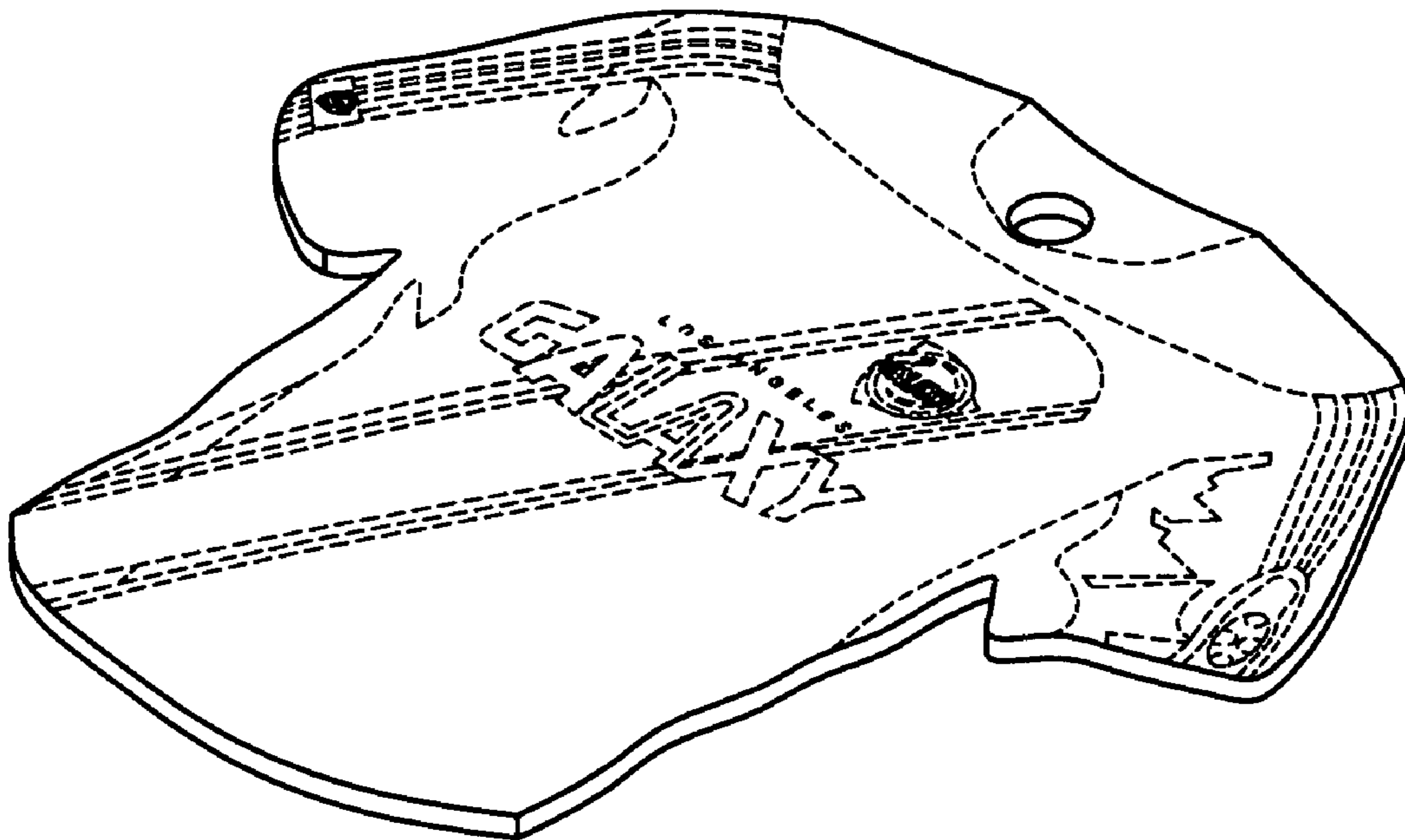


FIG. 1

FIG. 4

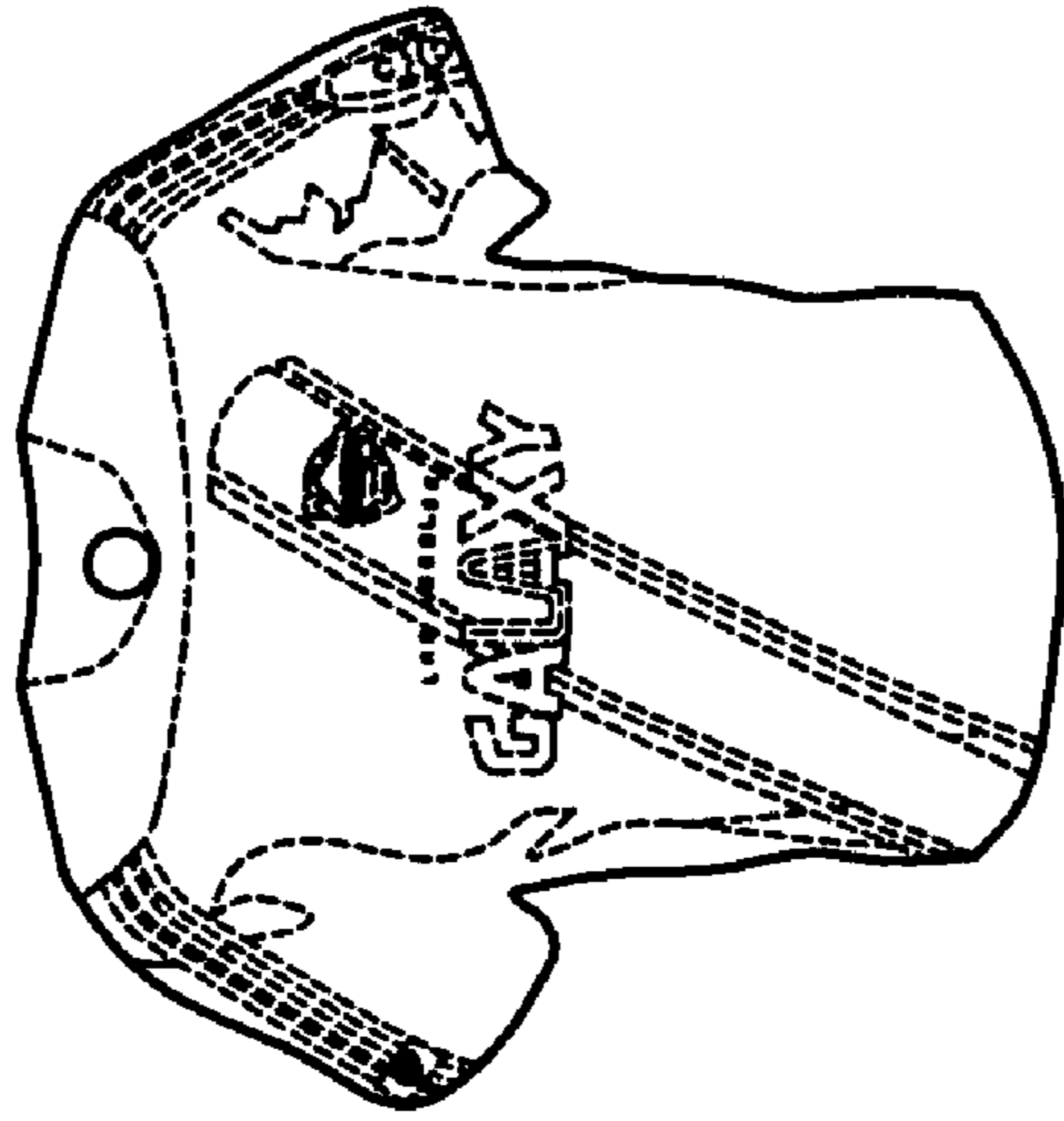


FIG. 6

FIG. 2

FIG. 5

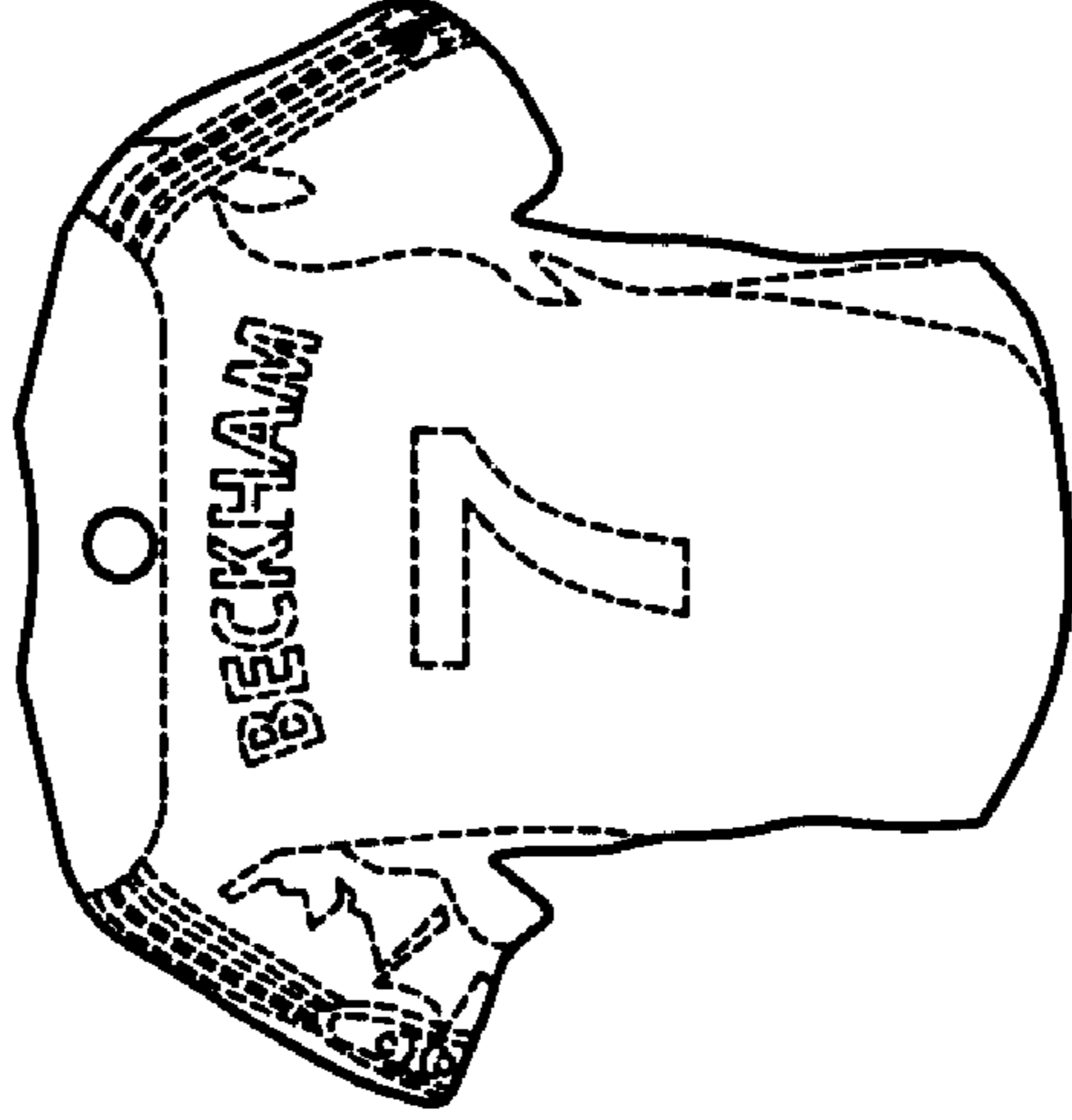


FIG. 3



FIG. 7