

US00D567913S

(12) **United States Design Patent** (10) **Patent No.:** **US D567,913 S**  
**Norton et al.** (45) **Date of Patent:** **\*\* Apr. 29, 2008**

(54) **HOSE BRIDGE EXTENSION**

2004/0154111 A1\* 8/2004 Trask ..... 14/69.5

(75) Inventors: **Tom Norton**, Bay Village, OH (US);  
**Anthony Petti**, Cleveland, OH (US)

(73) Assignee: **Cleveland Reclaim Industries, Inc.**,  
Lorain, OH (US)

(\*\*) Term: **14 Years**

(21) Appl. No.: **29/282,066**

(22) Filed: **Jul. 11, 2007**

**Related U.S. Application Data**

(63) Continuation of application No. 29/235,827, filed on  
Aug. 5, 2005.

(51) **LOC (8) Cl.** ..... **23-01**

(52) **U.S. Cl.** ..... **D23/259**

(58) **Field of Classification Search** ..... D23/259,  
D23/266; D25/119-120, 123, 125; 14/69.5;  
104/275-277; 138/106, 110; 174/101, 117 F,  
174/117 FF; 404/15

See application file for complete search history.

(56) **References Cited**

**U.S. PATENT DOCUMENTS**

- 1,838,746 A \* 12/1931 Day ..... 104/275
- 2,150,591 A \* 3/1939 Taylor ..... 104/275
- D370,717 S 6/1996 Ziaylek, Jr. et al.
- 5,566,622 A \* 10/1996 Ziaylek et al. .... 104/275
- 6,067,681 A 5/2000 Zeinstra et al.
- 6,287,047 B1 \* 9/2001 Dufresne ..... 404/15
- 6,747,212 B1 \* 6/2004 Henry ..... 174/101
- 6,878,881 B1 \* 4/2005 Henry ..... 174/101
- D552,217 S 10/2007 Norton et al.
- 2002/0078513 A1 \* 6/2002 Schouest ..... 14/69.5

**OTHER PUBLICATIONS**

Modular Hose Bridge System, <http://www.cableorganizer.com/modular-hose-bridge>, Mar. 24, 2006.

Turtle Plastics Hose Bridge Sets, portion of [http://www.chiefsupply.com/hose\\_nozzles.phtml](http://www.chiefsupply.com/hose_nozzles.phtml), available Jul. 25, 2004, per [www.archive.org](http://www.archive.org).

Modular Hose Bridge System, <http://www.cableorganizer.com/modular-hose-bridge/>, available Feb. 6, 2005, per [www.archive.org](http://www.archive.org).

Modular Hose Bridge System, <http://www.cableorganizer.com/modular-hose-bridge/>, available Aug. 31, 2003, per [www.archive.org](http://www.archive.org).

\* cited by examiner

*Primary Examiner*—Louis S. Zarfes

*Assistant Examiner*—Eric L Goodman

(74) *Attorney, Agent, or Firm*—Calfee, Halter & Griswold LLP

(57) **CLAIM**

We claim the ornamental design for a hose bridge extension, as shown and described.

**DESCRIPTION**

FIG. 1 is a top-front-left isometric view of the hose bridge extension showing the new design;

FIG. 2 is a top plan view thereof;

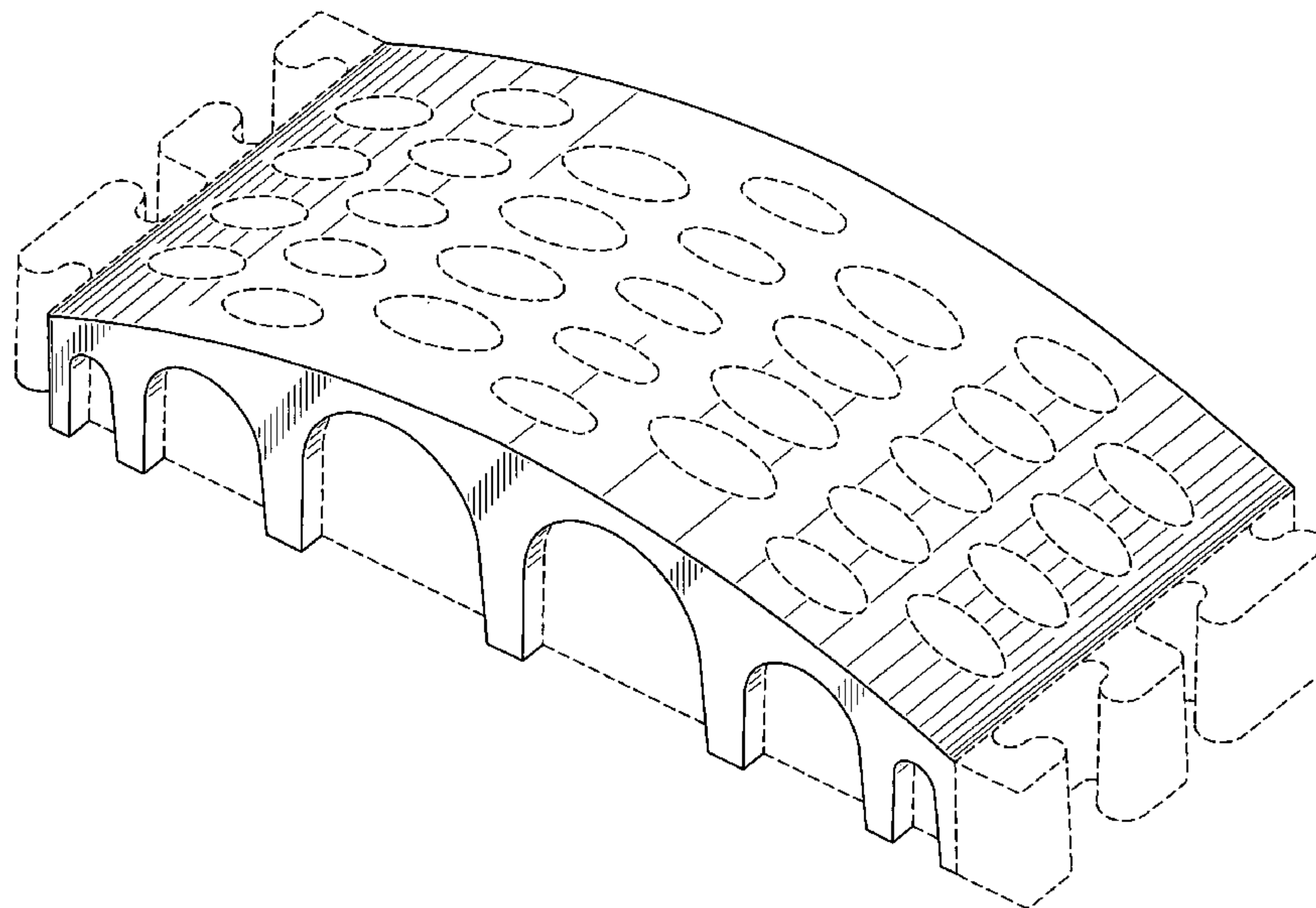
FIG. 3 is a left side elevational view thereof, for which the right side elevational view would be identical;

FIG. 4 is a front elevational view thereof, for which the rear elevational view would be identical; and,

FIG. 5 is a bottom plan view thereof.

The broken lines in the figures represent the bounds of the claimed design and form no part of the claimed design.

**1 Claim, 5 Drawing Sheets**



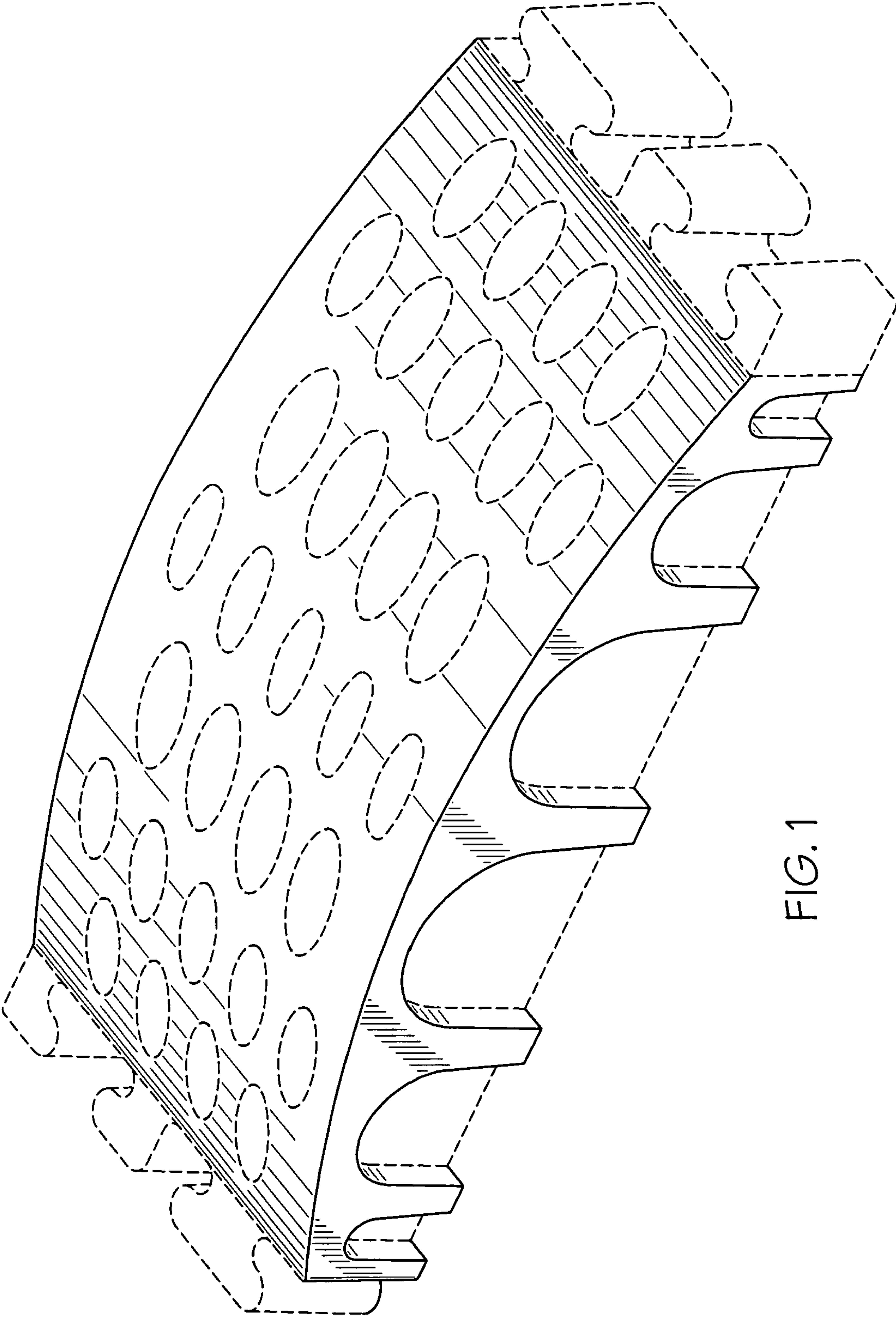


FIG. 1

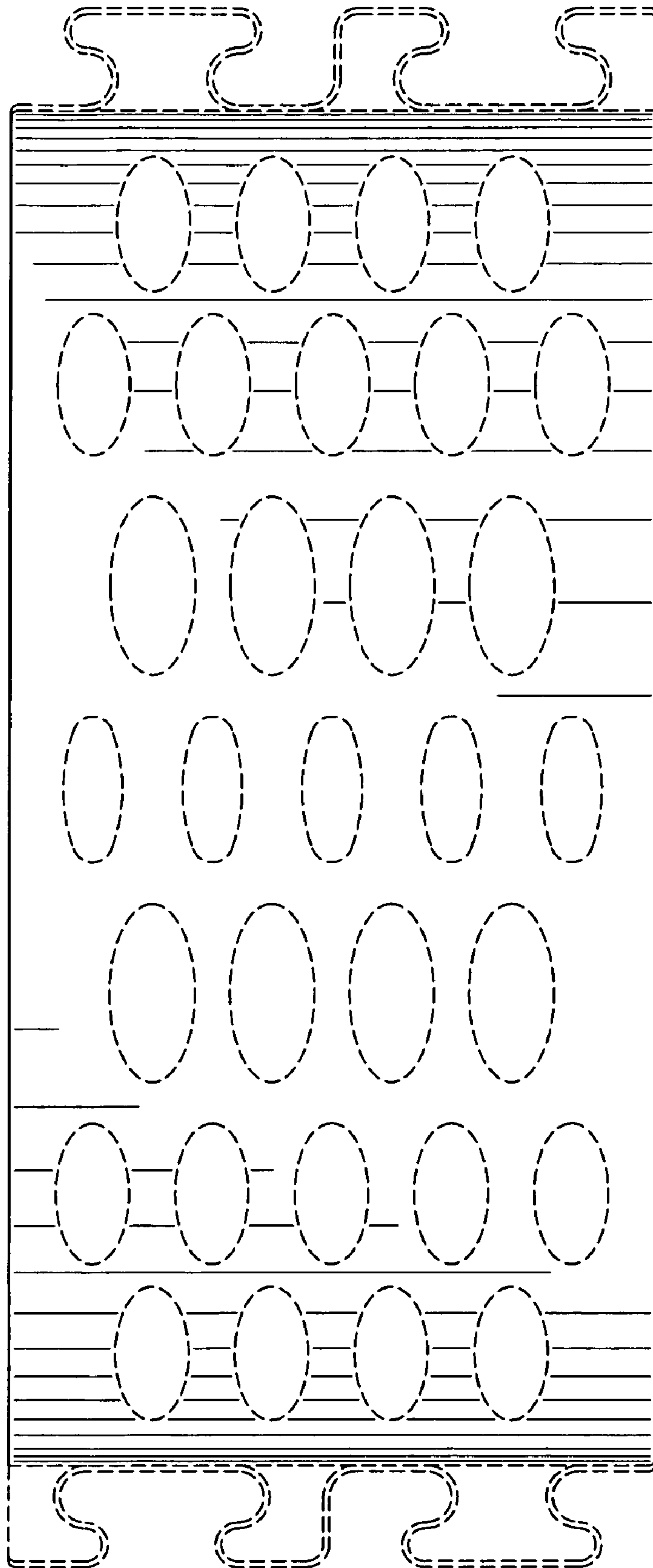


FIG. 2

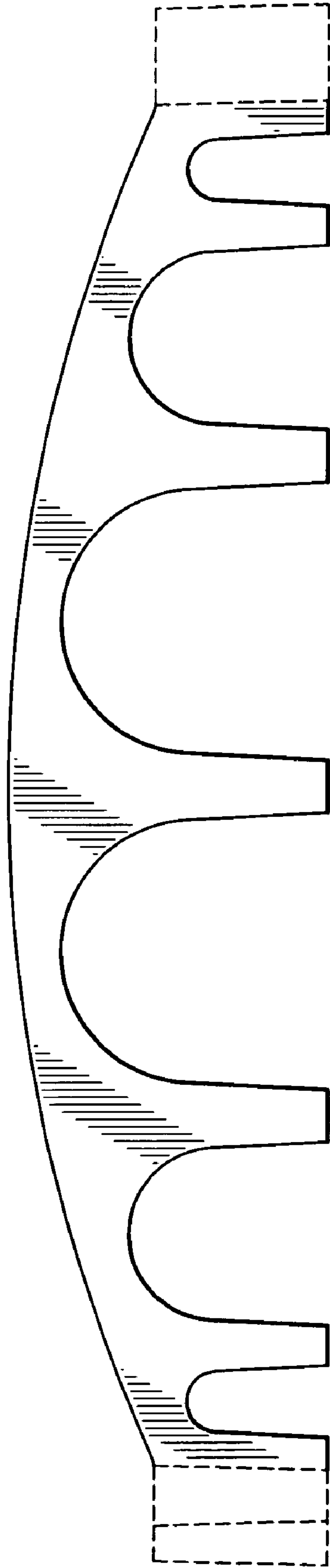


FIG. 3

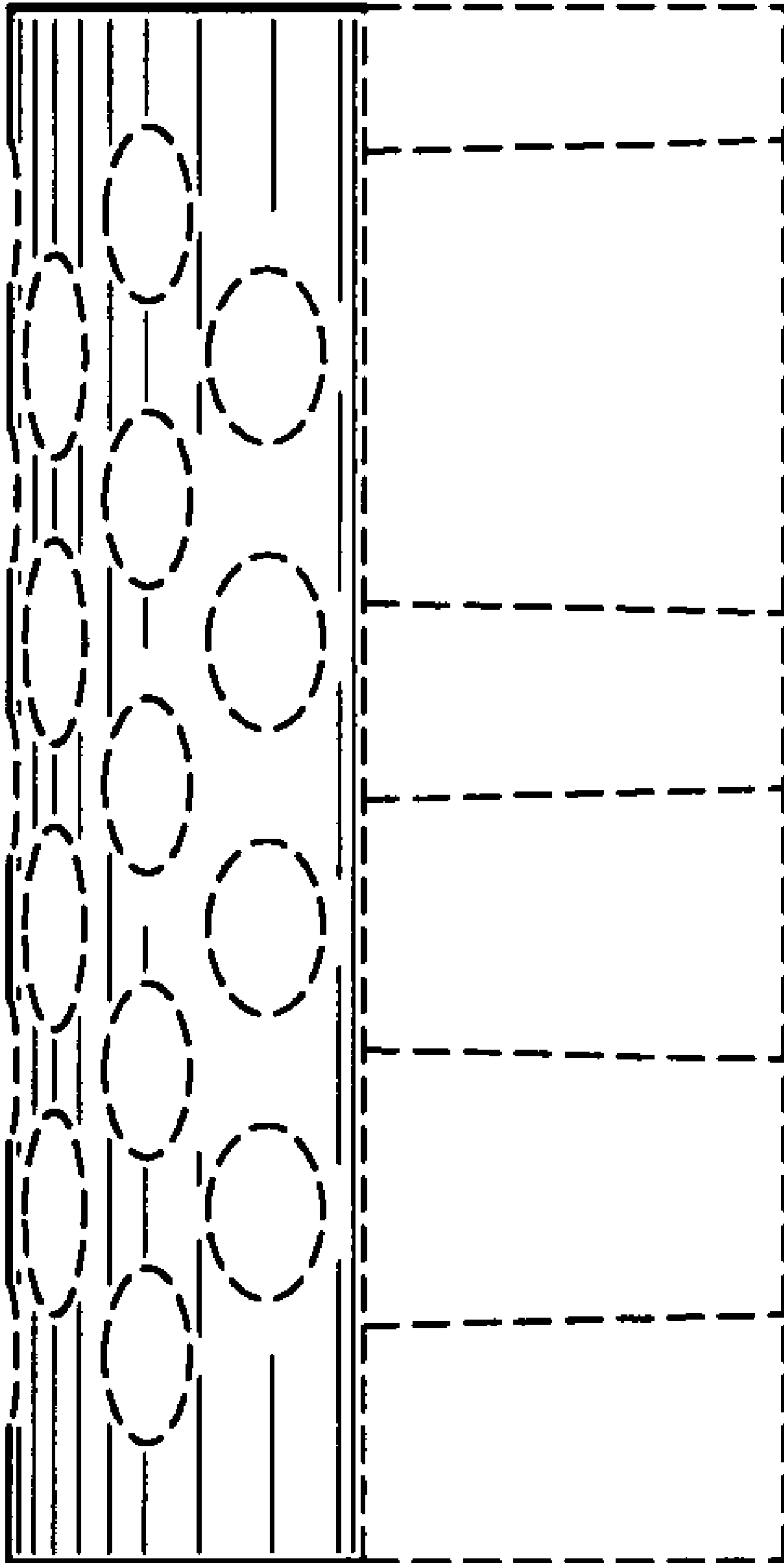


FIG. 4



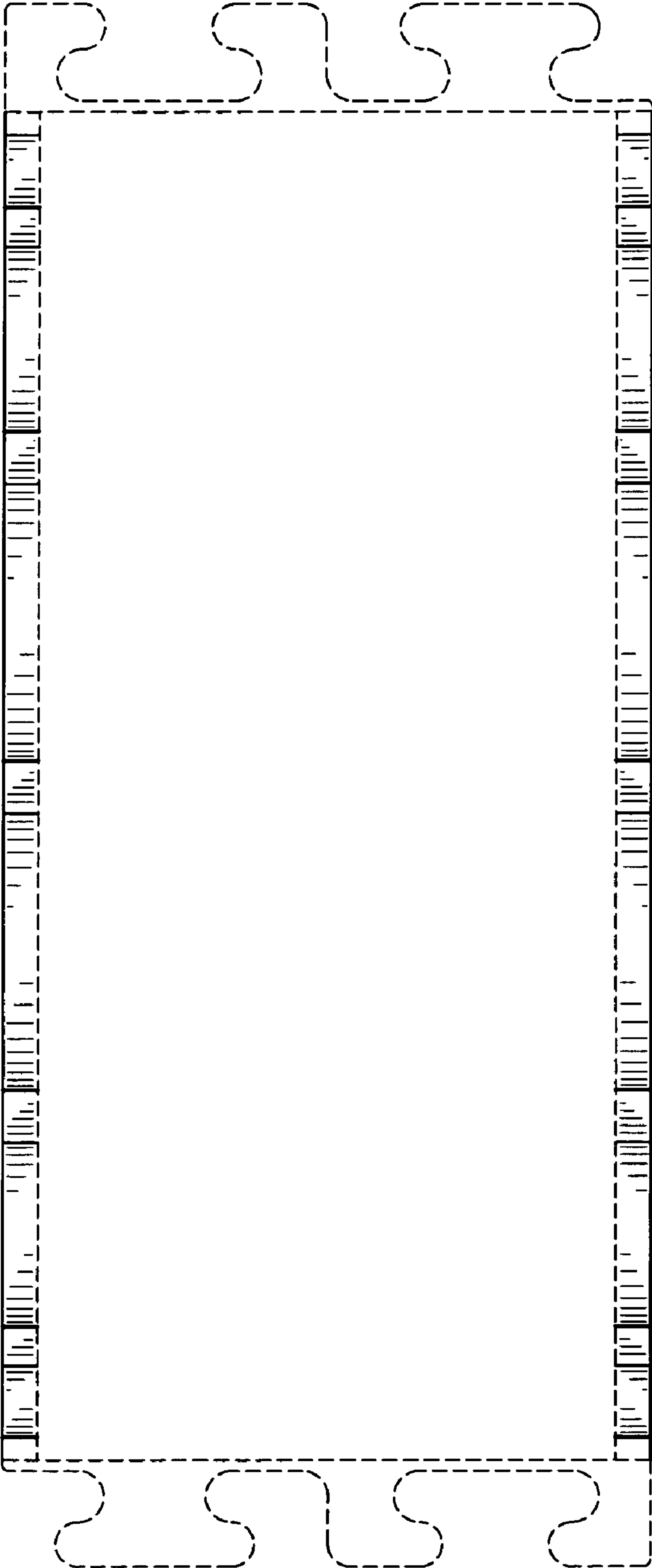


FIG. 5