



US00D567912S

(12) **United States Design Patent**
Juratovac et al.

(10) **Patent No.: US D567,912 S**

(45) **Date of Patent: ** Apr. 29, 2008**

(54) **FAUCET SPOUT**

(75) Inventors: **Diana Juratovac**, Columbus, OH (US);
Seth A. Fritz, Indianapolis, IN (US)

(73) Assignee: **Masco Corporation of Indiana**,
Indianapolis, IN (US)

(**) Term: **14 Years**

(21) Appl. No.: **29/279,999**

(22) Filed: **May 14, 2007**

(51) **LOC (8) Cl.** **23-01**

(52) **U.S. Cl.** **D23/255**

(58) **Field of Classification Search** D23/200,
D23/238-257; D6/512, 546, 550; D8/300,
D8/307-308, 310-312, 321; 4/675-678;
137/801; 16/110.1, 441

See application file for complete search history.

(56) **References Cited**

U.S. PATENT DOCUMENTS

D363,536 S	*	10/1995	Hill et al.	D23/255
D426,873 S	*	6/2000	Milrud et al.	D23/255
D429,799 S	*	8/2000	Spangler	D23/255
D438,602 S	*	3/2001	Milrud et al.	D23/255
D478,157 S	*	8/2003	Yegyayan	D23/255
D510,415 S	*	10/2005	Graves et al.	D23/255
D513,061 S	*	12/2005	Spangler	D23/238
D518,558 S	*	4/2006	Soriano	D23/255

D518,880 S	*	4/2006	Singtoroj	D23/255
D520,609 S	*	5/2006	Spangler	D23/255
D525,350 S	*	7/2006	Schaffeld et al.	D23/255
D532,867 S	*	11/2006	Lord	D23/238
D533,922 S	*	12/2006	Miao	D23/238

* cited by examiner

Primary Examiner—Robert A. Delehanty

Assistant Examiner—Mark Cavanna

(74) *Attorney, Agent, or Firm*—Leon E. Redman; Lloyd D. Doigan

(57) **CLAIM**

The ornamental design for a faucet spout, as shown and described.

DESCRIPTION

FIG. 1 is a front perspective view of a faucet spout showing our new design;

FIG. 2 is a right side elevational view thereof;

FIG. 3 is a left side elevational view thereof;

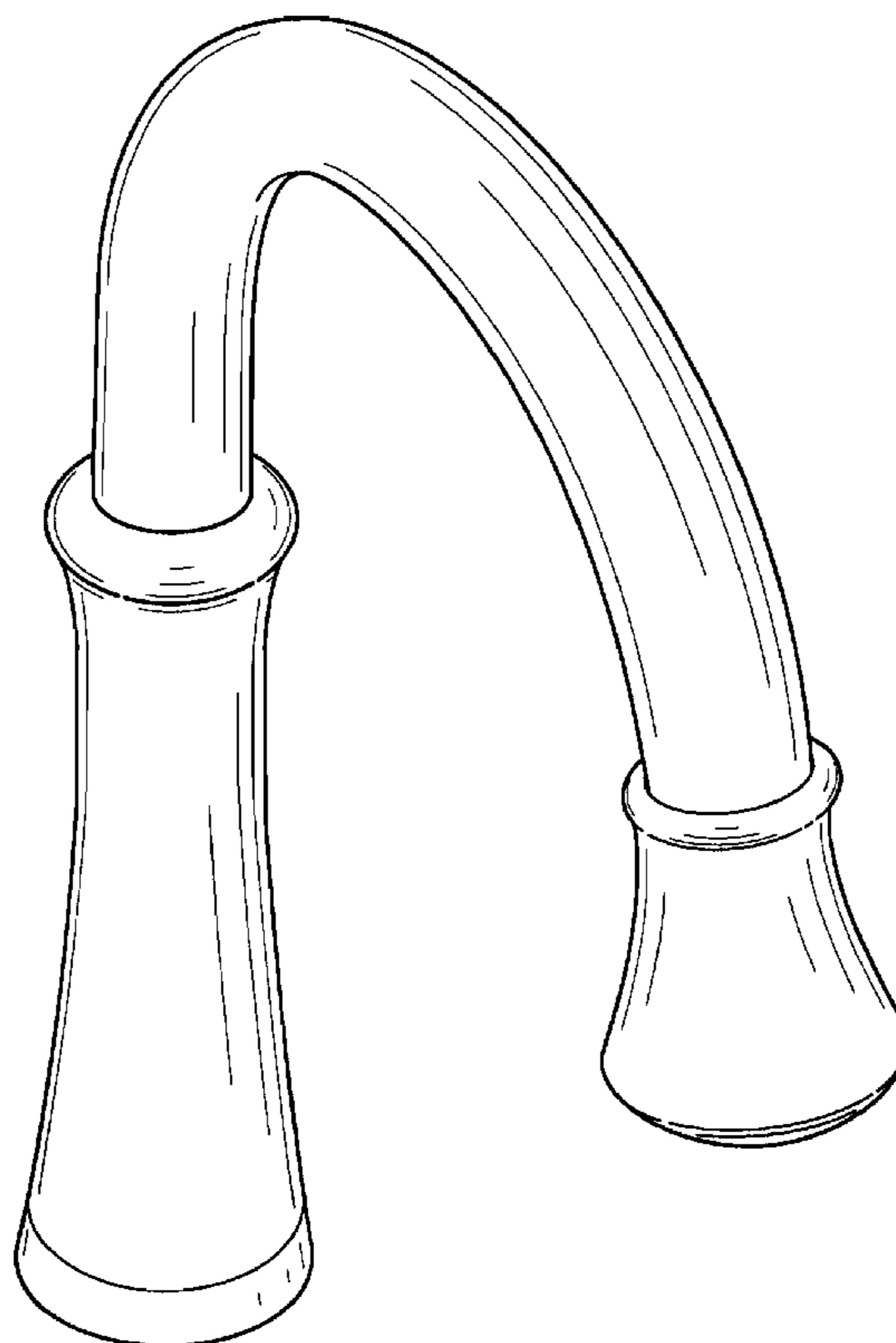
FIG. 4 is a top plan view thereof;

FIG. 5 is a front elevational view thereof; and,

FIG. 6 is a rear elevational view thereof.

The broken lines in the Figures are for illustrative purposes only and form no part of the claimed design.

1 Claim, 6 Drawing Sheets



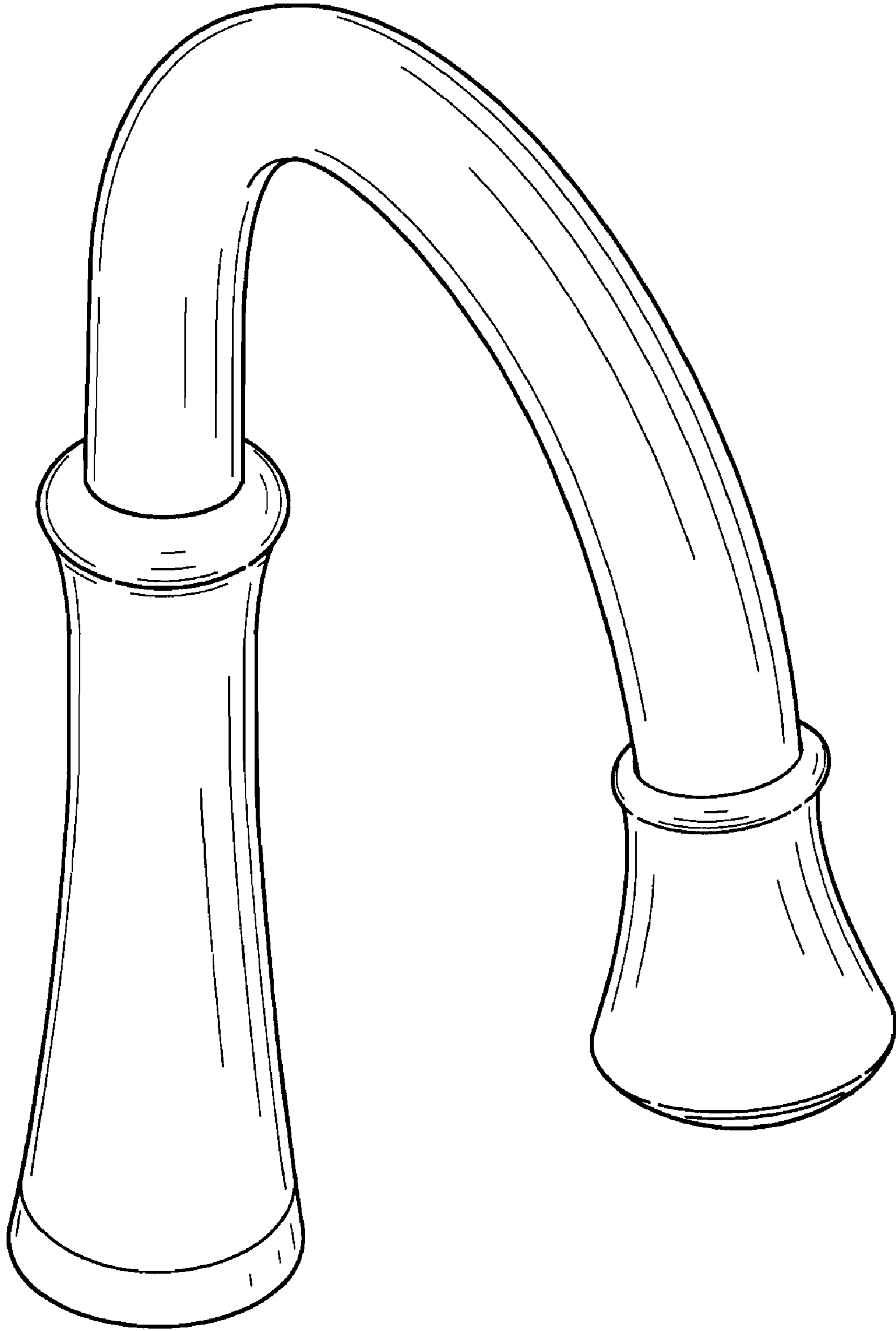


FIG. 1




FIG. 2




FIG. 3

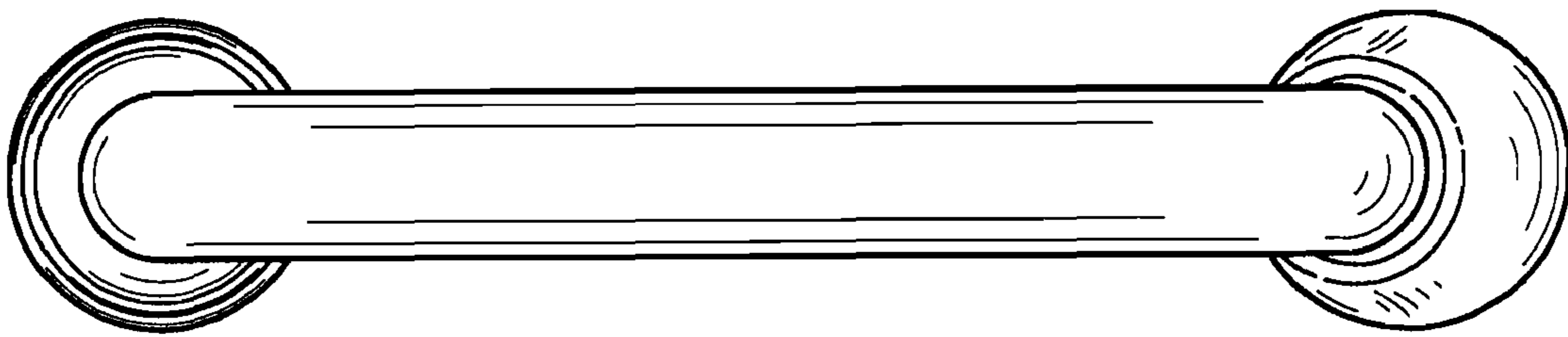


FIG. 4

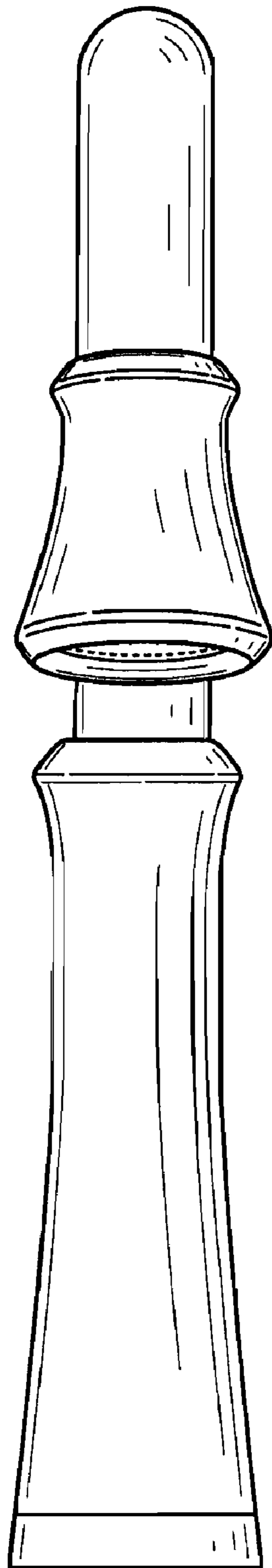


FIG. 5

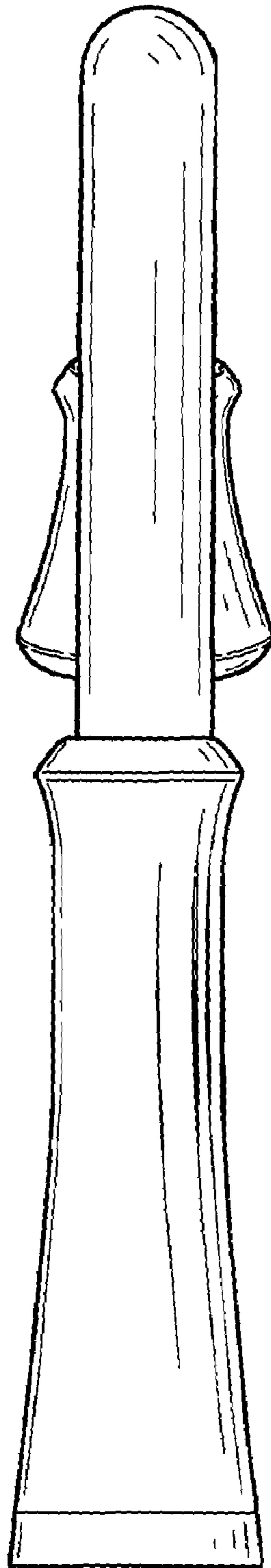


FIG. 6