



US00D567911S

(12) **United States Design Patent**
Fritz

(10) **Patent No.:** **US D567,911 S**

(45) **Date of Patent:** **** Apr. 29, 2008**

(54) **FAUCET SPOUT**

D398,963 S * 9/1998 Donahue et al. D23/255
D426,873 S * 6/2000 Milrud et al. D23/255

(75) Inventor: **Seth A. Fritz**, Indianapolis, IN (US)

* cited by examiner

(73) Assignee: **Masco Corporation of Indiana**,
Indianapolis, IN (US)

Primary Examiner—Robert A. Delehanty

Assistant Examiner—Mark Cavanna

(**) Term: **14 Years**

(74) *Attorney, Agent, or Firm*—Leon E. Redman; Lloyd D. Doigan

(21) Appl. No.: **29/279,998**

(57) **CLAIM**

(22) Filed: **May 14, 2007**

The ornamental design for a faucet spout, as shown and described.

(51) **LOC (8) Cl.** **23-01**

(52) **U.S. Cl.** **D23/255**

(58) **Field of Classification Search** D23/200,
D23/238–257; D6/512, 546, 550; D8/300,
D8/307–308, 310–312, 321; 4/675–678;
137/801; 16/110.1, 441

DESCRIPTION

See application file for complete search history.

FIG. 1 is a front perspective view of a faucet spout showing my new design;

FIG. 2 is a right side elevational view thereof, the left side being a mirror image;

FIG. 3 is a top plan view thereof;

FIG. 4 is a front elevational view thereof; and,

FIG. 5 is a rear elevational view thereof.

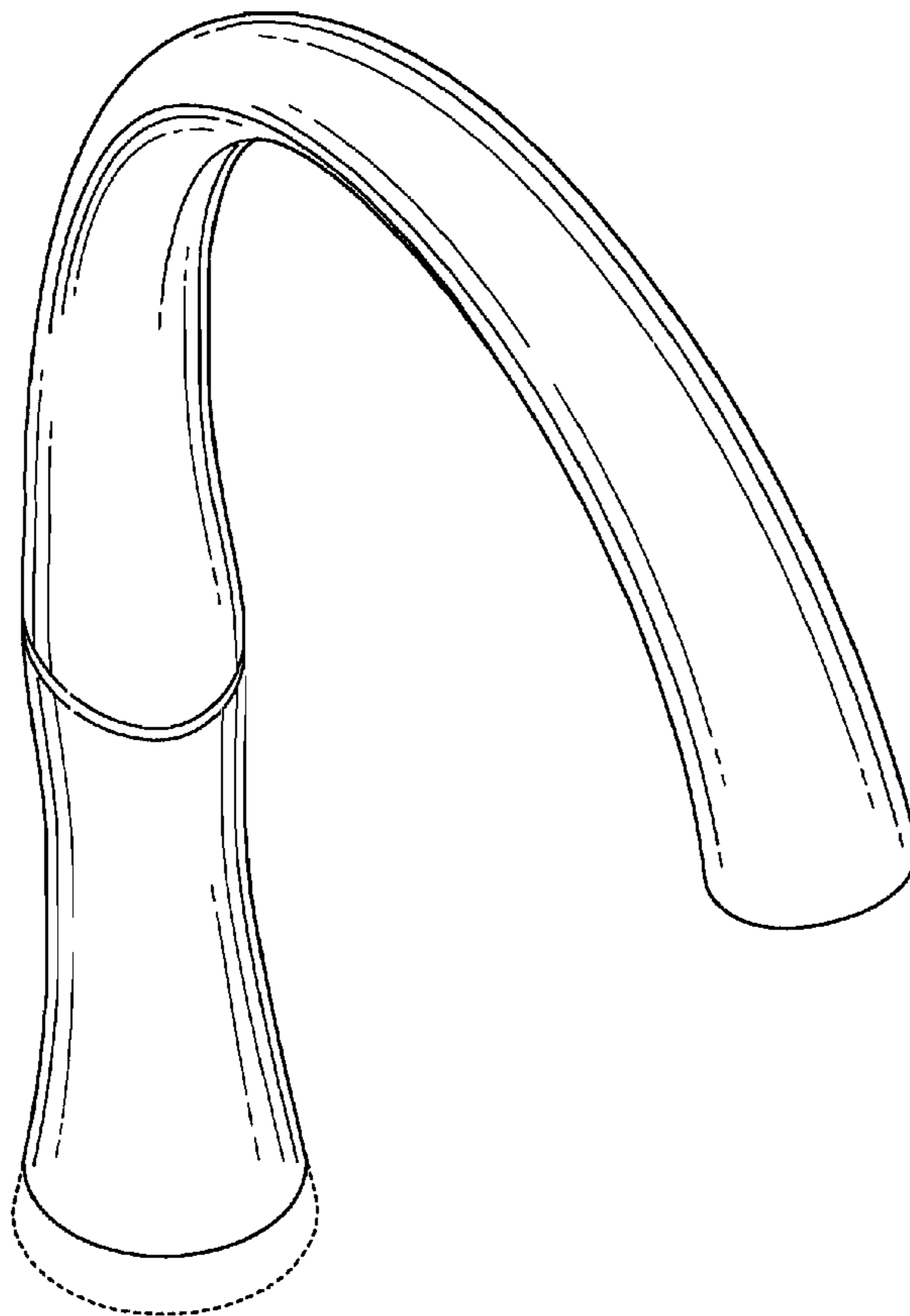
The broken lines in the Figures are for illustrative purposes only and form no part of the claimed design.

(56) **References Cited**

U.S. PATENT DOCUMENTS

D339,853 S * 9/1993 Higgins et al. D23/255
D364,218 S * 11/1995 Hill et al. D23/255
D364,219 S * 11/1995 Hill et al. D23/255
D364,220 S * 11/1995 Hill et al. D23/255
D367,701 S * 3/1996 Hill et al. D23/255
D367,920 S * 3/1996 Hill et al. D23/255

1 Claim, 4 Drawing Sheets



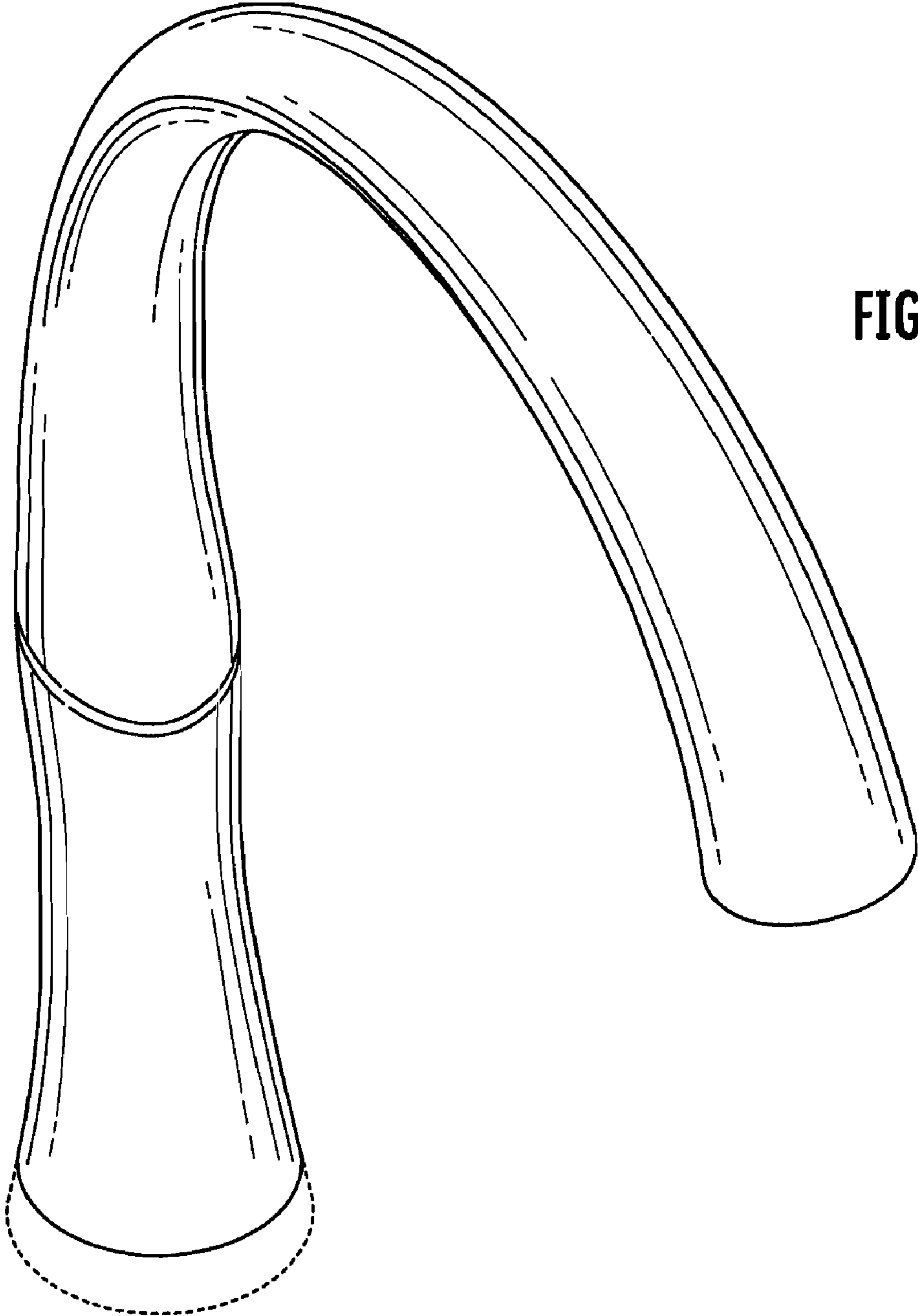


FIG. 1

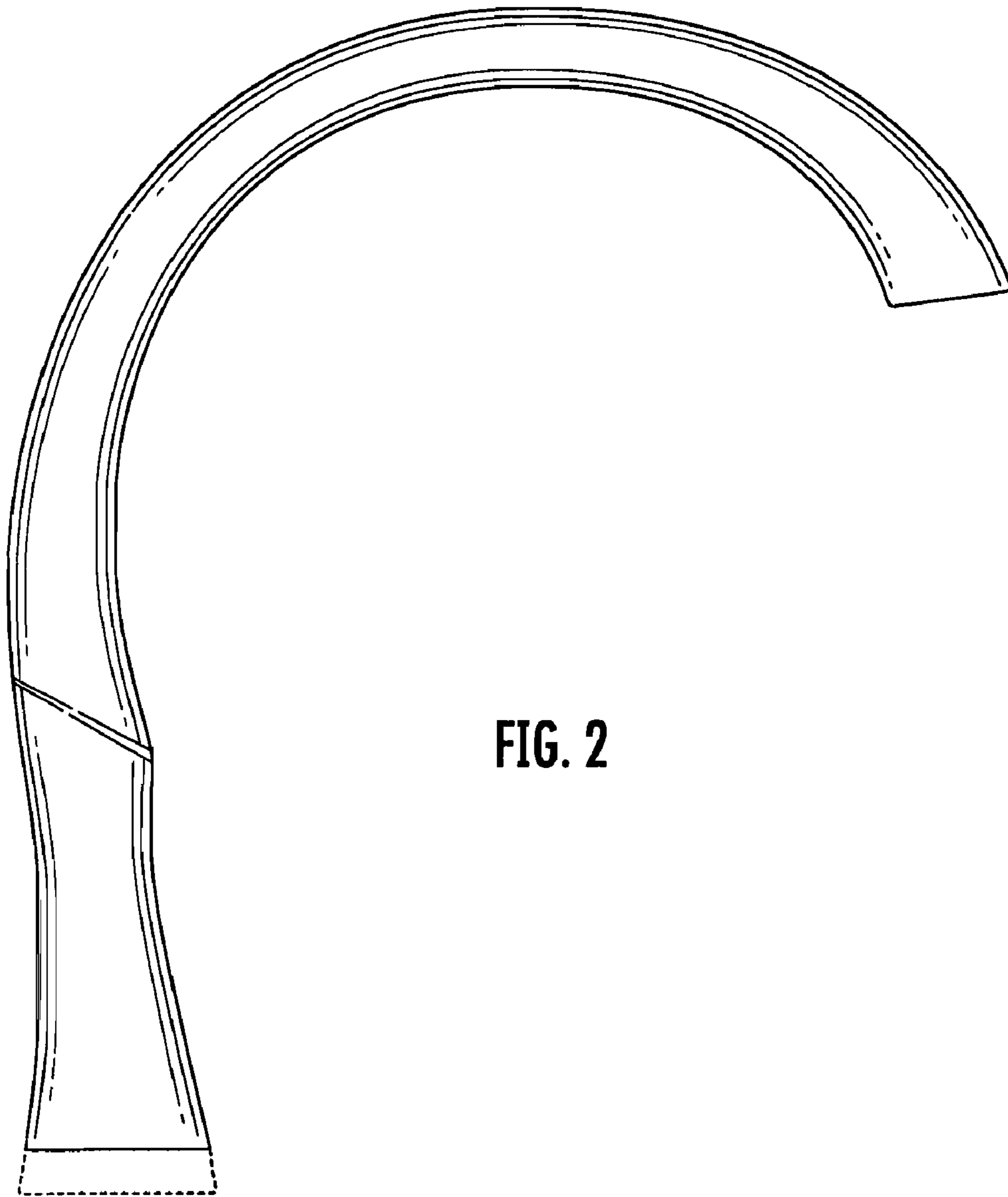


FIG. 2




FIG. 3

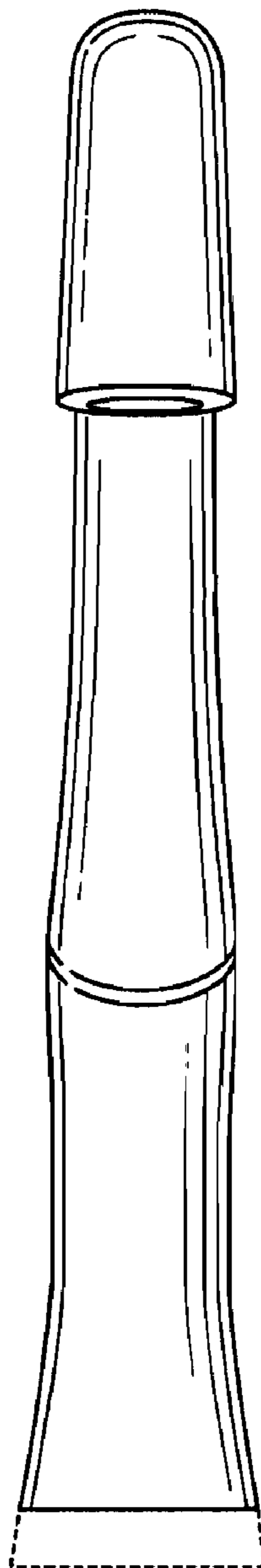


FIG. 4

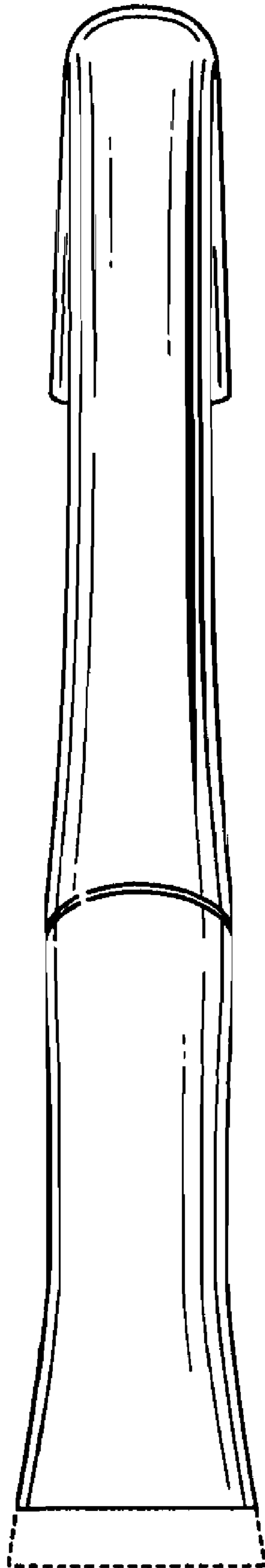


FIG. 5