



US00D567880S

(12) **United States Design Patent**  
**Baazov et al.**

(10) **Patent No.: US D567,880 S**

(45) **Date of Patent: \*\* \*Apr. 29, 2008**

(54) **POKER TABLE**

(75) Inventors: **David Baazov**, Dollard-Des-Ormeaux  
(CA); **Albert Jann**, Cote Saint Luc  
(CA)

(73) Assignee: **Amaya Gaming Group Inc.**,  
Mont-Royal (Québec) (CA)

(\*) Notice: This patent is subject to a terminal dis-  
claimer.

(\*\*) Term: **14 Years**

(21) Appl. No.: **29/262,887**

(22) Filed: **Jul. 13, 2006**

(51) **LOC (8) Cl.** ..... **21-01**

(52) **U.S. Cl.** ..... **D21/369**

(58) **Field of Classification Search** ..... D16/451,  
D16/486, 488, 511; D21/324, 329, 369–371,  
D21/385, 396–397; 273/138.1, 309; 463/11–13,  
463/25–26, 46–47

See application file for complete search history.

(56) **References Cited**

**U.S. PATENT DOCUMENTS**

1,900,513 A 3/1933 Lucien  
3,980,027 A \* 9/1976 Maes ..... D6/486  
D400,950 S 11/1998 Nally et al.  
D429,769 S \* 8/2000 Luciano et al. .... D21/333

6,095,524 A 8/2000 Richter et al.  
6,464,586 B1 \* 10/2002 Kamata et al. .... 463/46  
6,896,620 B1 \* 5/2005 Luciano et al. .... 463/46  
D512,466 S 12/2005 White et al.  
D547,386 S \* 7/2007 Skotarczak et al. .... D21/369  
D547,387 S \* 7/2007 Maguire et al. .... D21/369  
D548,801 S \* 8/2007 Groswirt ..... D21/369  
2006/0055114 A1 3/2006 White et al.  
2006/0068868 A1 \* 3/2006 Crawford et al. .... 463/13  
2006/0068871 A1 \* 3/2006 Crawford et al. .... 463/13

\* cited by examiner

*Primary Examiner*—Sandra L. Morris

(74) *Attorney, Agent, or Firm*—Equinox Protection; Franz  
Bonsang, Patent Agent

(57) **CLAIM**

The ornamental design for a poker table, as shown.

**DESCRIPTION**

FIG. 1 is a top perspective view of a poker table showing our  
new design;

FIG. 2 is a top plan view thereof;

FIG. 3 is a front elevational view thereof;

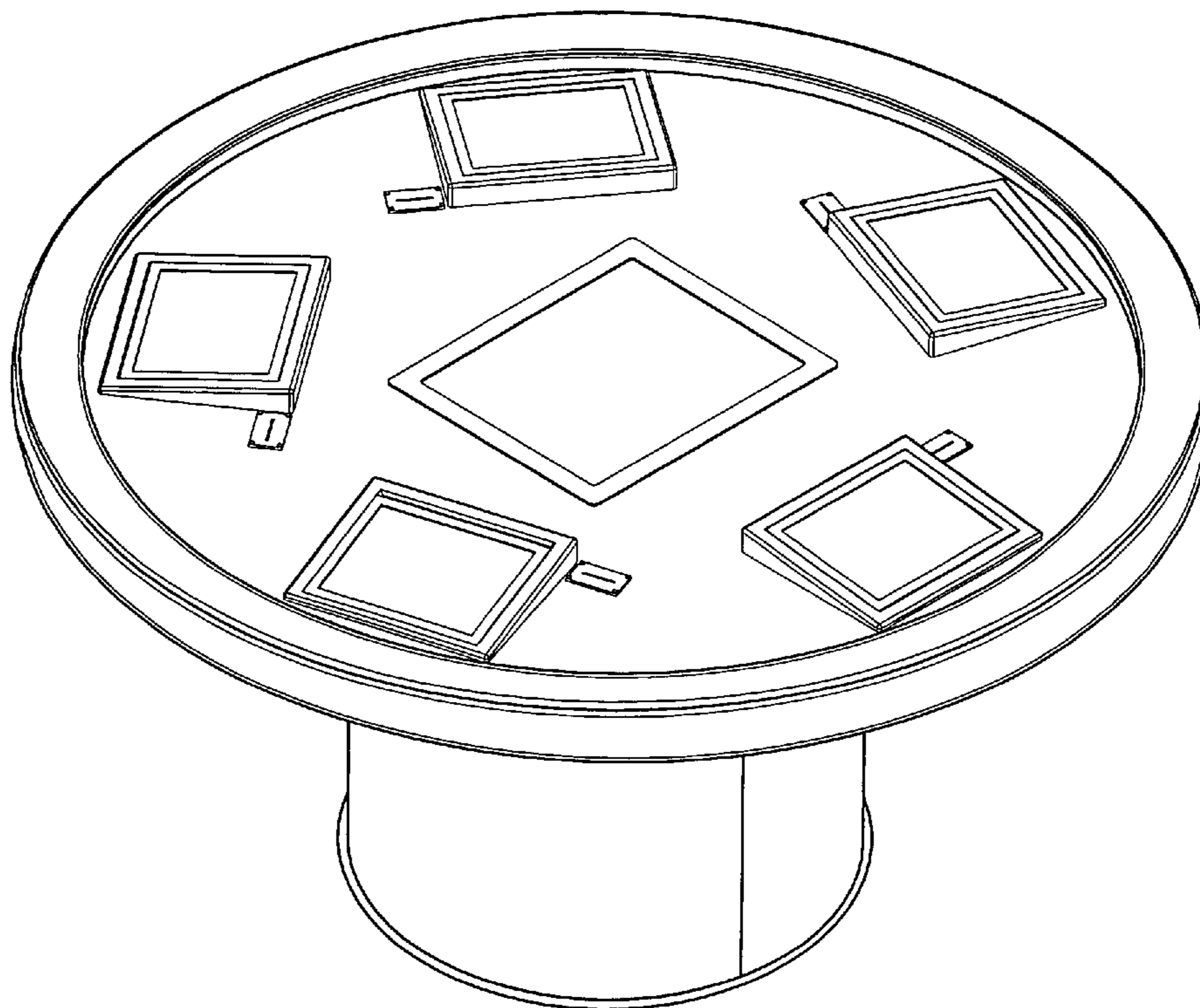
FIG. 4 is a bottom plan view thereof;

FIG. 5 is a left side elevational view thereof;

FIG. 6 is a right side elevational view thereof; and,

FIG. 7 is a rear elevational view thereof.

**1 Claim, 7 Drawing Sheets**



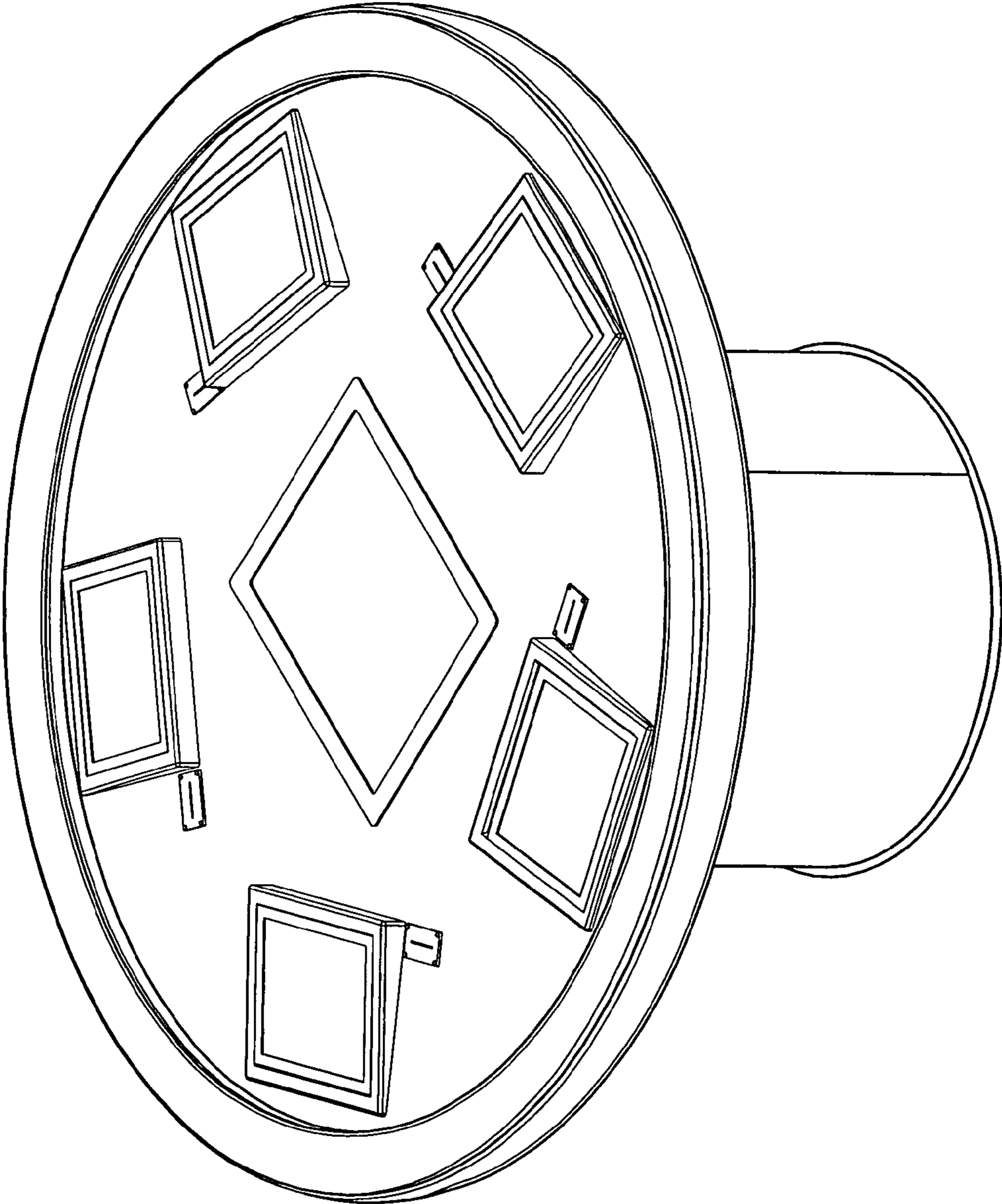


FIG.1




FIG.2




FIG.3

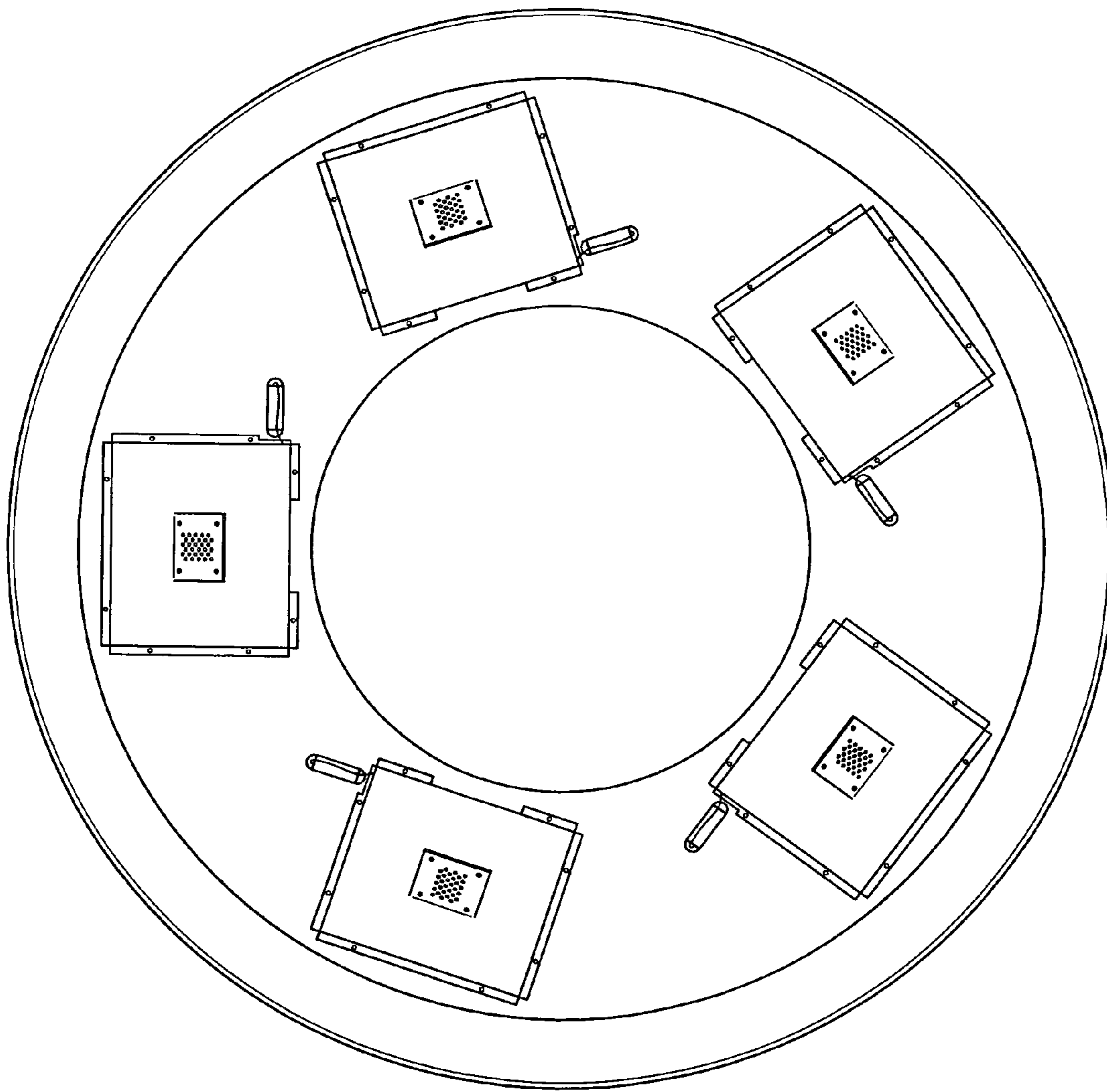


FIG.4




FIG.5

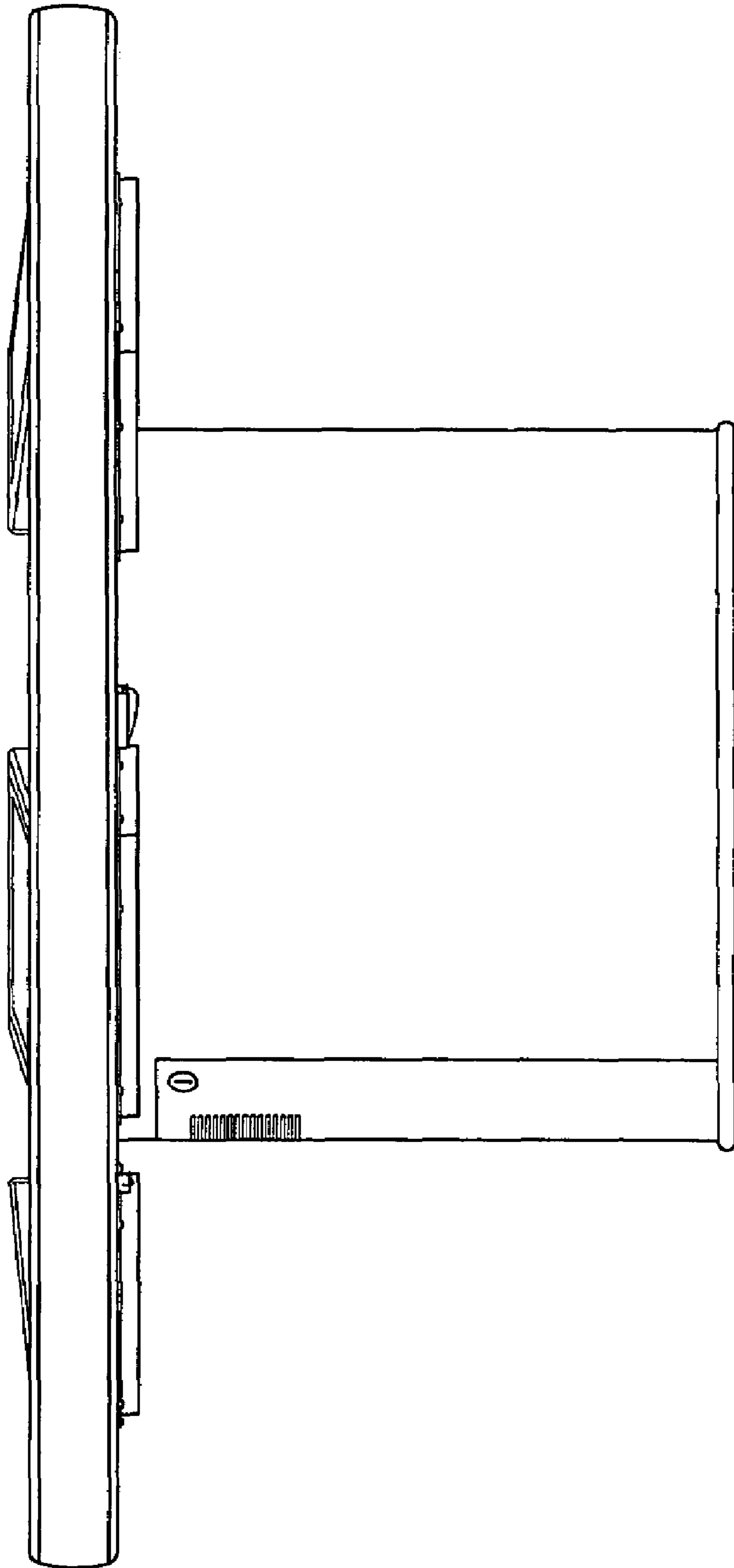


FIG. 6

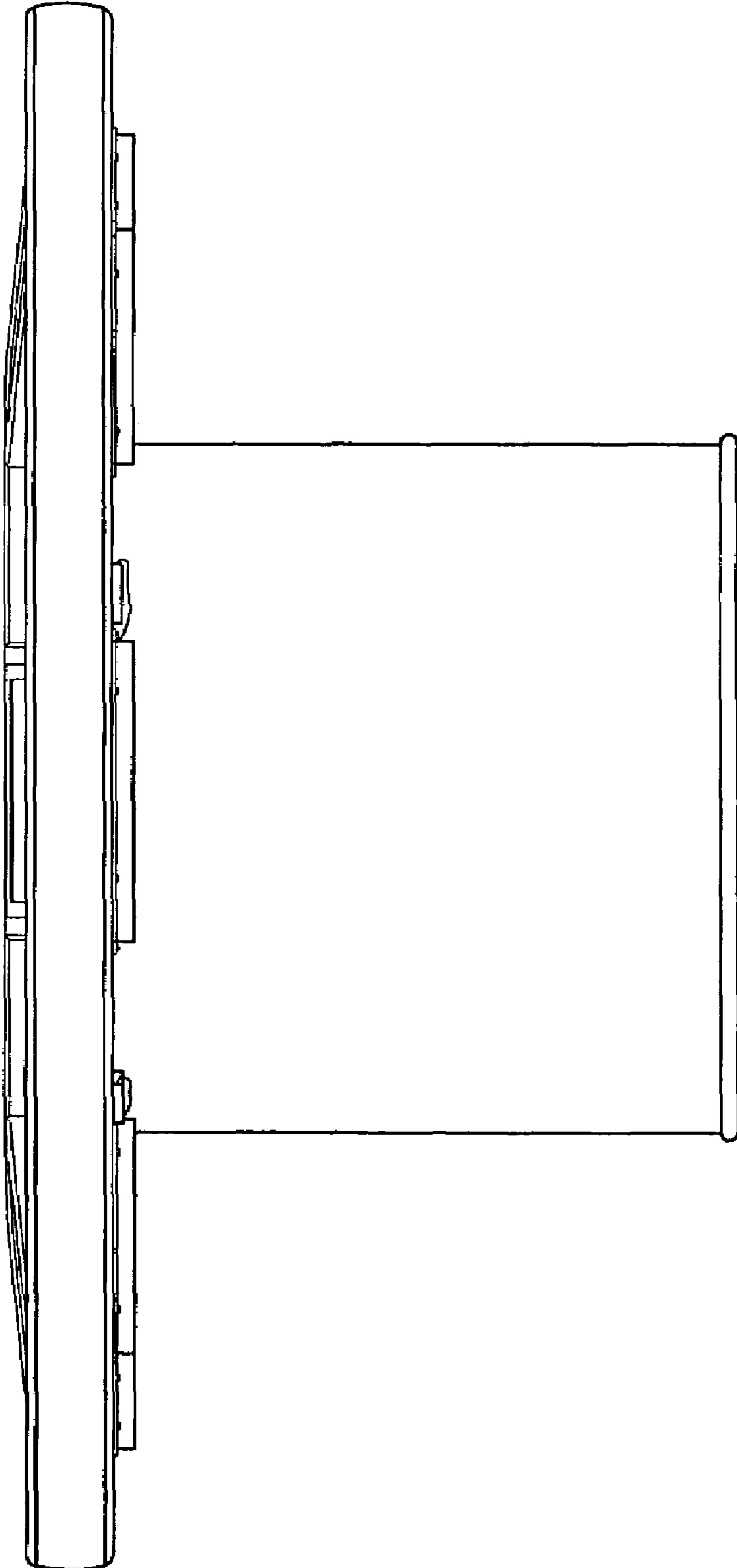


FIG. 7