



US00D567872S

(12) **United States Design Patent**  
**Stead**

(10) **Patent No.:** **US D567,872 S**

(45) **Date of Patent:** **\*\* Apr. 29, 2008**

(54) **ADVERTISING DEVICE**

(75) Inventor: **Paul Stead**, London (GB)

(73) Assignee: **Streetbroadcast, Ltd.**, Coventry (GB)

(\*\*) Term: **14 Years**

(21) Appl. No.: **29/278,994**

(22) Filed: **Apr. 17, 2007**

(30) **Foreign Application Priority Data**

Oct. 17, 2006 (EM) ..... 607452/0001-0006

(51) **LOC (8) Cl.** ..... **20-02**

(52) **U.S. Cl.** ..... **D20/10; D20/41**

(58) **Field of Classification Search** ..... D20/10,  
D20/17, 19, 21, 41, 43, 99; 40/1, 124.01,  
40/124.16, 538-540, 603-605, 606.01, 606.03,  
40/606.05, 606.08, 606.11, 606.12, 606.16,  
40/606.19, 607.1, 611.01, 611.06, 611.07,  
40/611.1, 618, 620; 283/56, 81; 211/85.31,  
211/107; D19/86; D16/130; D6/414; 223/68;  
220/628; D26/105, 128

See application file for complete search history.

(56) **References Cited**

**U.S. PATENT DOCUMENTS**

2,217,514 A \* 10/1940 Henry ..... 220/628  
2,509,397 A \* 5/1950 Paige ..... 40/539  
2,879,928 A \* 3/1959 Stoddard ..... 223/68  
D195,569 S \* 7/1963 Gleitsman ..... D6/414  
D312,262 S \* 11/1990 Allon ..... D16/130

5,833,080 A \* 11/1998 Donne ..... 211/85.31  
D404,072 S \* 1/1999 Ford et al. .... D19/86  
D417,894 S \* 12/1999 Herbst ..... D20/41  
D467,976 S \* 12/2002 Herbst ..... D20/41  
D509,317 S \* 9/2005 Orfield et al. .... D26/128

\* cited by examiner

*Primary Examiner*—Caron D. Veynar

*Assistant Examiner*—Mary Ann Calabrese

(74) *Attorney, Agent, or Firm*—Luedeka, Neely & Graham,  
PC

(57) **CLAIM**

The ornamental design for an advertising device, as shown.

**DESCRIPTION**

FIG. 1 is a front perspective view of the advertising device of my new design;

FIG. 2 is a right side view of the advertising device of my new design;

FIG. 3 is a left side view of the advertising device of my new design;

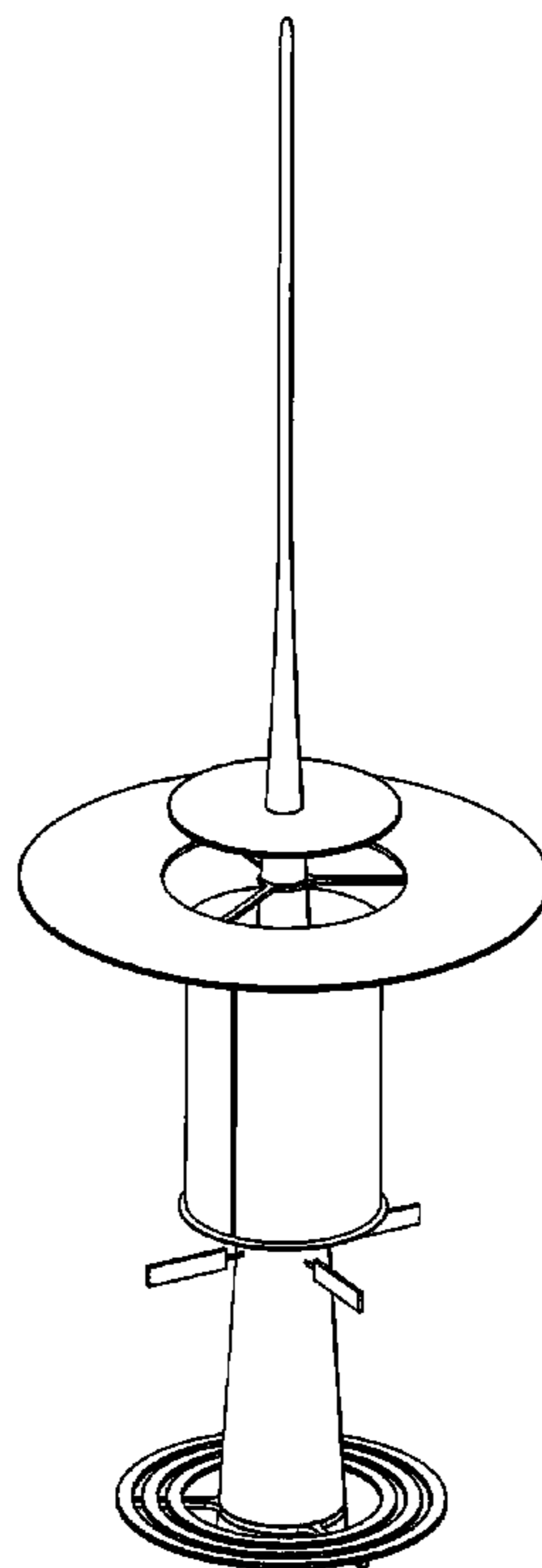
FIG. 4 is a front end view of the advertising device of my new design;

FIG. 5 is a rear end view of the advertising device of my new design;

FIG. 6 is a top view of the advertising device of my new design; and,

FIG. 7 is a bottom view of the advertising device of my new design.

**1 Claim, 4 Drawing Sheets**



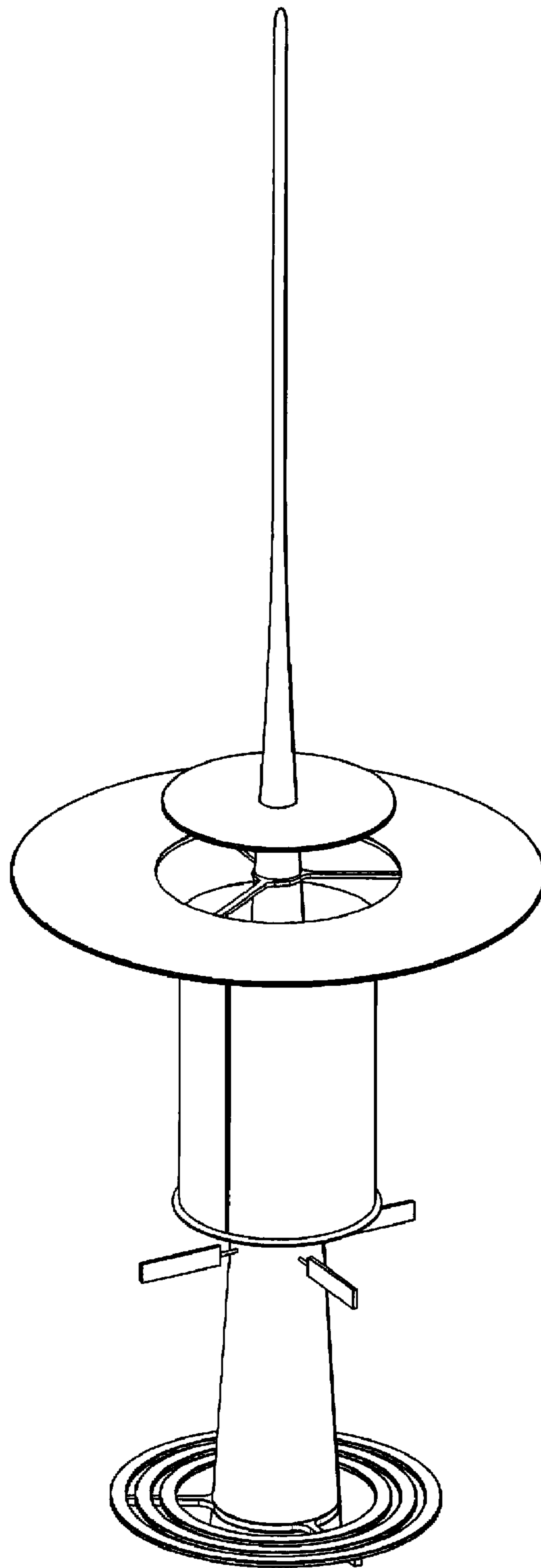


FIG. 1

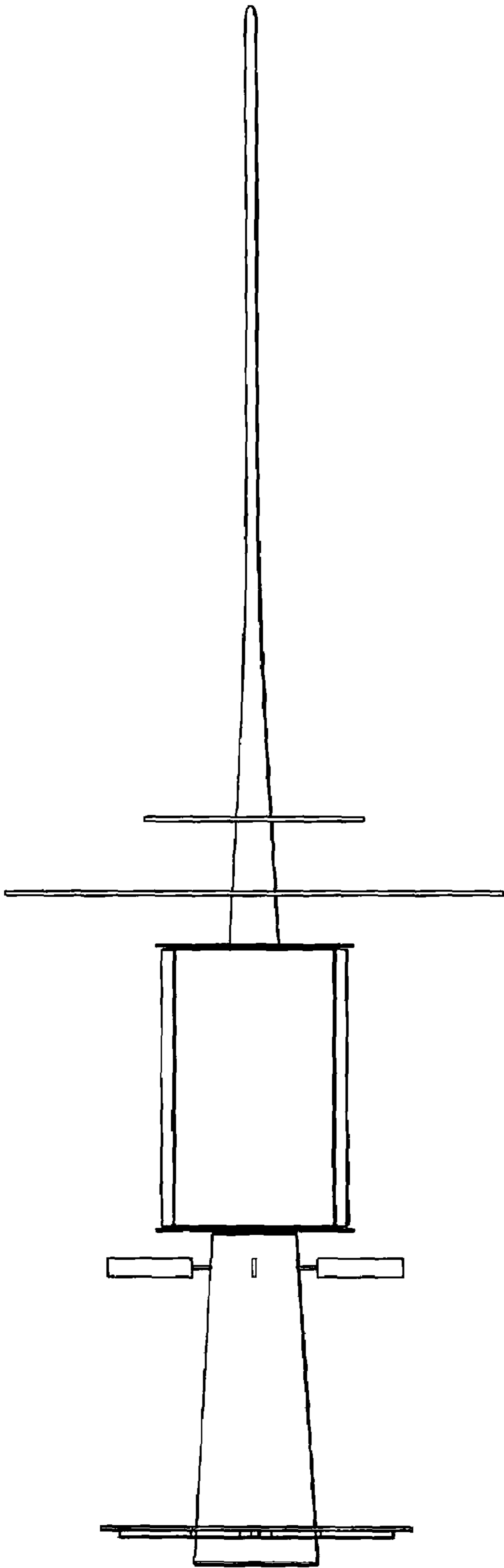


FIG. 2

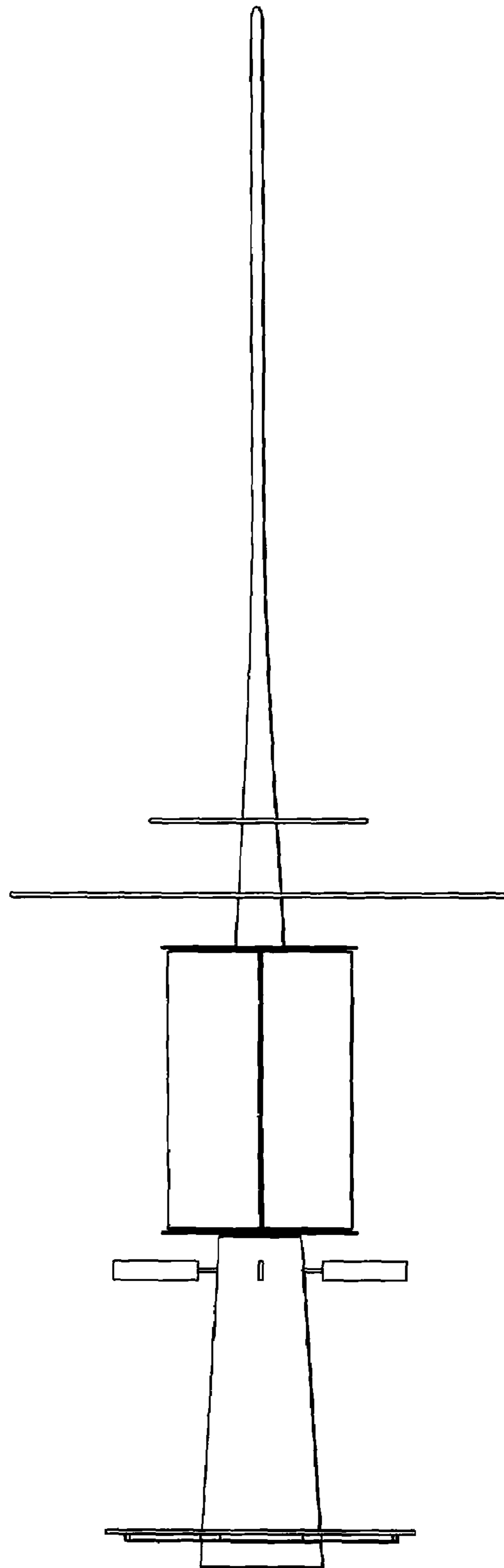


FIG. 3

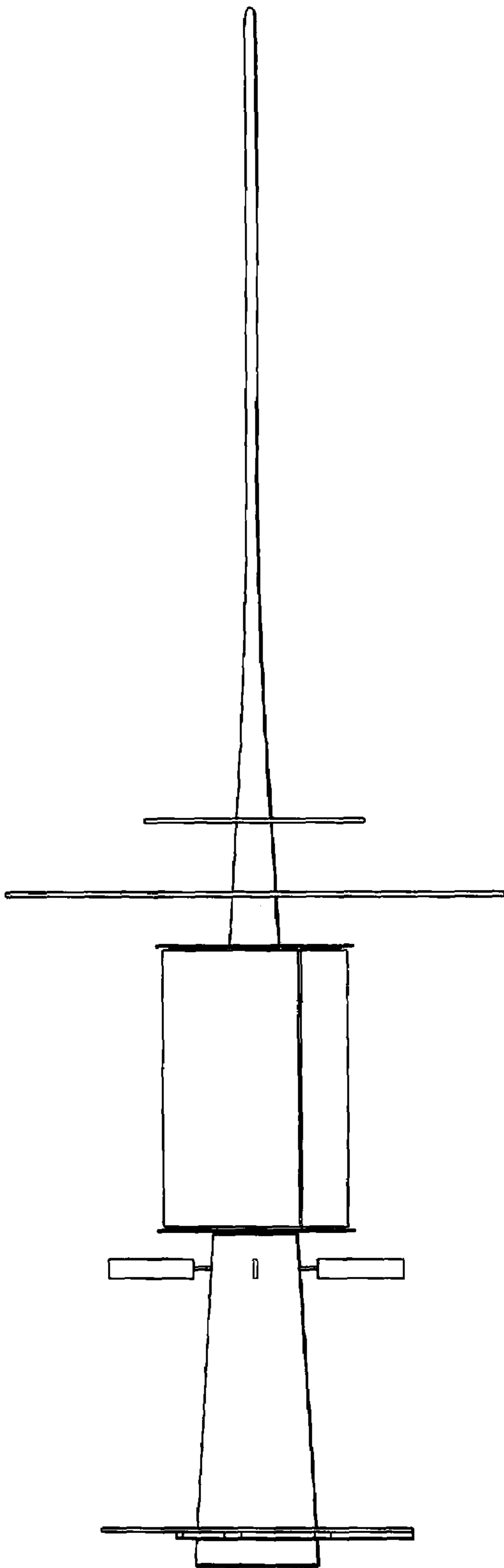


FIG. 4

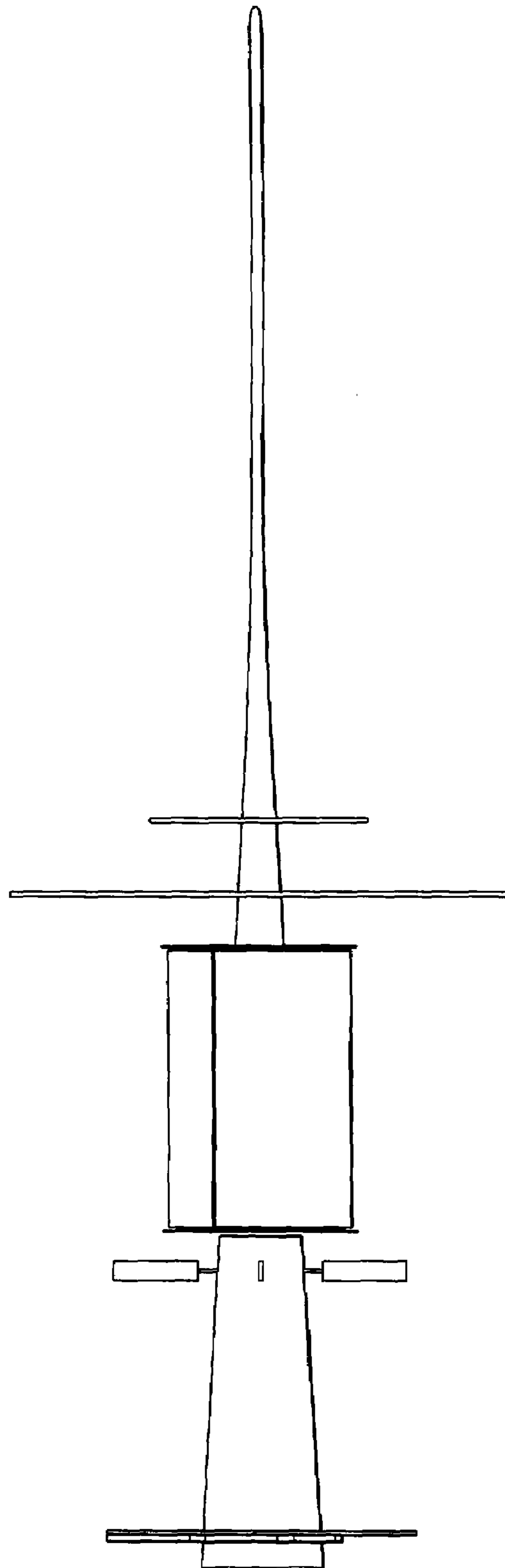


FIG. 5

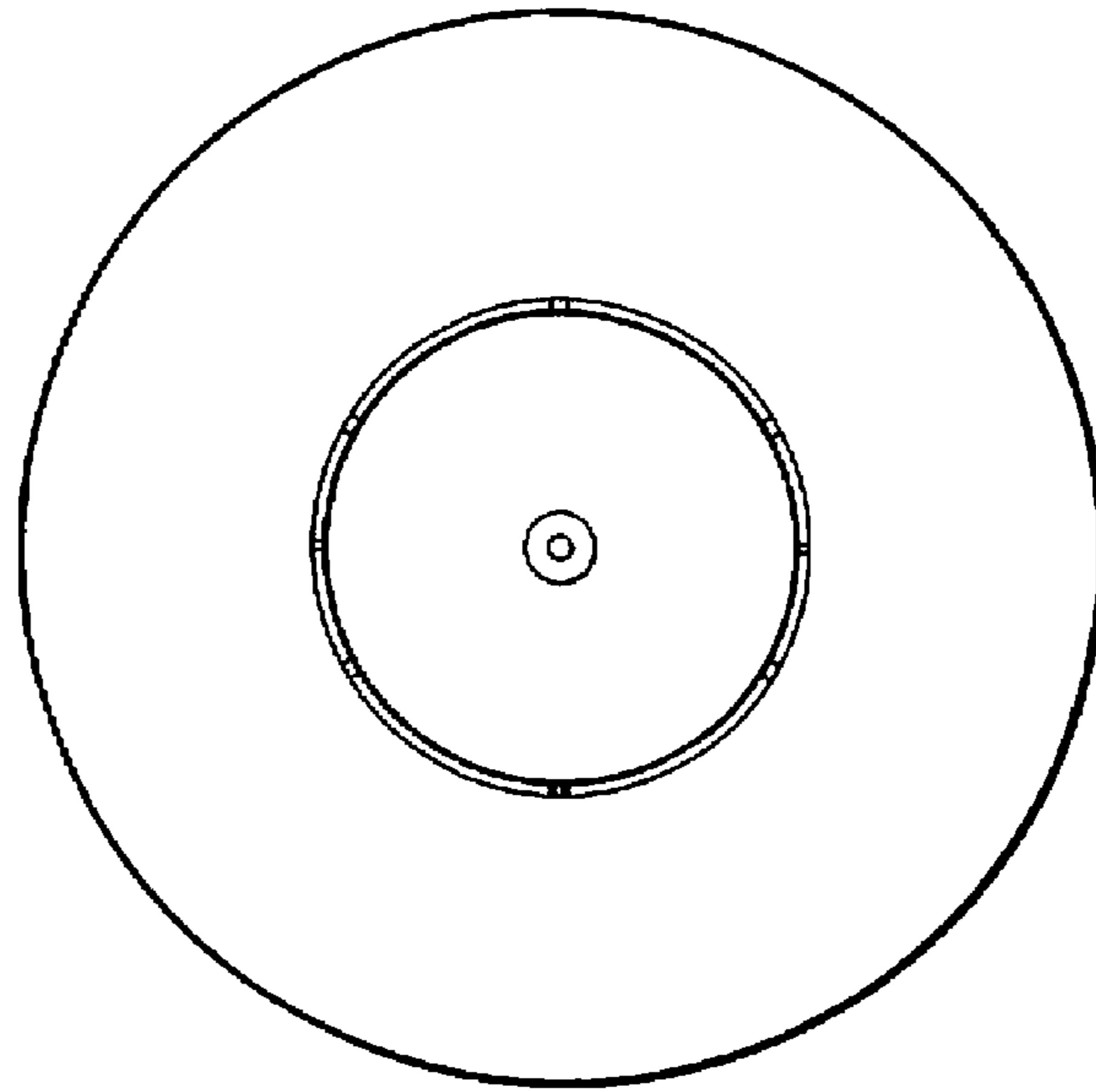


FIG. 6

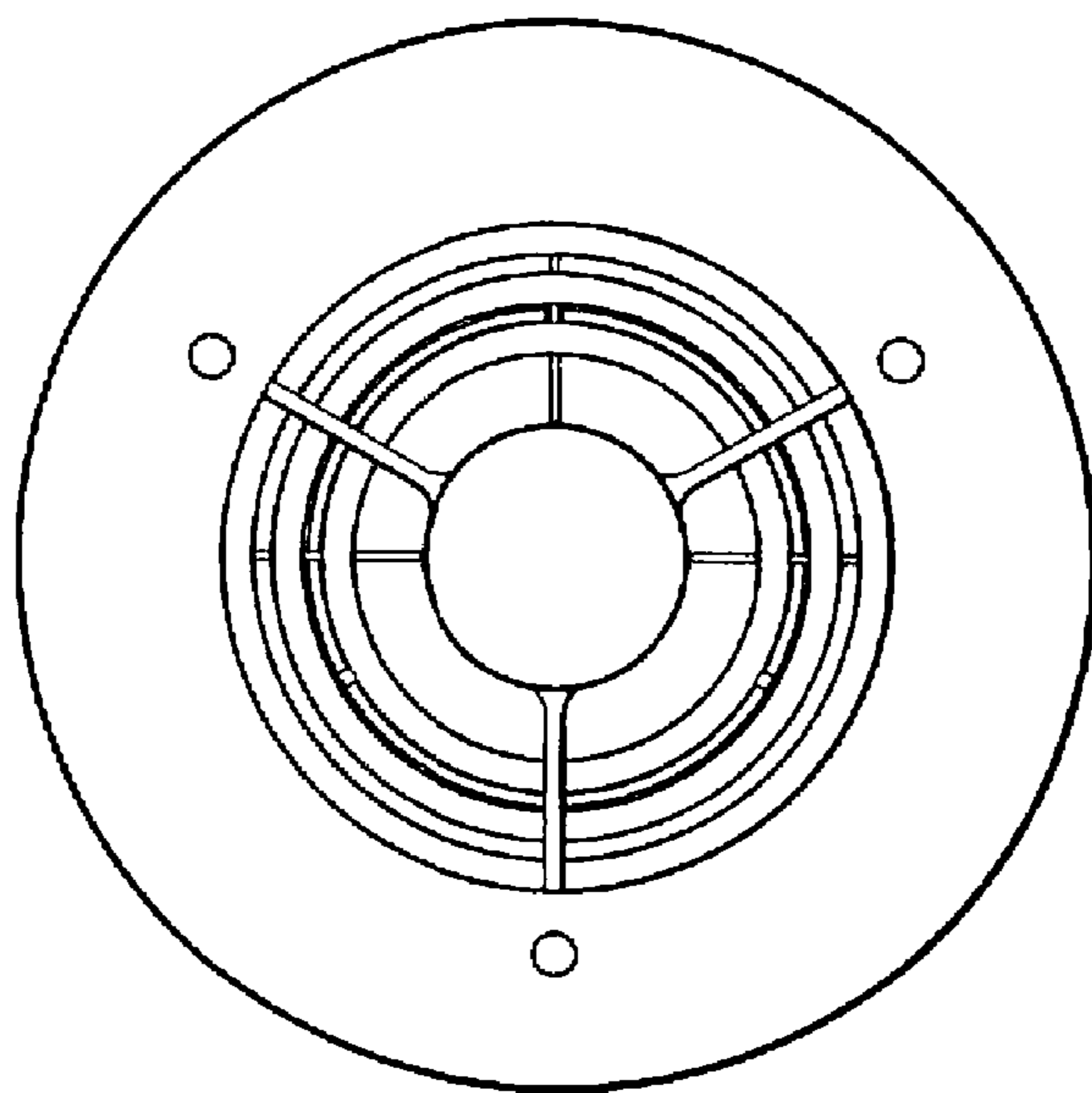


FIG. 7