

US00D567857S

(12) **United States Design Patent**
Qiu et al.

(10) **Patent No.:** **US D567,857 S**
(45) **Date of Patent:** **** Apr. 29, 2008**

- (54) **PEN**
- (75) Inventors: **Zhiming Qiu**, Ningbo (CN); **Debin Wei**, Ningbo (CN)
- (73) Assignee: **Beifa Group Co., Ltd.**, Ningbo (CN)
- (**) Term: **14 Years**
- (21) Appl. No.: **29/275,679**
- (22) Filed: **Jan. 3, 2007**
- (30) **Foreign Application Priority Data**
Jul. 4, 2006 (CN) 2006 3 0122770
- (51) **LOC (8) Cl.** **19-06**
- (52) **U.S. Cl.** **D19/50**
- (58) **Field of Classification Search** D19/35,
D19/36, 41-51, 53-57; 24/11 R, 11 F, 11 P;
401/52, 99, 100, 104, 105, 106, 107, 108,
401/109, 192, 195, 196
See application file for complete search history.

(56) **References Cited**

U.S. PATENT DOCUMENTS

- D398,494 S * 9/1998 Bickford et al. D8/47
- D423,577 S 4/2000 Baudino
- D441,015 S 4/2001 Izushima
- D474,809 S 5/2003 Willat
- D485,576 S 1/2004 Burden
- D489,403 S 5/2004 Lin
- D490,108 S * 5/2004 Moon D19/50
- D490,465 S 5/2004 Qiu
- D490,850 S * 6/2004 Carls et al. D19/51
- D492,348 S 6/2004 Qiu
- D492,349 S 6/2004 Qiu
- D498,260 S 11/2004 Burden

- 6,860,667 B2 3/2005 Dowst
- D506,503 S 6/2005 Qiu
- D506,506 S 6/2005 Qiu
- D508,081 S * 8/2005 Qiu D19/50
- D536,034 S * 1/2007 Penno D19/51

FOREIGN PATENT DOCUMENTS

DE DM/061124 * 8/2002

OTHER PUBLICATIONS

- Qiu, Z., U.S. Appl. No. 11/170,713, filed Jun. 28, 2005.
- Qiu, Z., U.S. Appl. No. 29/231,157, filed Jun. 1, 2005.
- Qiu, Z., U.S. Appl. No. 29/231,155, filed Jun. 1, 2005.
- Qiu, Z., U.S. Appl. No. 29/248,553, filed Aug. 21, 2006.

* cited by examiner

Primary Examiner—Elizabeth A. Albert

(74) *Attorney, Agent, or Firm*—Christensen O'Connor Johnson Kindness PLLC

(57) **CLAIM**

The ornamental design for a pen, as shown and described.

DESCRIPTION

FIG. 1 is a front left perspective view of a pen showing our new design;

FIG. 2 is a rear right perspective view thereof;

FIG. 3 is a left side elevation view thereof;

FIG. 4 is a top plan view thereof;

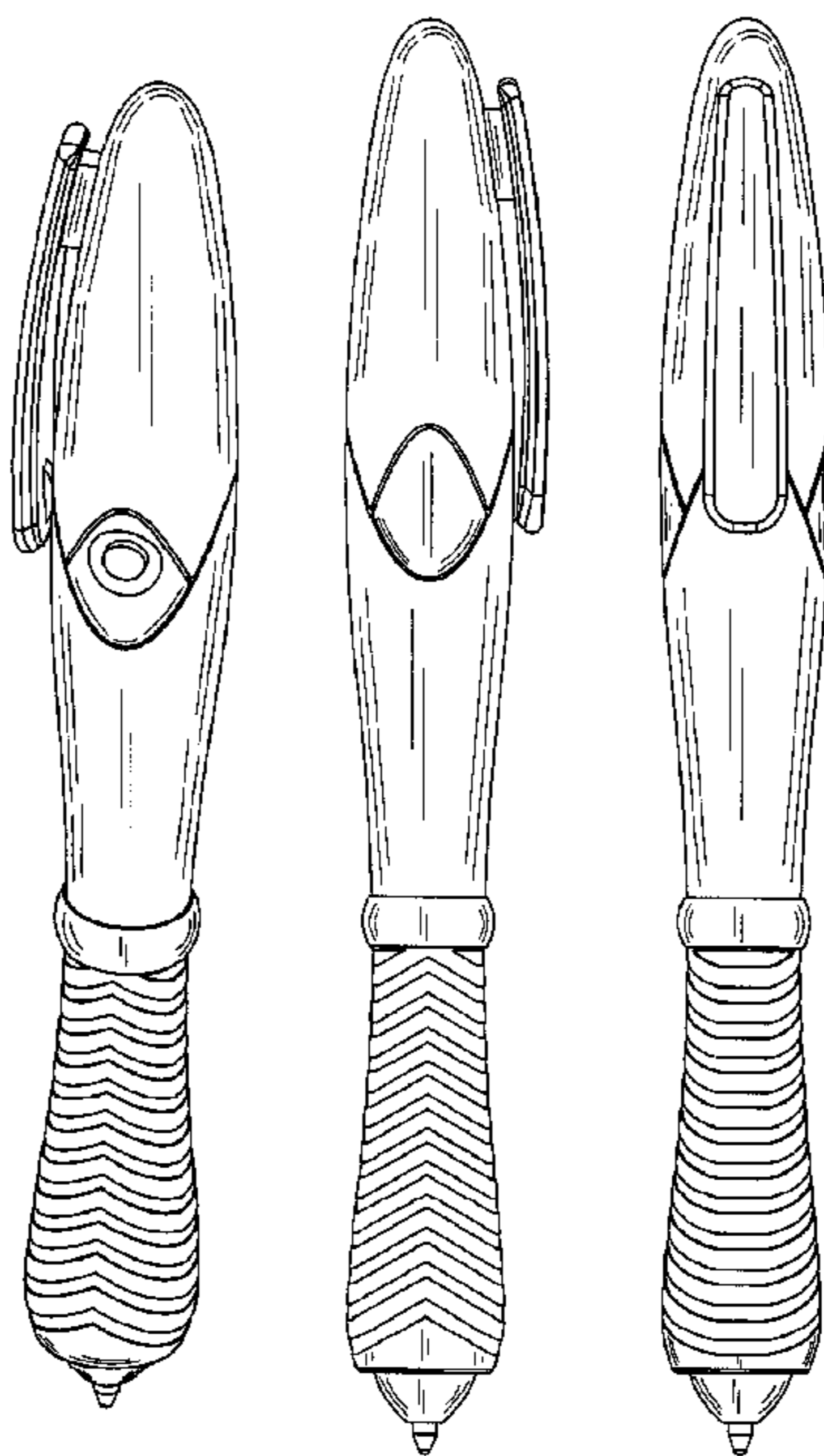
FIG. 5 is a front elevation view thereof;

FIG. 6 is a right side elevation view thereof;

FIG. 7 is a bottom plan view thereof; and,

FIG. 8 is a rear elevation view thereof.

1 Claim, 3 Drawing Sheets



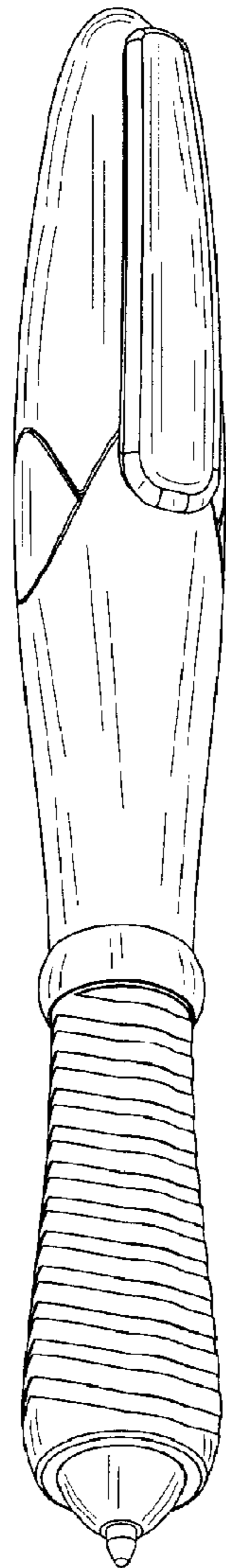


Fig. 1.

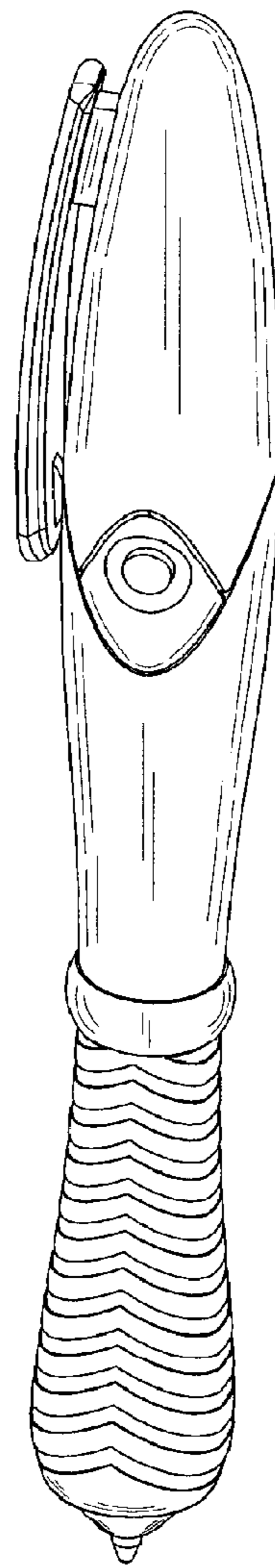


Fig. 2.

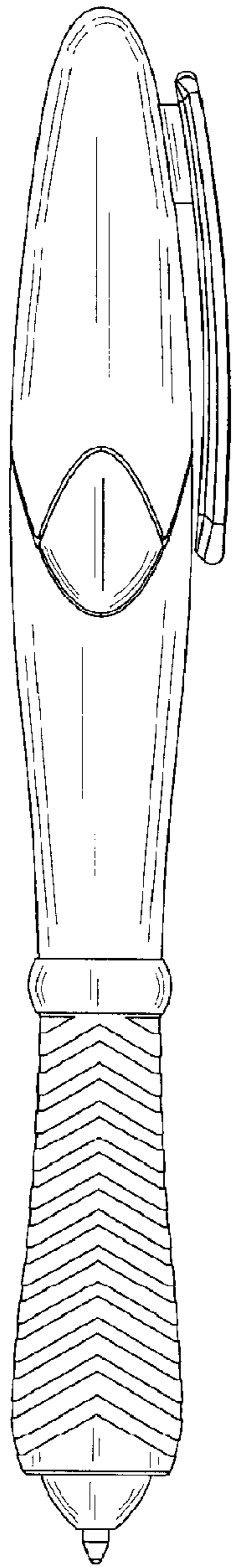


Fig. 3.

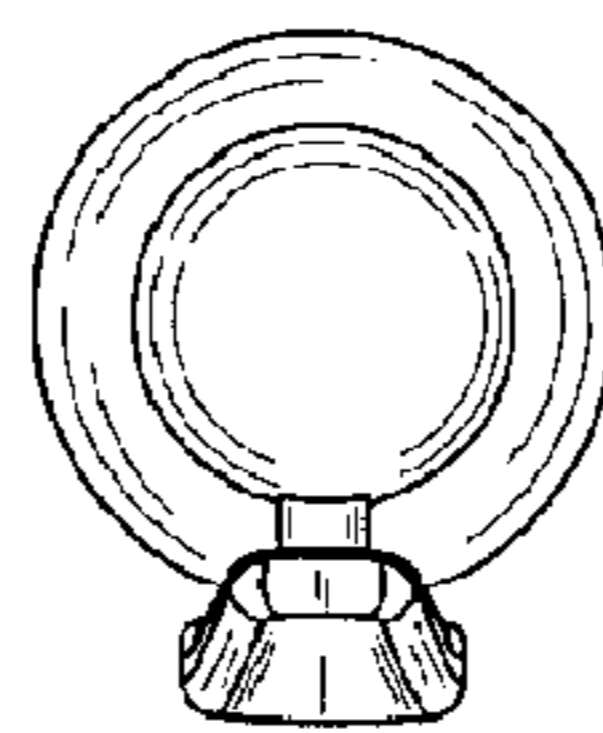


Fig. 4.

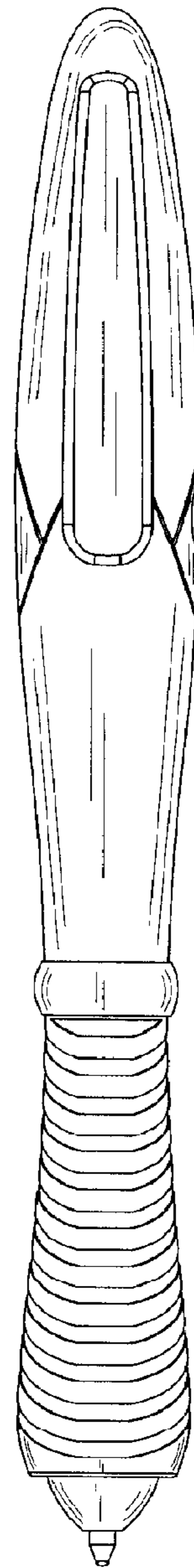


Fig. 5.

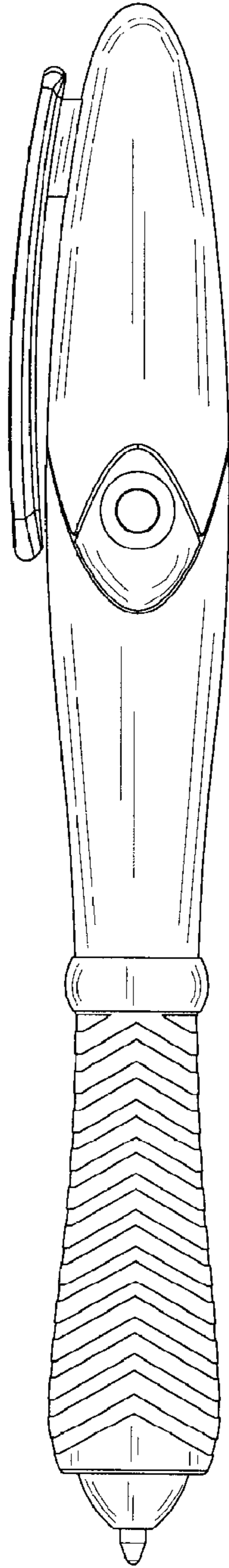


Fig. 6.

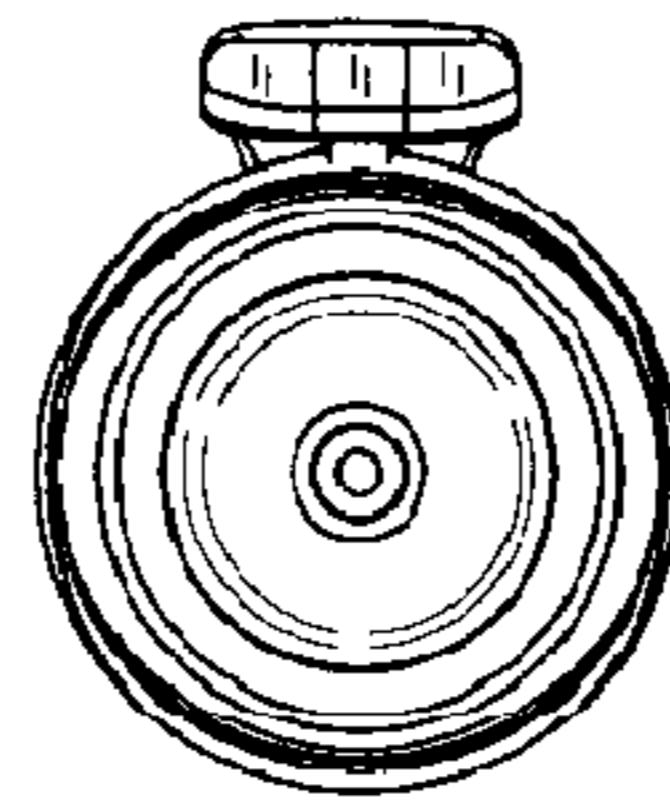


Fig. 7.

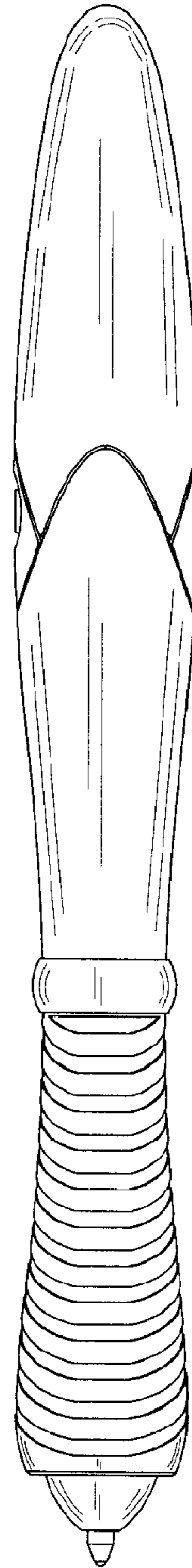


Fig. 8.

UNITED STATES PATENT AND TRADEMARK OFFICE
CERTIFICATE OF CORRECTION

PATENT NO. : Des. 567,857 S
APPLICATION NO. : 29/275679
DATED : April 29, 2008
INVENTOR(S) : Z. Qiu et al.

Page 1 of 1

It is certified that error appears in the above-identified patent and that said Letters Patent is hereby corrected as shown below:

Title Page
COLUMN

LINE

ERROR

(30)
Pg. 1, col. 1

Foreign
Appln.
Priority
Data

“2006 3 0122770” should read
--2006 3 0122770.X--

Signed and Sealed this

Sixteenth Day of September, 2008



JON W. DUDAS

Director of the United States Patent and Trademark Office