



US00D567856S

(12) **United States Design Patent**
Loesel

(10) **Patent No.:** **US D567,856 S**

(45) **Date of Patent:** **** *Apr. 29, 2008**

(54) **BALLPOINT PEN**

(75) Inventor: **Helmut Loesel**, Brensbach (DE)

(73) Assignee: **Ritter-Pen GmbH** (DE)

(*) Notice: This patent is subject to a terminal disclaimer.

(**) Term: **14 Years**

(21) Appl. No.: **29/255,059**

(22) Filed: **Mar. 3, 2006**

(30) **Foreign Application Priority Data**

Oct. 12, 2005 (DE) 4 05 05 248

(51) **LOC (8) Cl.** **19-06**

(52) **U.S. Cl.** **D19/50**

(58) **Field of Classification Search** D19/35,
D19/36, 41-51, 53-57; 24/11 R, 11 F, 11 P;
401/52, 99, 100, 104, 105, 106, 107, 108,
401/109, 192, 195, 196
See application file for complete search history.

(56) **References Cited**

U.S. PATENT DOCUMENTS

D319,844 S *	9/1991	Grotsch et al.	D19/48
D319,845 S *	9/1991	Grotsch et al.	D19/48
D395,674 S *	6/1998	Boix Gacia	D19/51
D409,659 S *	5/1999	Hasegawa	D19/51
D447,174 S *	8/2001	Kamiyama	D19/43

D456,845 S *	5/2002	Rommel	D19/49
D485,574 S *	1/2004	Keil	D19/50
D485,575 S *	1/2004	Lovell	D19/51
D490,851 S *	6/2004	Losel	D19/51
D494,218 S *	8/2004	Anand	D19/51
D498,496 S *	11/2004	Volk	D19/54
D500,522 S *	1/2005	Rommel	D19/51
D508,264 S *	8/2005	Losel	D19/50
D538,853 S *	3/2007	Losel	D19/51
D539,348 S *	3/2007	Hamilton et al.	D19/50
D540,387 S *	4/2007	Losel	D19/51
D541,343 S *	4/2007	Losel	D19/51

* cited by examiner

Primary Examiner—Elizabeth A. Albert

(74) *Attorney, Agent, or Firm*—Smith, Gambrell & Russell

(57) **CLAIM**

The ornamental design for a ballpoint pen, as shown and described.

DESCRIPTION

FIG. 1 is a front view of a ballpoint pen of the present invention;

FIG. 2 is a rear view thereof;

FIG. 3 is a left side view thereof;

FIG. 4 is a right side view thereof;

FIG. 5 is a top plan view thereof; and,

FIG. 6 is a bottom view thereof.

1 Claim, 2 Drawing Sheets

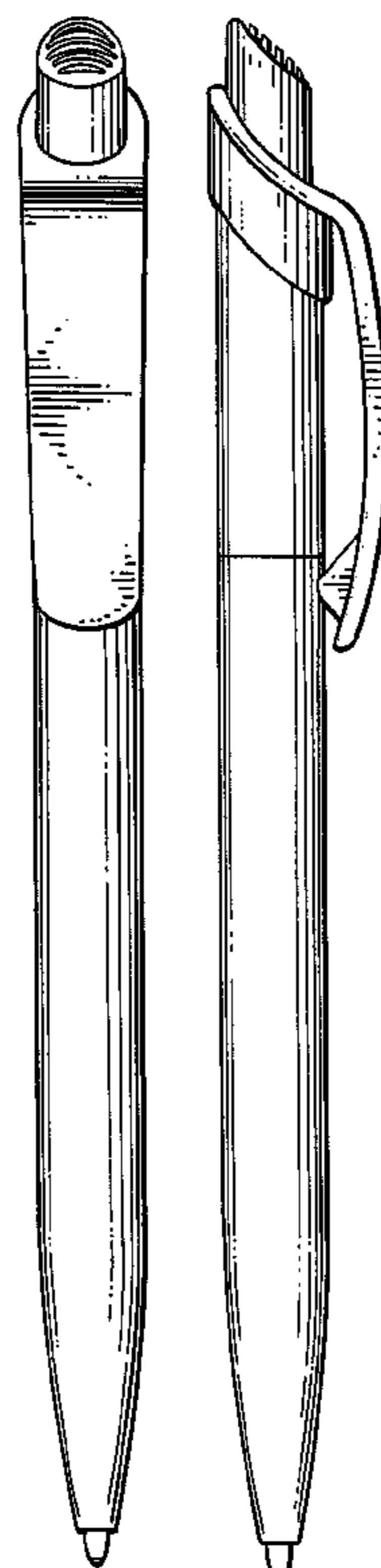


FIG. 1

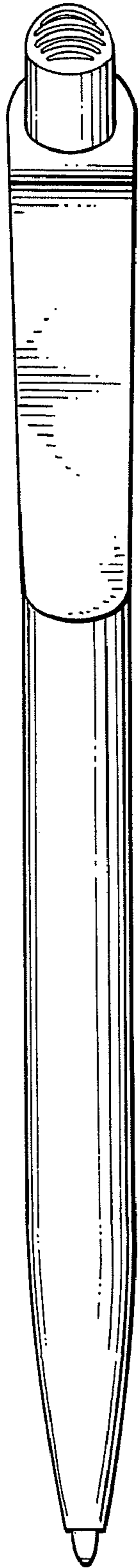


FIG. 2




FIG. 3




FIG. 4

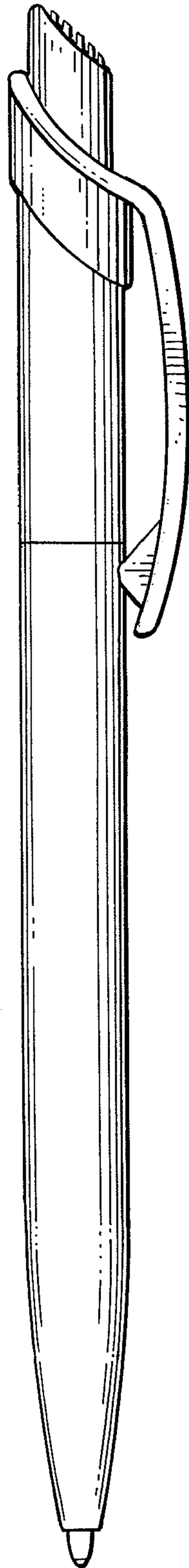


FIG. 5

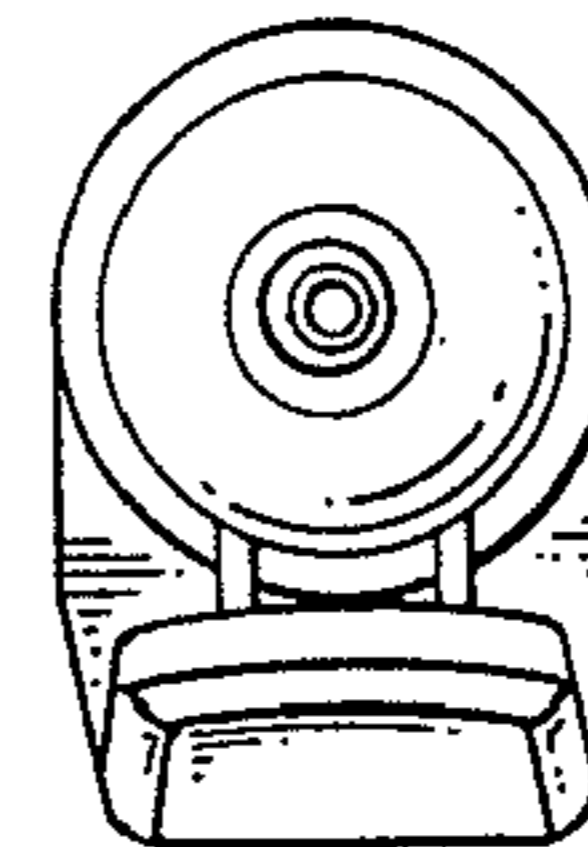
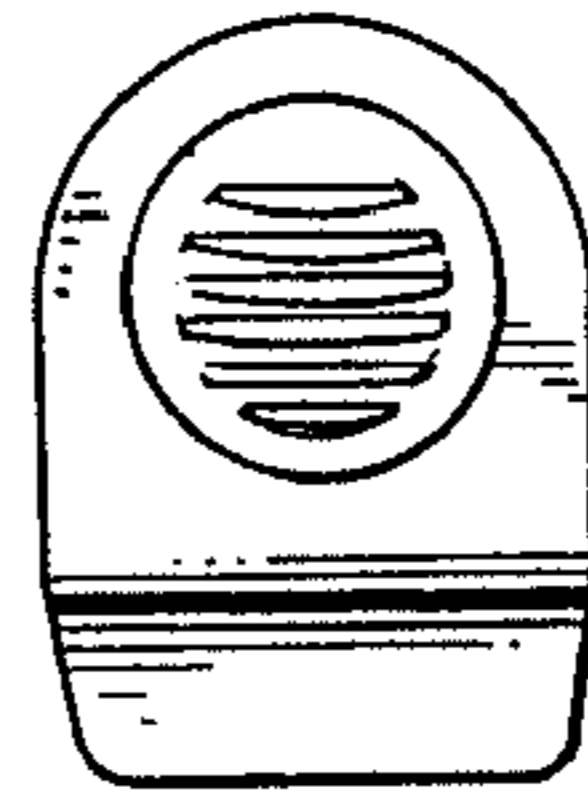


FIG. 6