

US00D567855S

(12) **United States Design Patent**
Rolion et al.

(10) **Patent No.:** **US D567,855 S**
(45) **Date of Patent:** **** Apr. 29, 2008**

(54) **WRITING INSTRUMENT**

(75) Inventors: **Franck Rolion**, Belloy-En-France (FR);
Franck Vadenne, Bezons (FR)

(73) Assignee: **Societe BIC**, Clichy Cedex (FR)

(**) Term: **14 Years**

(21) Appl. No.: **29/250,238**

(22) Filed: **Nov. 7, 2006**

(30) **Foreign Application Priority Data**

May 8, 2006 (EM) 000526843-0001

(51) **LOC (8) Cl.** **19-06**

(52) **U.S. Cl.** **D19/50**

(58) **Field of Classification Search** D19/35,
D19/36, 41-51, 53-57; 24/11 R, 11 F, 11 P;
401/52, 99, 100, 104, 105, 106, 107, 108,
401/109, 192, 195, 196

See application file for complete search history.

(56) **References Cited**

U.S. PATENT DOCUMENTS

2,855,898 A * 10/1958 Dyson 401/292
D395,674 S * 6/1998 Boix Gacia D19/51
D464,676 S * 10/2002 Leo et al. D19/55

D498,261 S * 11/2004 Hamilton et al. D19/51
D499,142 S * 11/2004 Morrow D19/50
D501,882 S * 2/2005 Hamilton et al. D19/51
D539,348 S * 3/2007 Hamilton et al. D19/50
D541,344 S * 4/2007 Hamilton et al. D19/50
D541,862 S * 5/2007 Koch D19/51

* cited by examiner

Primary Examiner—Elizabeth A. Albert

(74) *Attorney, Agent, or Firm*—The H.T. Than Law Group

(57) **CLAIM**

The ornamental design for a writing instrument, as shown and described.

DESCRIPTION

FIG. 1 is a front, right perspective view of a writing instrument according to the present invention;

FIG. 2 is a front elevational view thereof;

FIG. 3 is a back elevational view thereof;

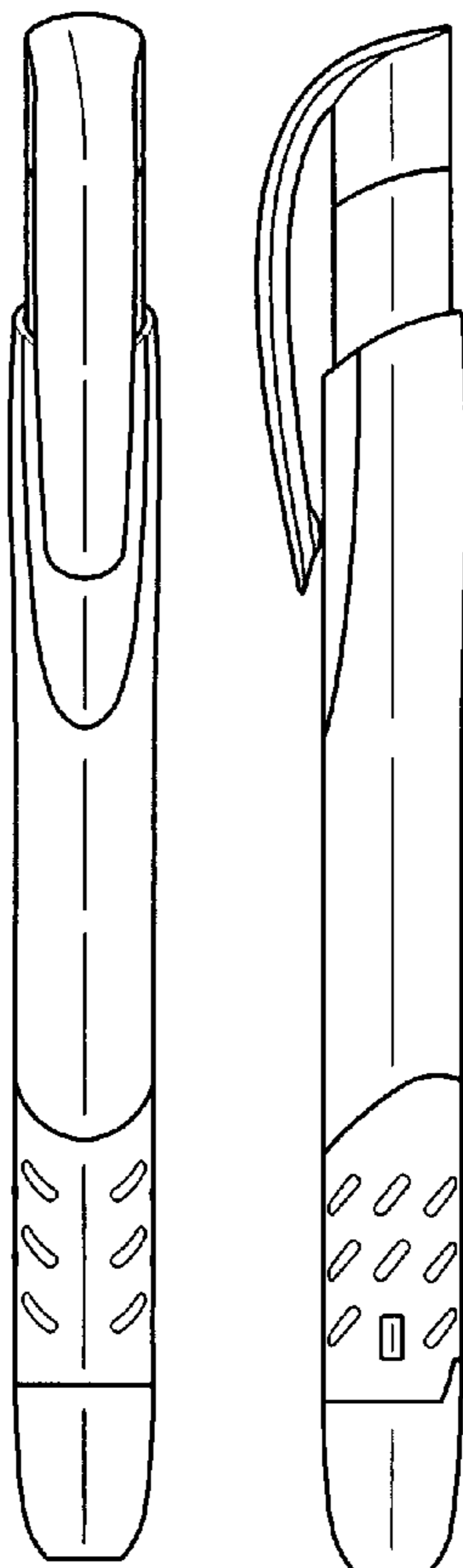
FIG. 4 is a right side elevational view thereof;

FIG. 5 is a left side elevational view thereof;

FIG. 6 is a top plan view thereof; and,

FIG. 7 is a bottom plan view thereof.

1 Claim, 7 Drawing Sheets



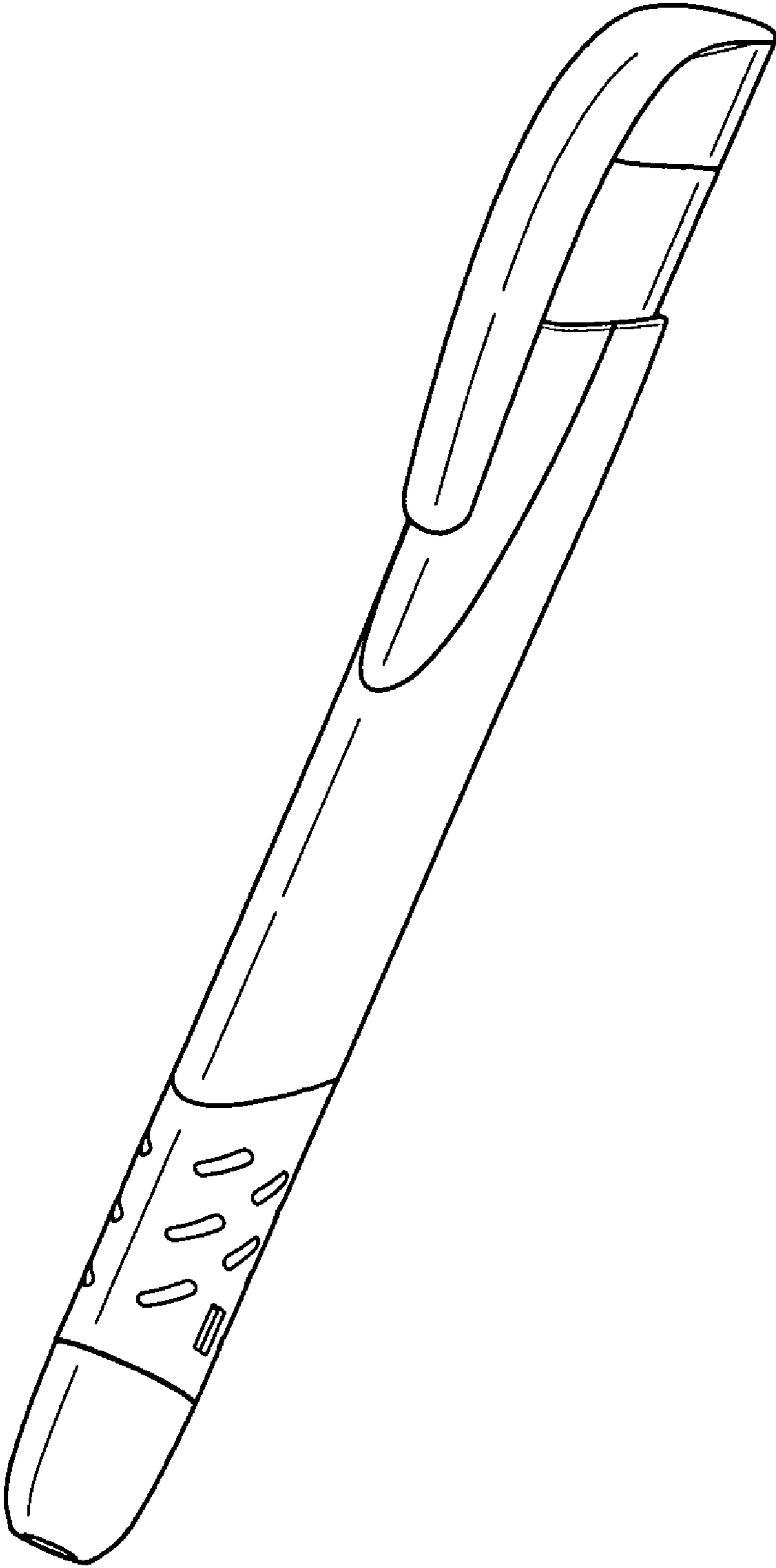


FIG. 1

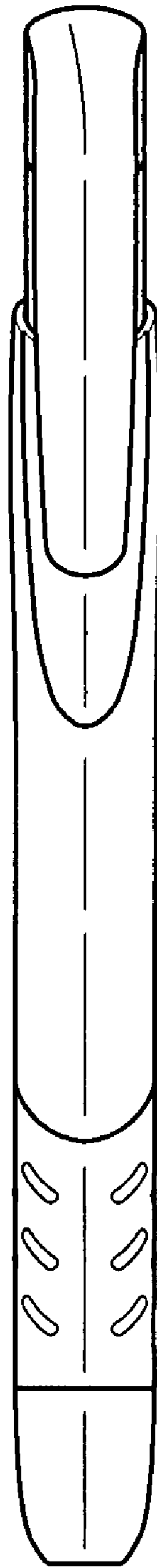


FIG. 2




FIG. 3

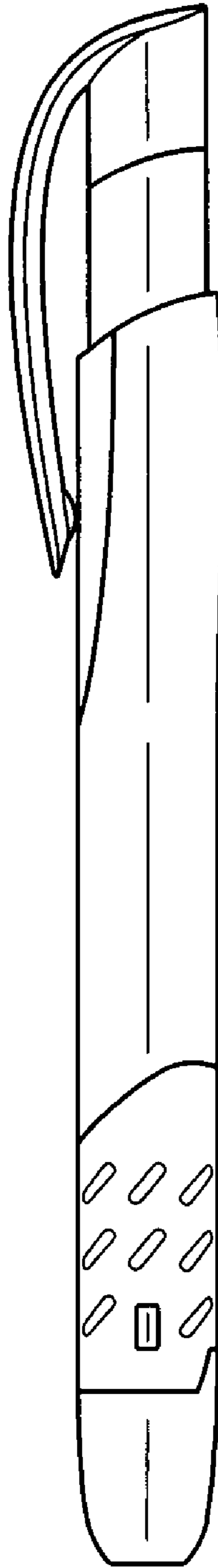


FIG. 4

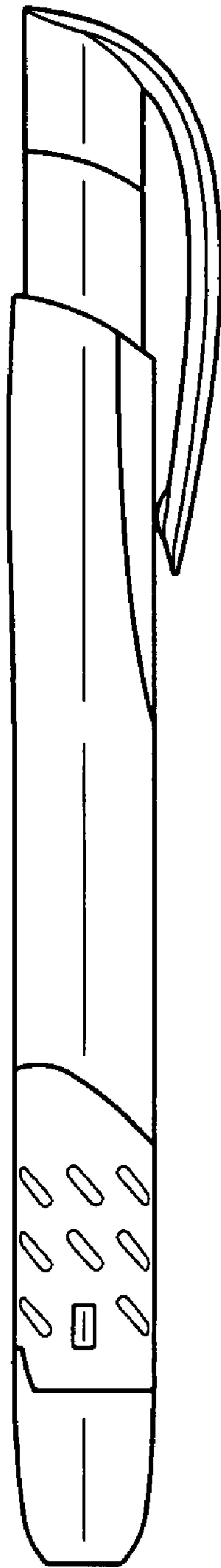


FIG. 5

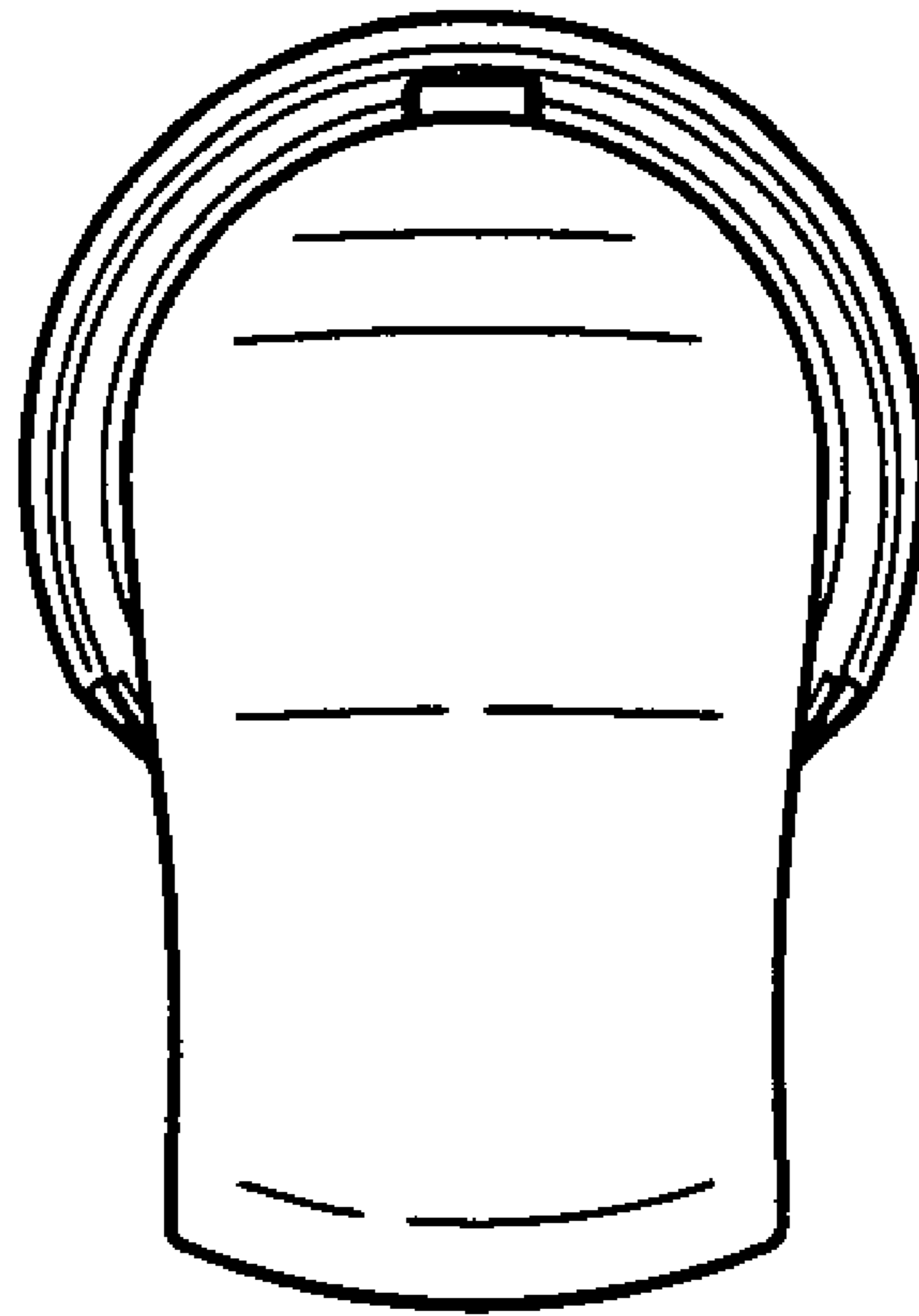


FIG. 6

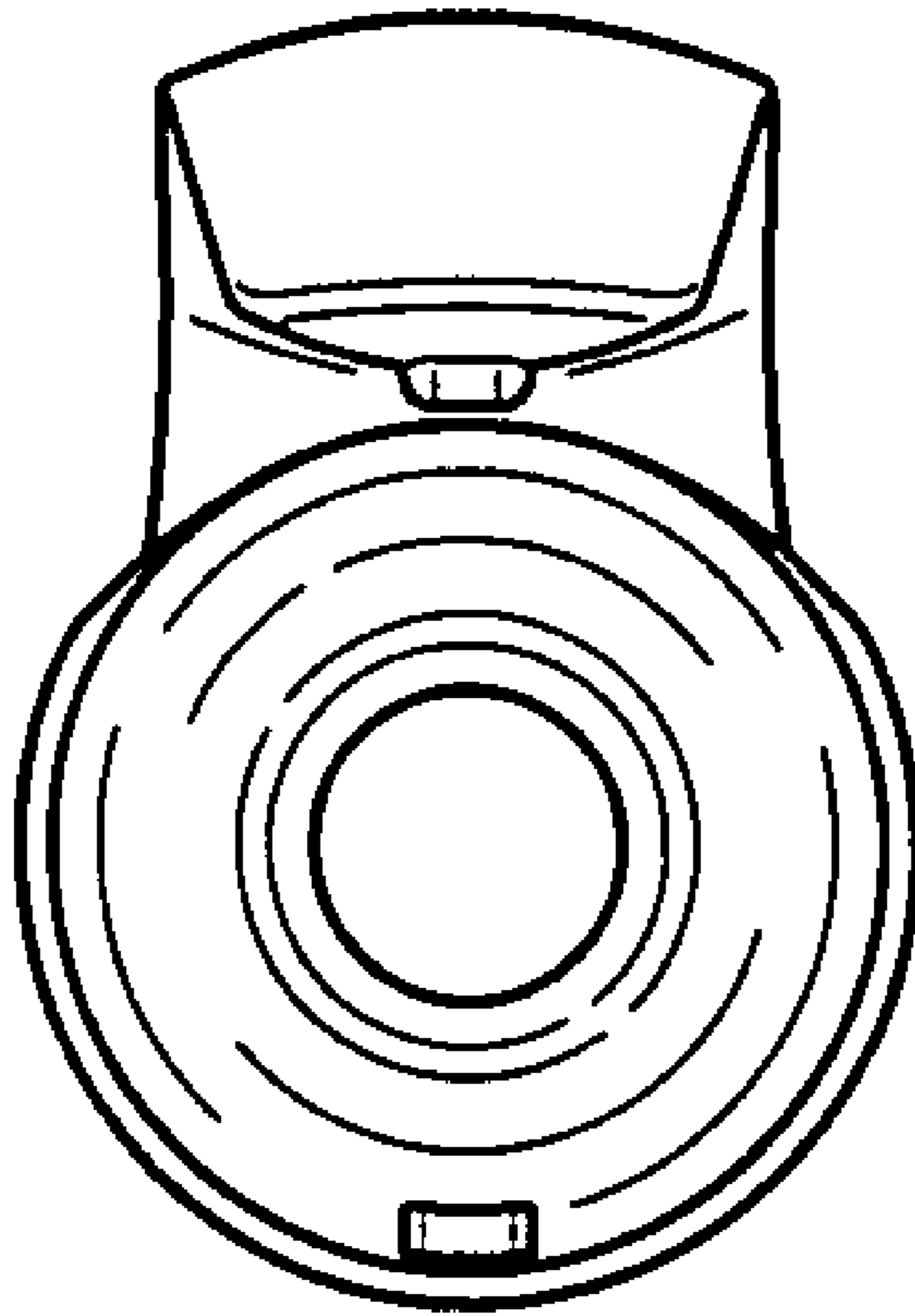


FIG. 7