

US00D567853S

(12) **United States Design Patent**
Qiu et al.

(10) **Patent No.:** **US D567,853 S**

(45) **Date of Patent:** **** Apr. 29, 2008**

(54) **PEN**
(75) Inventors: **Zhiming Qiu**, Ningbo (CN);
Chunmiao Ke, Ningbo (CN)
(73) Assignee: **Beifa Group Co., Ltd.**, Ningbo (CN)
(**) Term: **14 Years**
(21) Appl. No.: **29/275,594**
(22) Filed: **Dec. 29, 2006**

(30) **Foreign Application Priority Data**
Jun. 30, 2006 (CN) 2006 3 0130061
(51) **LOC (8) Cl.** **19-06**
(52) **U.S. Cl.** **D19/48**
(58) **Field of Classification Search** D19/35,
D19/36, 41-51, 53-57; 24/11 R, 11 F, 11 P;
401/52, 99, 100, 104, 105, 106, 107, 108,
401/109, 192, 195, 196
See application file for complete search history.

(56) **References Cited**
U.S. PATENT DOCUMENTS
D253,060 S 10/1979 Itoh
D339,822 S 9/1993 Mock
D359,757 S 6/1995 Inami
D363,739 S * 10/1995 Petrillo D19/48
D404,426 S 1/1999 Takanashi
D426,572 S 6/2000 Salemme
D442,635 S 5/2001 Izushima
D452,527 S 12/2001 Maki
D454,588 S 3/2002 Takanashi
D462,386 S 9/2002 Iwase
D472,576 S 4/2003 Koury
D483,066 S 12/2003 Takanashi
D484,537 S 12/2003 Arita
D489,088 S 4/2004 Arita
D500,792 S * 1/2005 Bain et al. D19/48

D501,511 S * 2/2005 Bain et al. D19/56
D501,881 S 2/2005 Shimizu
D506,500 S 6/2005 Qiu
D506,501 S 6/2005 Qiu
D507,299 S 7/2005 Qiu
D508,082 S * 8/2005 Bain et al. D19/51
D510,598 S 10/2005 Qiu
D532,821 S * 11/2006 Banderet D19/51
D534,956 S * 1/2007 Yeh D19/51
D546,389 S * 7/2007 Chiaruttini D19/48

OTHER PUBLICATIONS

Qiu, Z., et al., U.S. Appl. No. 29/249,784, filed Oct. 20, 2006.
Qiu, Z., et al., U.S. Appl. No. 29/249,928, filed Oct. 26, 2006.
Qiu, Z., et al., U.S. Appl. No. 29/249,930, filed Oct. 26, 2006.
Qiu, Z., et al., U.S. Appl. No. 29/250,733, filed Nov. 29, 2006.
Zhao, F., et al., U.S. Appl. No. 29/276,200, filed Jan. 18, 2007.
Zhao, F., et al., U.S. Appl. No. 29/276,215, filed Jan. 18, 2007.

* cited by examiner

Primary Examiner—Elizabeth A. Albert
(74) *Attorney, Agent, or Firm*—Christensen O'Connor
Johnson Kindness PLLC

(57) **CLAIM**

The ornamental design for a pen, as shown and described.

DESCRIPTION

FIG. 1 is a front right perspective view of a pen showing our new design;
FIG. 2 is an exploded front perspective view thereof;
FIG. 3 is a left side elevation view thereof;
FIG. 4 is a bottom plan view thereof;
FIG. 5 is a front elevation view thereof;
FIG. 6 is a right side elevation view thereof;
FIG. 7 is a top plan view thereof; and,
FIG. 8 is a rear elevation view thereof.

1 Claim, 3 Drawing Sheets

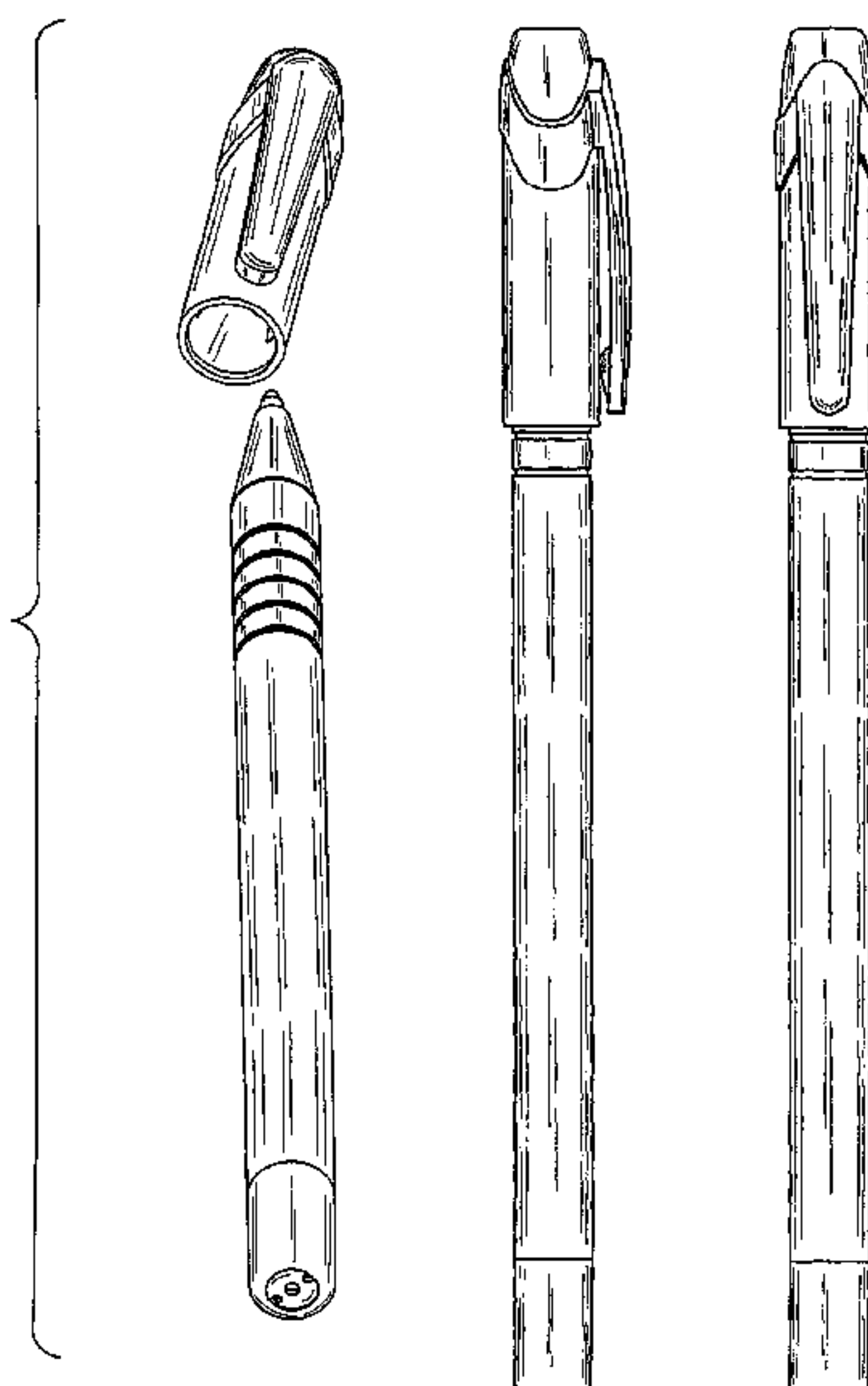


Fig. 1.

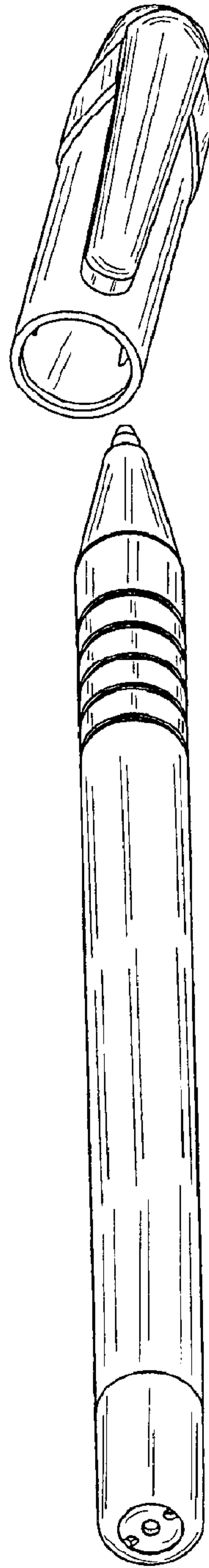
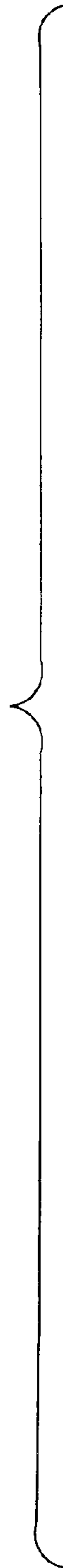



Fig. 2.

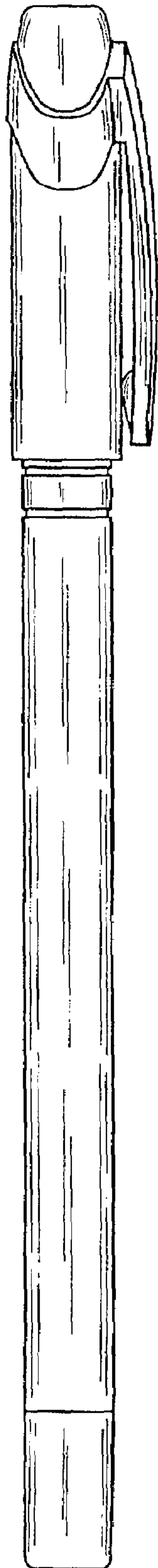


Fig. 3.

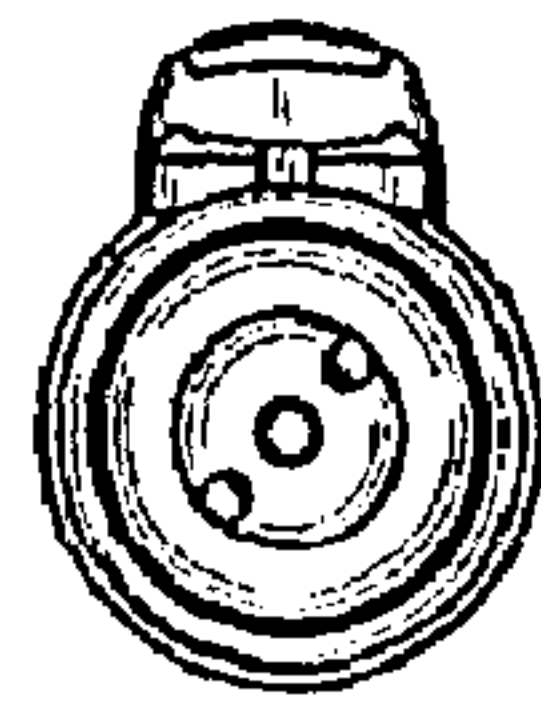


Fig. 4.

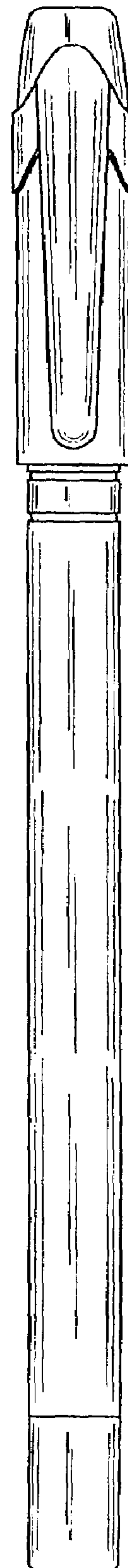


Fig. 5.

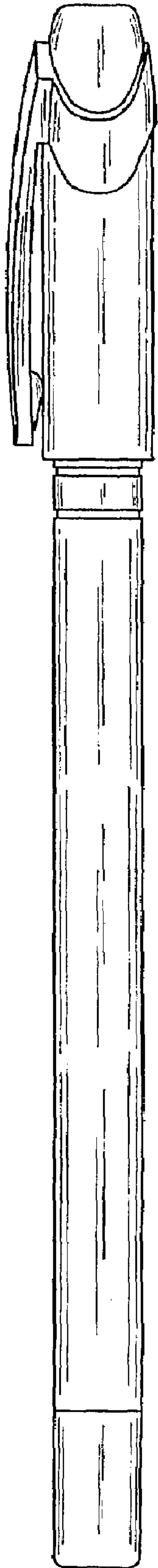


Fig. 6.

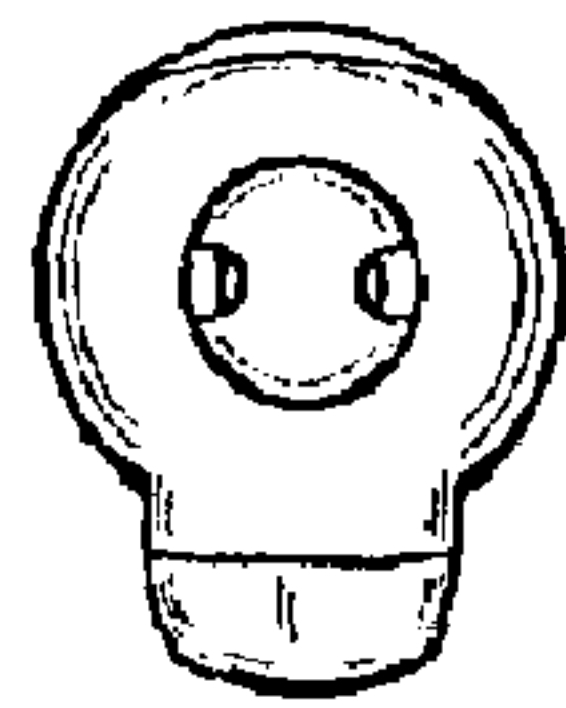


Fig. 7.

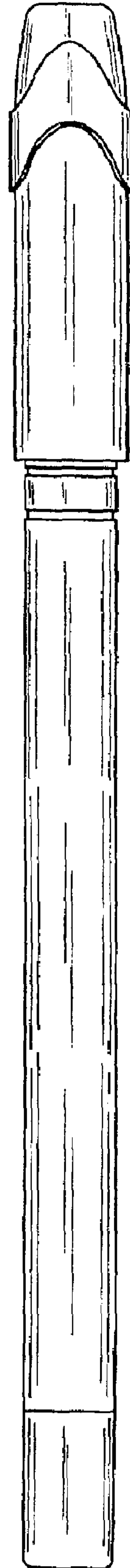


Fig. 8.

UNITED STATES PATENT AND TRADEMARK OFFICE
CERTIFICATE OF CORRECTION

PATENT NO. : Des. 567,853 S
APPLICATION NO. : 29/275594
DATED : April 29, 2008
INVENTOR(S) : Z. Qiu et al.

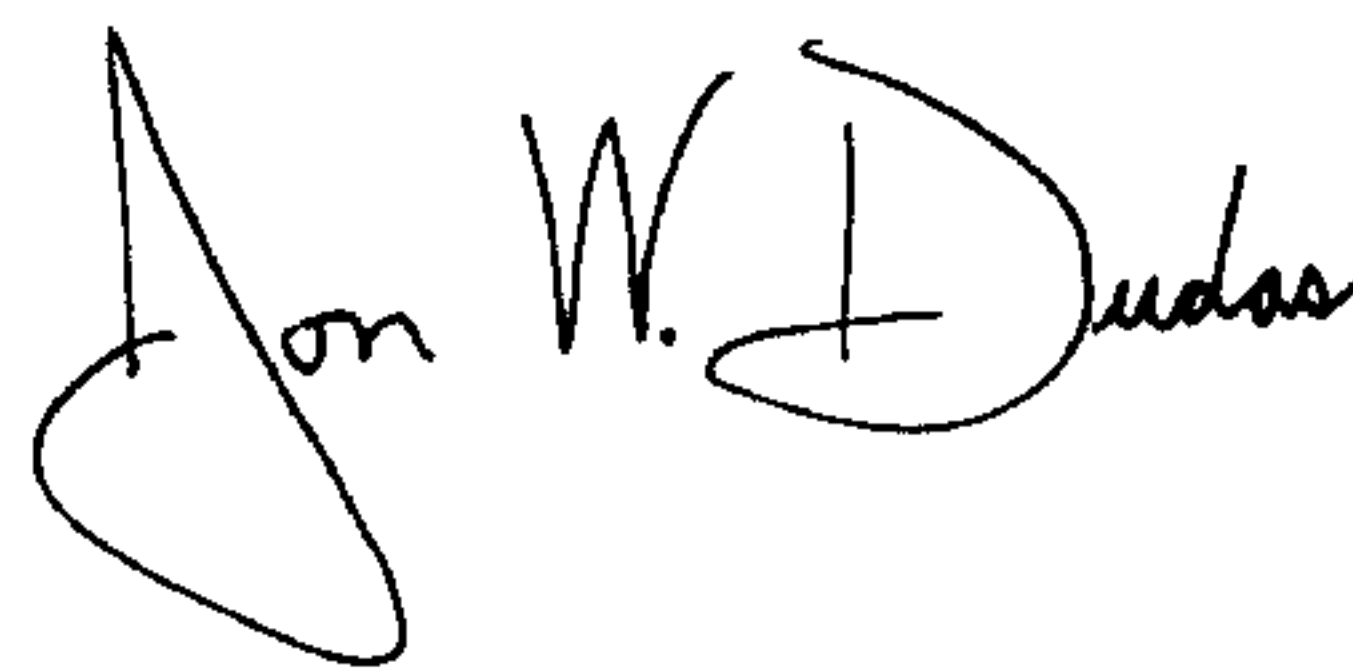
Page 1 of 1

It is certified that error appears in the above-identified patent and that said Letters Patent is hereby corrected as shown below:

<u>COLUMN</u>	<u>LINE</u>	<u>ERROR</u>
Title Page;		
(30) Pg. 1, col. 1	Foreign Appln. Priority Data	“2006 3 0130061” should read --2006 3 0130061.6--

Signed and Sealed this

Thirtieth Day of September, 2008



JON W. DUDAS

Director of the United States Patent and Trademark Office