



US00D567852S

(12) **United States Design Patent**
Qiu et al.

(10) **Patent No.:** **US D567,852 S**

(45) **Date of Patent:** **** *Apr. 29, 2008**

(54) **HIGHLIGHTER**

(75) Inventors: **Zhiming Qiu**, Zhejiang (CN); **Lidan Ma**, Zhejiang (CN)

(73) Assignee: **Beifa Group Co., Ltd.**, Ningbo (CN)

(*) Notice: This patent is subject to a terminal disclaimer.

(**) Term: **14 Years**

(21) Appl. No.: **29/249,969**

(22) Filed: **Oct. 27, 2006**

(30) **Foreign Application Priority Data**

Apr. 30, 2006 (CN) 2006 3 0024666

(51) **LOC (8) Cl.** **19-06**

(52) **U.S. Cl.** **D19/43**

(58) **Field of Classification Search** D19/35,
D19/36, 41-51, 53-57; 24/11 R, 11 F, 11 P;
401/52, 99, 100, 104-109, 192, 195, 196
See application file for complete search history.

(56) **References Cited**

U.S. PATENT DOCUMENTS

4,183,685	A *	1/1980	Hofmann et al.	401/202
D260,272	S *	8/1981	Horntrich	D19/43
D268,935	S *	5/1983	Horntrich	D19/43
D295,537	S	5/1988	Davidson	
D309,913	S *	8/1990	Shintani	D19/43
D310,100	S	8/1990	Yubisui	
D325,931	S *	5/1992	Sekiguchi	D19/43
D327,912	S	7/1992	Tsai	
D329,253	S *	9/1992	Sekiguchi	D19/43
D340,947	S *	11/1993	Tu	D19/43
D394,876	S *	6/1998	Chuang	D19/53
D399,253	S *	10/1998	Raymond	D19/36
D414,204	S	9/1999	Reichmann	
D420,047	S *	2/2000	Ku	D19/53
D463,490	S	9/2002	Reichmann	
D470,529	S	2/2003	Tu	
D476,363	S	6/2003	Hung	

D482,726	S *	11/2003	Hung	D19/43
D492,347	S *	6/2004	Qiu	D19/43
D497,640	S	10/2004	Qiu	
D498,258	S	11/2004	Song	
D508,948	S *	8/2005	Metaxatos et al.	D19/43
7,004,660	B2 *	2/2006	Kaempf	401/202
D541,340	S *	4/2007	Qiu	D19/43
D546,879	S *	7/2007	Qiu	D19/44

OTHER PUBLICATIONS

Qiu, Z., U.S. Appl. No. 29/255,370, filed Mar. 7, 2006.
Qiu, Z., et al., U.S. Appl. No. 29/256,630, filed Mar. 22, 2006.

* cited by examiner

Primary Examiner—Elizabeth A. Albert

(74) *Attorney, Agent, or Firm*—Christensen O'Connor Johnson Kindness PLLC

(57) **CLAIM**

The ornamental design for a highlighter, as shown and described.

DESCRIPTION

FIG. 1 is a front left perspective view of a highlighter showing our new design;

FIG. 2 is an exploded perspective view thereof;

FIG. 3 is a front elevation view of the highlighter shown in FIG. 1 with the cap removed and not shown for convenience of illustration;

FIG. 4 is a bottom plan view of the highlighter shown in FIG. 1;

FIG. 5 is a top plan view thereof;

FIG. 6 is a left side elevation view thereof;

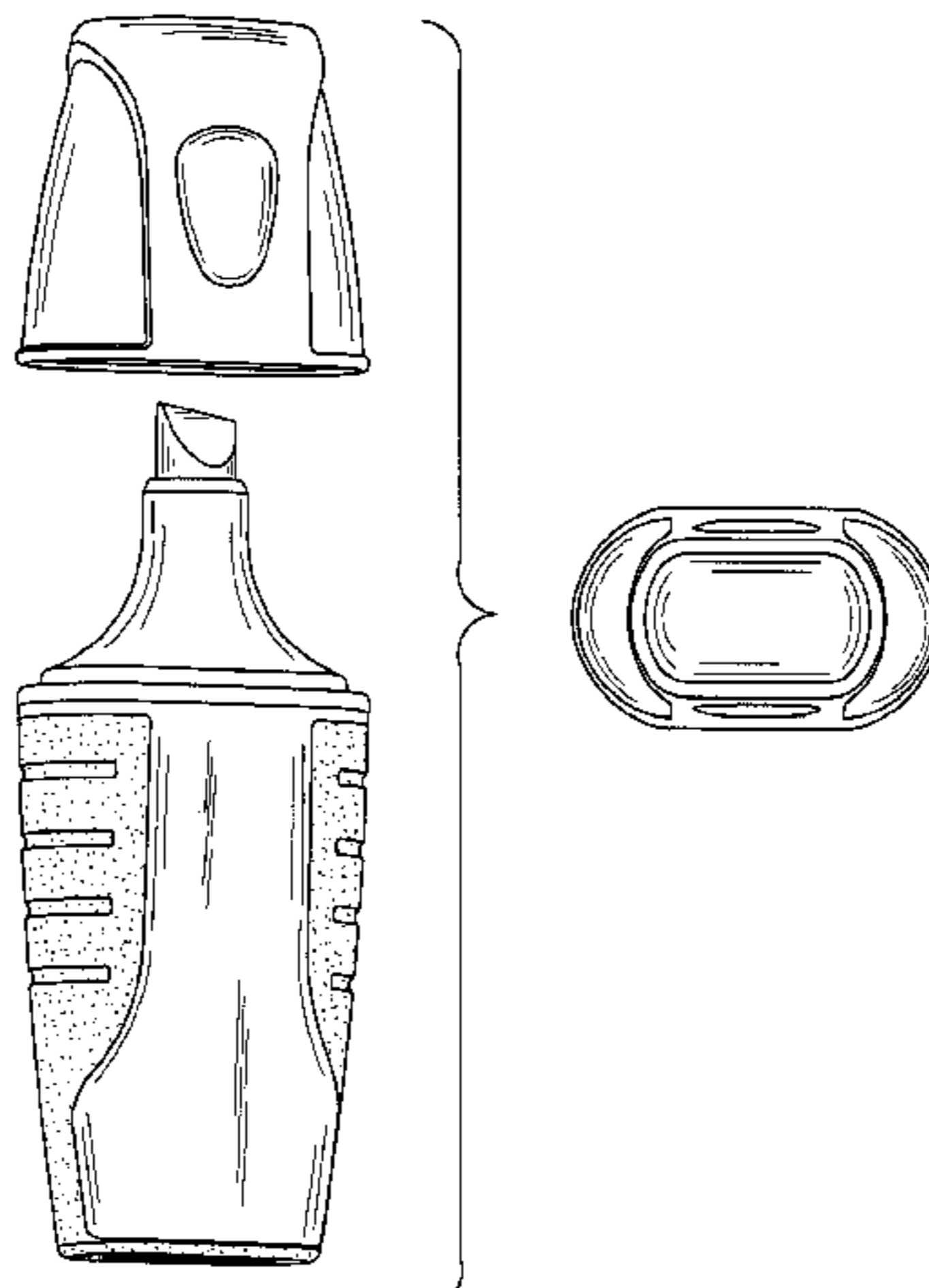
FIG. 7 is a front elevation view thereof;

FIG. 8 is a right side elevation view thereof; and,

FIG. 9 is a rear elevation view thereof.

The stippled shading shown on a portion of the highlighter represents a surface texture.

1 Claim, 4 Drawing Sheets



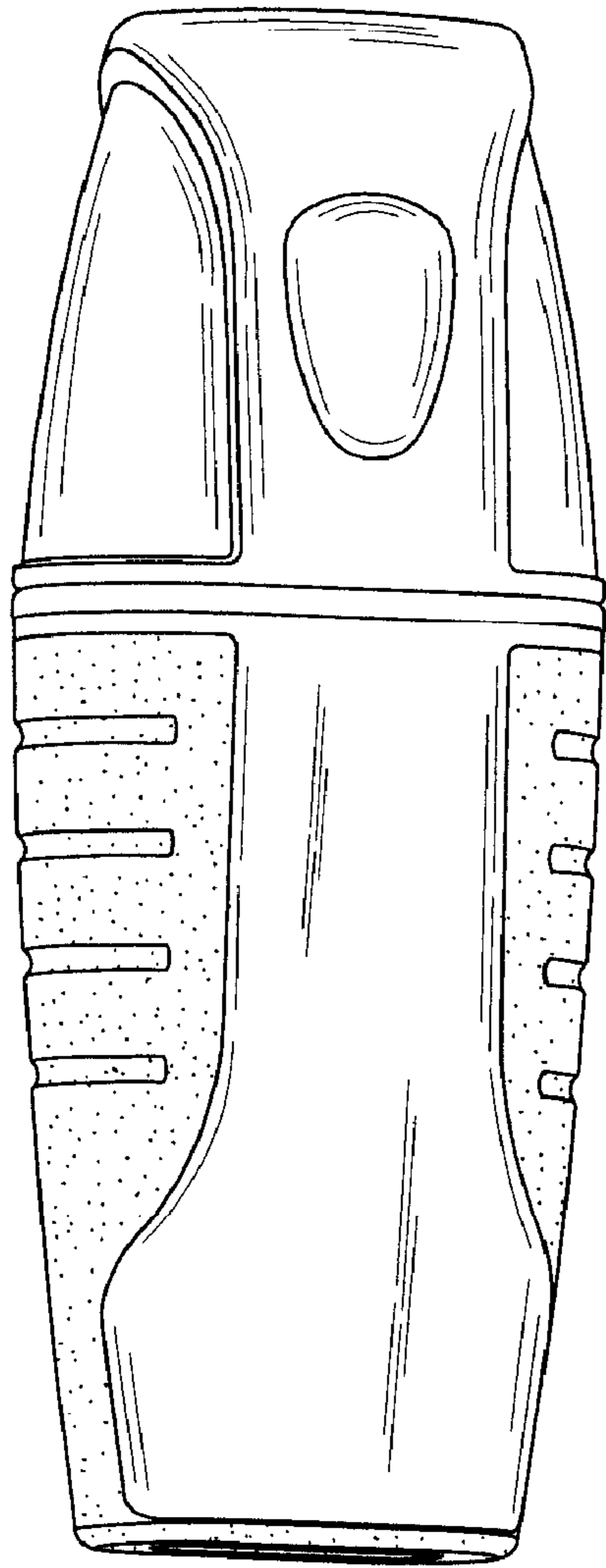


Fig. 1.

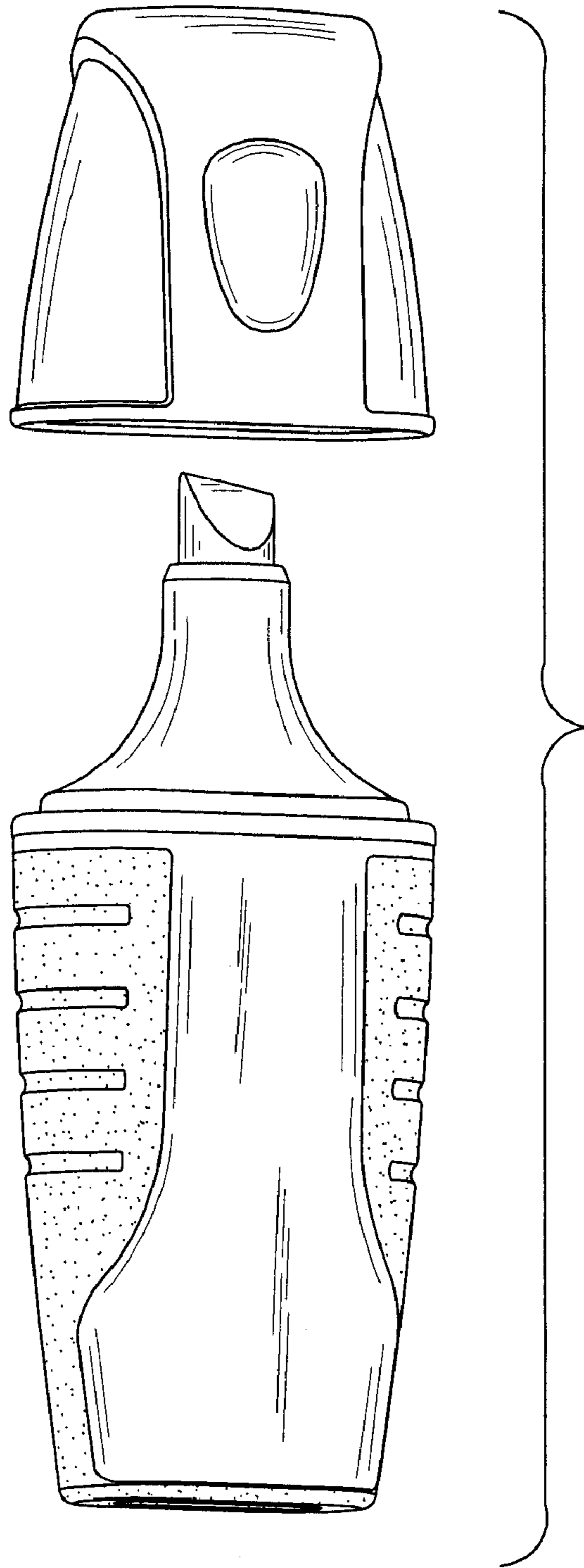


Fig. 2.

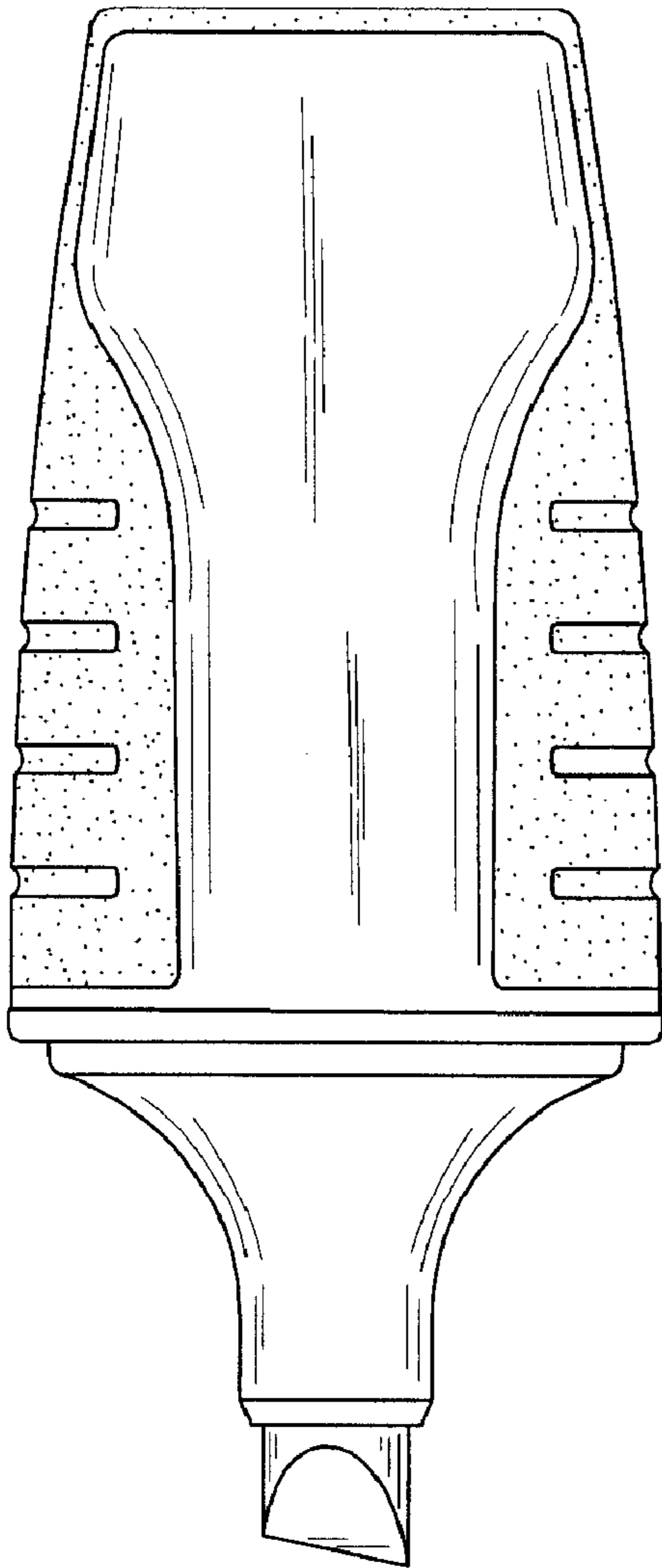


Fig. 3.

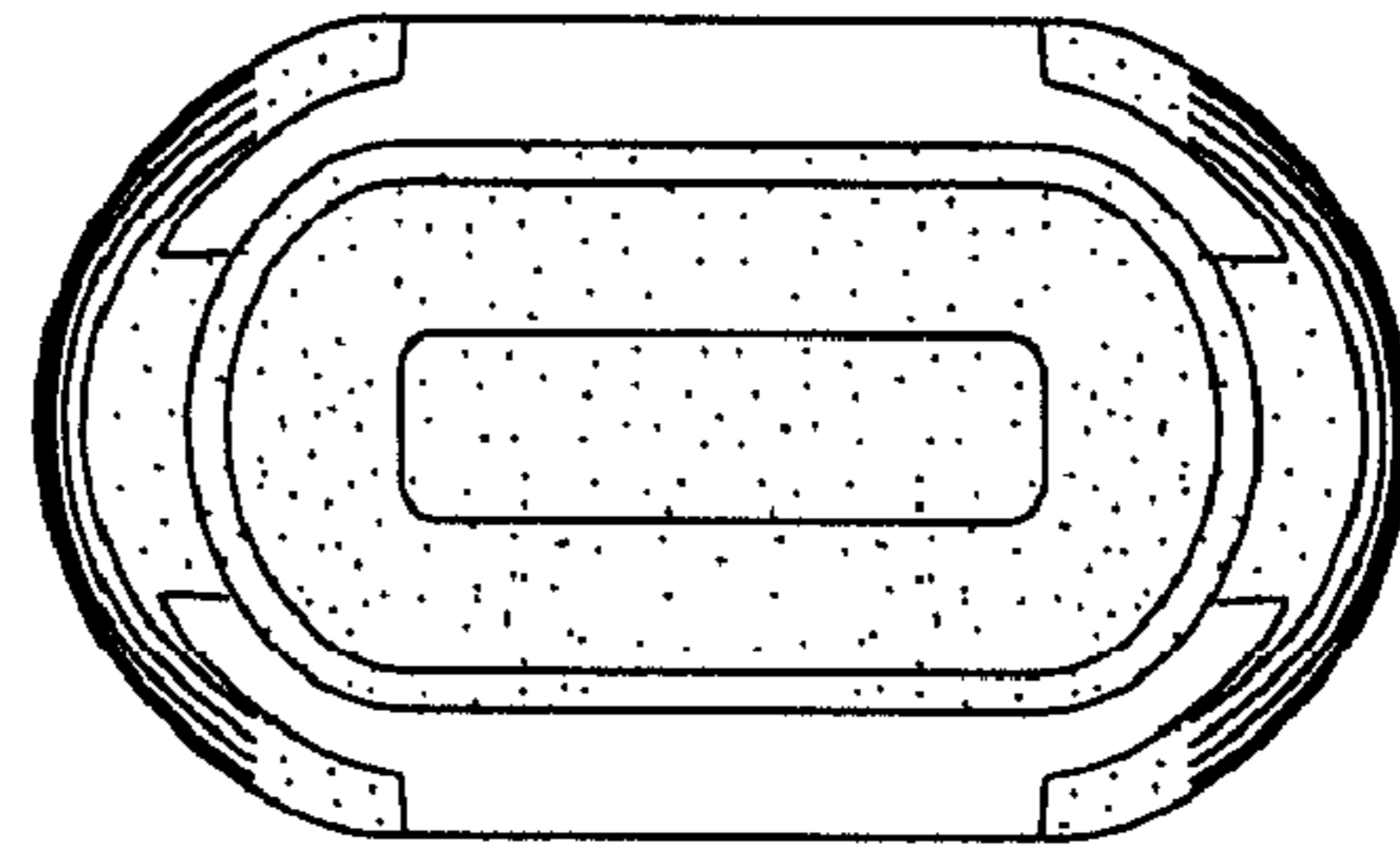


Fig. 4.

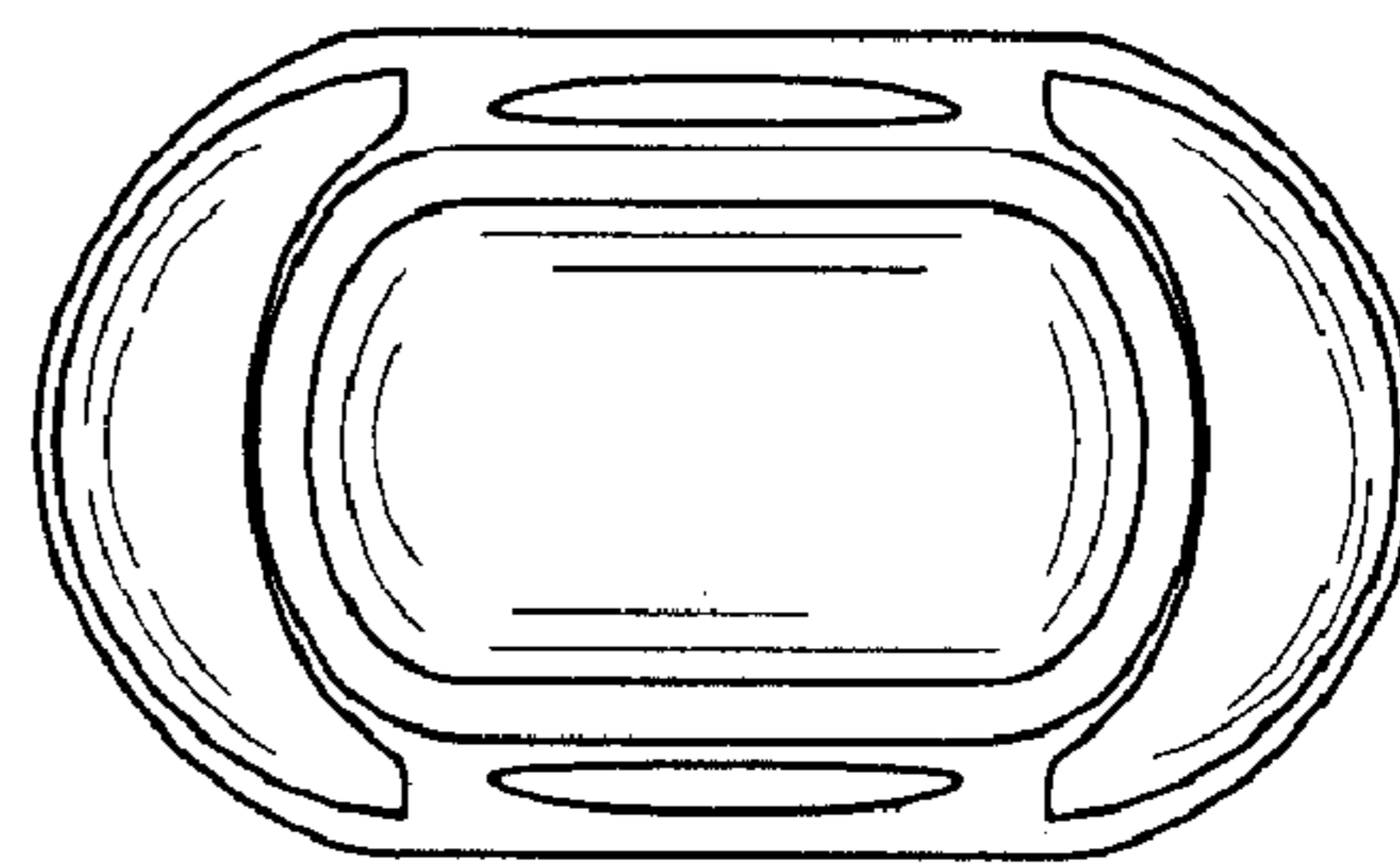


Fig. 5.

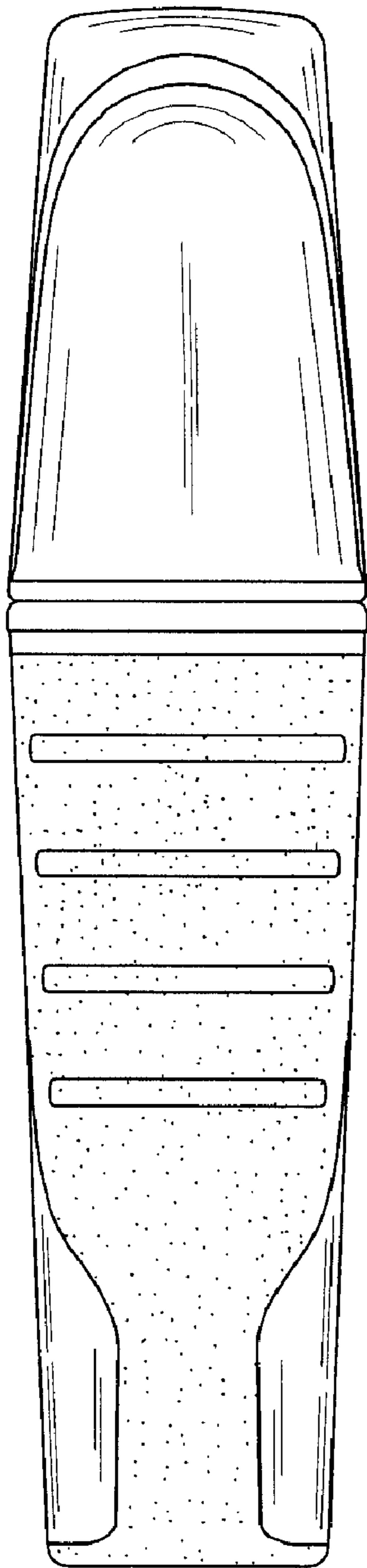


Fig. 6.

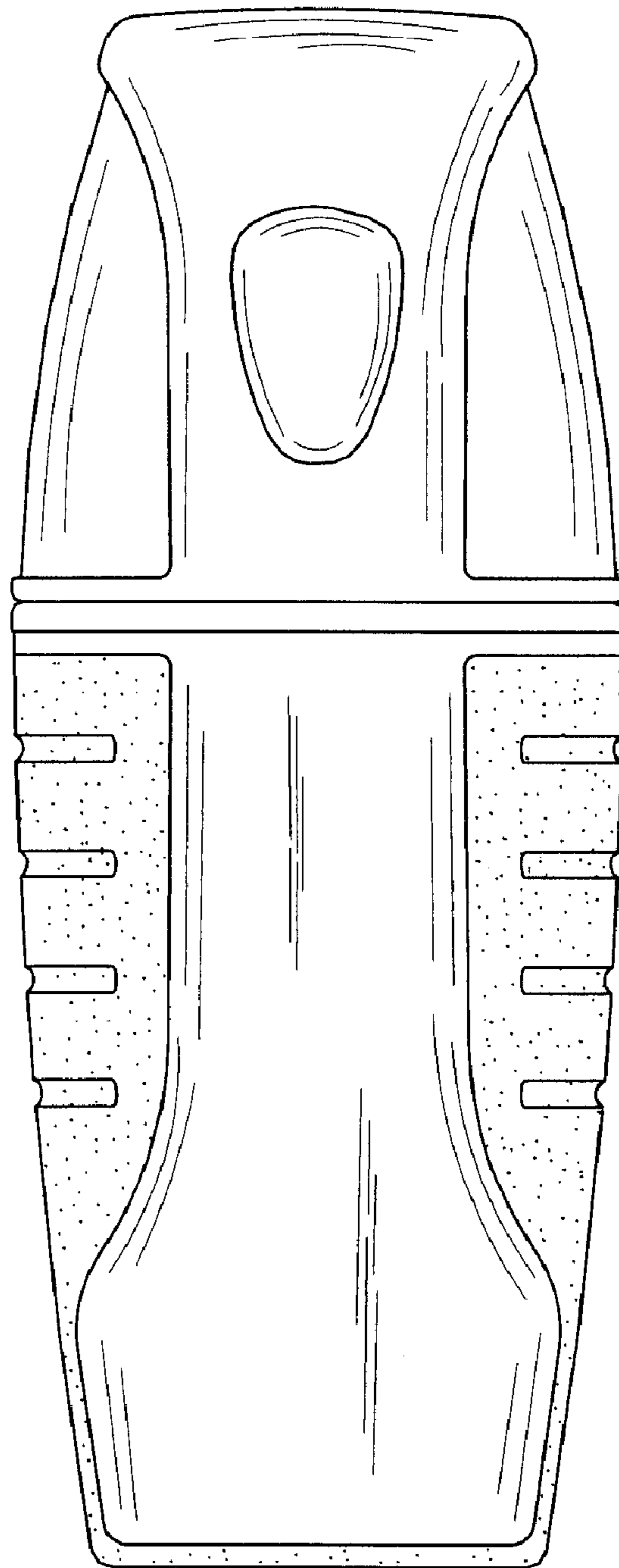


Fig. 7.

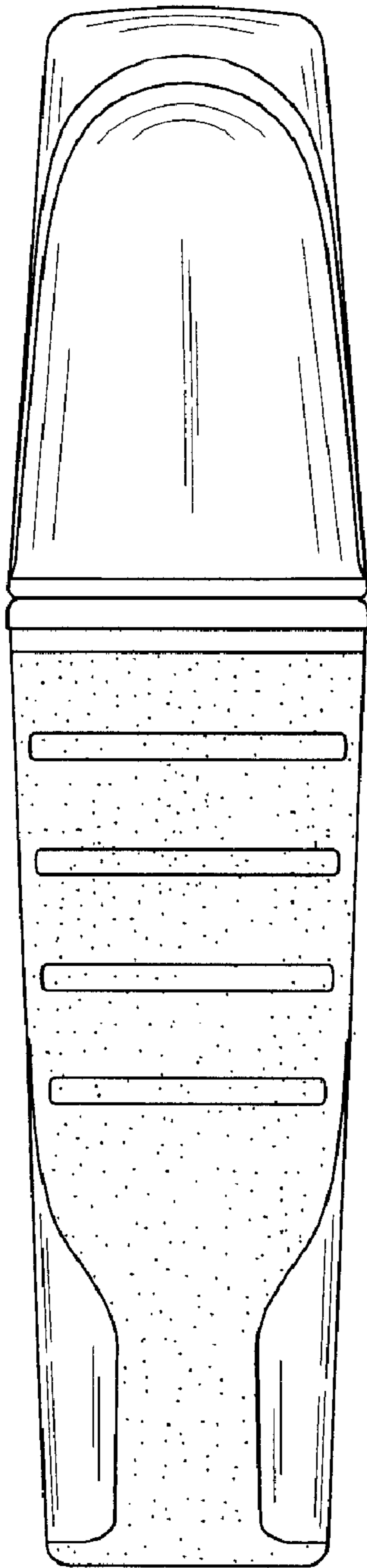


Fig. 8.

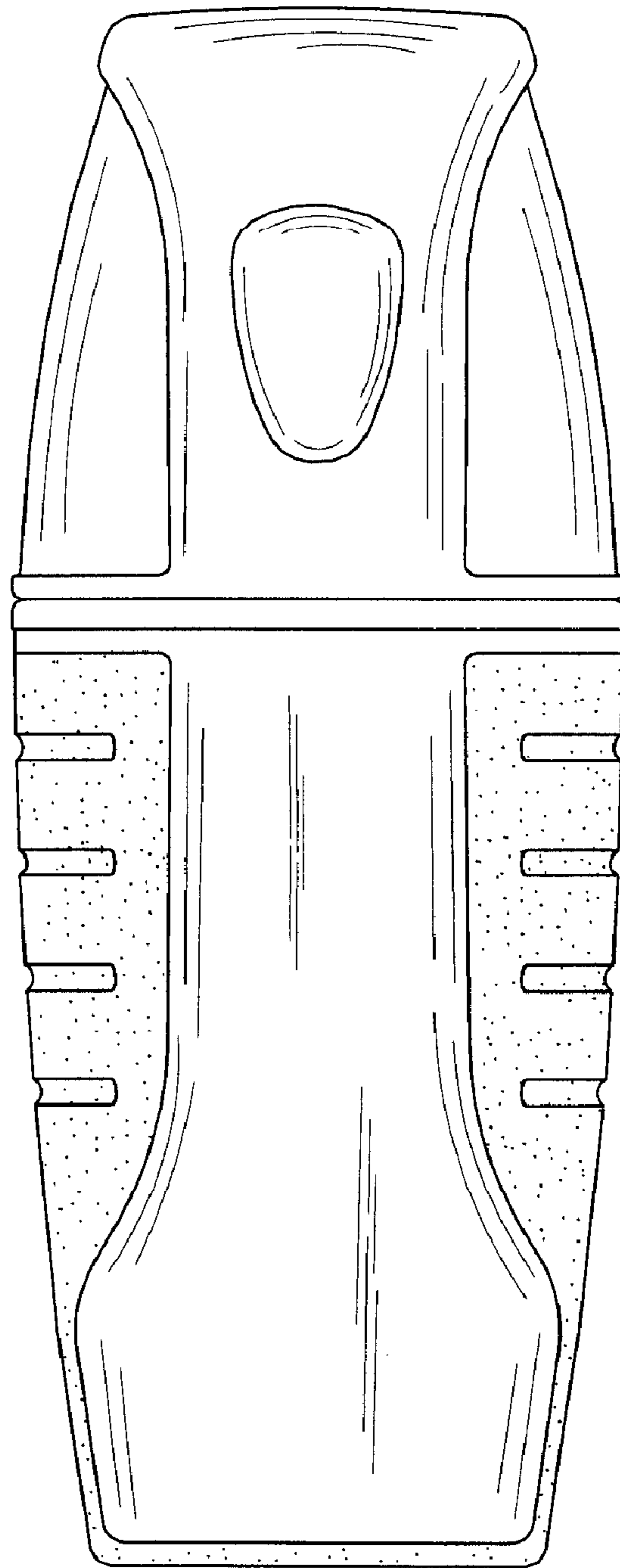


Fig. 9.

UNITED STATES PATENT AND TRADEMARK OFFICE
CERTIFICATE OF CORRECTION

PATENT NO. : Des. 567,852 S
APPLICATION NO. : 29/249969
DATED : April 29, 2008
INVENTOR(S) : Z. Qiu et al.

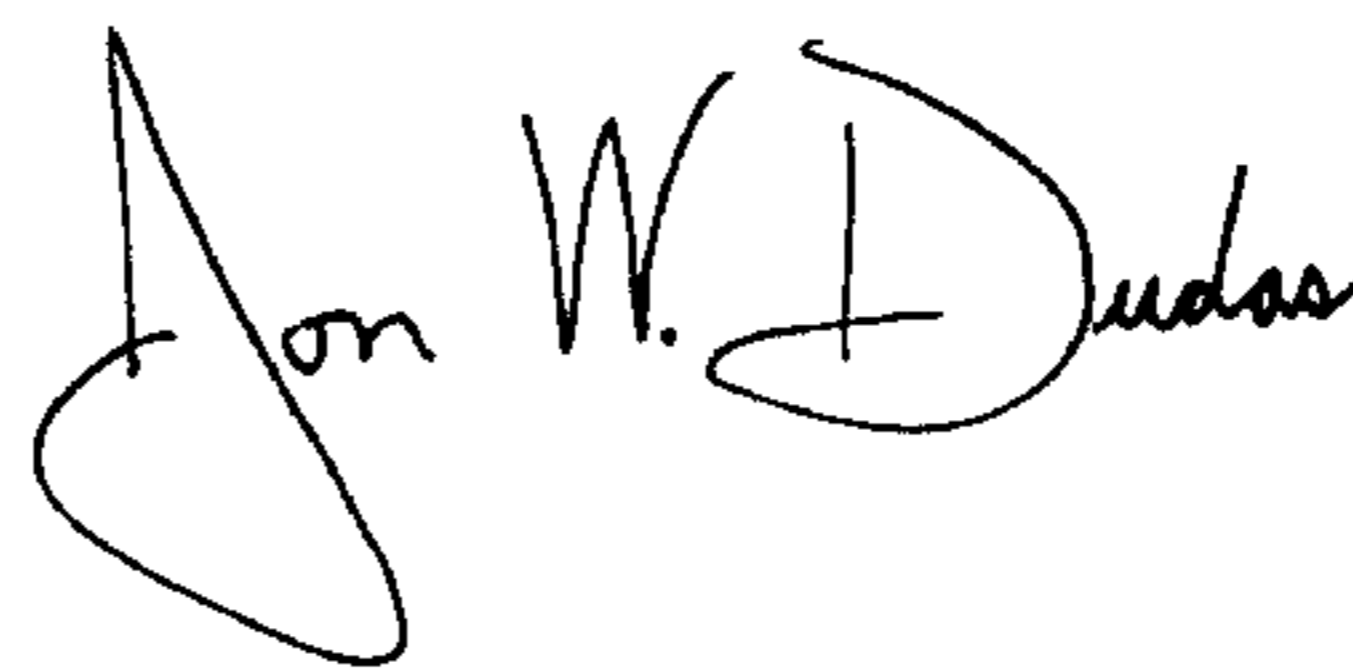
Page 1 of 1

It is certified that error appears in the above-identified patent and that said Letters Patent is hereby corrected as shown below:

<u>Title Page</u>		
<u>COLUMN</u>	<u>LINE</u>	<u>ERROR</u>
(30) Pg. 1, col. 1	Foreign Appln. Priority Data	“2006 3 0024666” should read --2006 3 0024666.7--

Signed and Sealed this

Twenty-third Day of September, 2008



JON W. DUDAS

Director of the United States Patent and Trademark Office