

US00D567842S

(12) **United States Design Patent**
Miklitarian

(10) **Patent No.:** **US D567,842 S**

(45) **Date of Patent:** **** Apr. 29, 2008**

(54) **SPECTACLE FRAMES**

(75) Inventor: **Alain Miklitarian**, Paris (FR)

(73) Assignee: **WIS Sarl**, Paris (FR)

(**) Term: **14 Years**

(21) Appl. No.: **29/283,198**

(22) Filed: **Aug. 8, 2007**

(51) **LOC (8) Cl.** **16-06**

(52) **U.S. Cl.** **D16/326; D16/335**

(58) **Field of Classification Search** D16/300-330,
D16/101, 332-338; D29/109-110; D24/110.2;
351/41, 44, 51-52, 62, 158, 92, 103-111,
351/156, 61, 114-119, 121-123; 2/426-432,
2/447-449, 441, 434-437

See application file for complete search history.

(56) **References Cited**

U.S. PATENT DOCUMENTS

D402,305 S *	12/1998	Tragatschnig	D16/326
D488,499 S *	4/2004	Mage	D16/326
D500,781 S *	1/2005	Mage	D16/326
D518,847 S *	4/2006	Teng	D16/326
D524,353 S *	7/2006	Teng	D16/326
D531,655 S *	11/2006	Mangum	D16/326
D534,573 S *	1/2007	Mage	D16/326
D535,682 S *	1/2007	Paulson	D16/315
D536,363 S *	2/2007	Miklitarian	D16/326
D537,467 S *	2/2007	Teng	D16/335
D543,573 S *	5/2007	Chuang	D16/323

D544,023 S *	6/2007	Lane et al.	D16/330
D545,873 S *	7/2007	Sheldon	D16/335
D547,793 S *	7/2007	Baden et al.	D16/326
D549,268 S *	8/2007	Daems et al.	D16/321
D550,753 S *	9/2007	Li	D16/315
D552,154 S *	10/2007	Arnette	D16/325
D553,176 S *	10/2007	Yee et al.	D16/335
D554,688 S *	11/2007	Elmore	D16/326
D554,689 S *	11/2007	Jannard et al.	D16/326
D555,187 S *	11/2007	Yee	D16/326

OTHER PUBLICATIONS

Sunglass Hut catalog, p. 16, 2002.*

Vogue, Mar. 1997.*

* cited by examiner

Primary Examiner—Raphael Barkai

(57) **CLAIM**

The design for the spectacle frames, as shown and described.

DESCRIPTION

FIG. 1 is a plan view of the front of the spectacle frames.

FIG. 2 is a plan view of the rear of the spectacle frames.

FIG. 3 is a plan view of the left side of the spectacle frames.


FIG. 4 is a plan view of the right side of the spectacle frames.

FIG. 5 is top plan view of the spectacle frames.

FIG. 6 is a bottom plan view of the spectacle frames; and,

FIG. 7 is a perspective right view of the spectacle frames.

1 Claim, 1 Drawing Sheet






FIG. 1



FIG. 2




FIG. 3

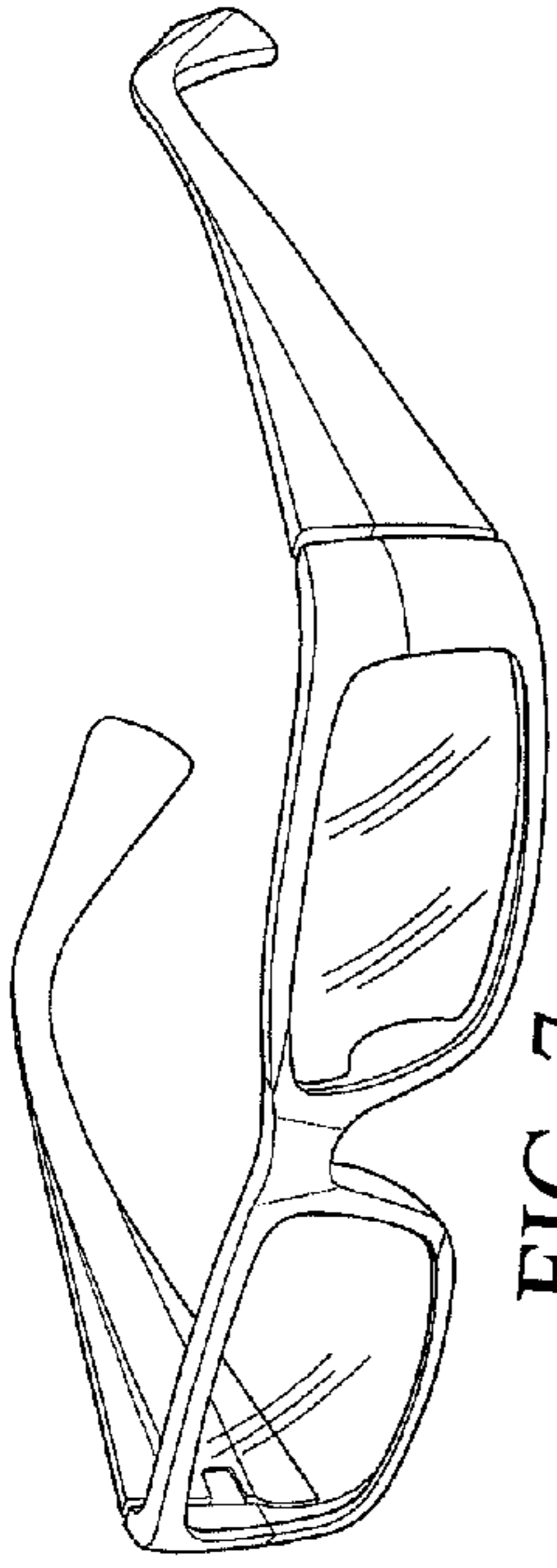


FIG. 7

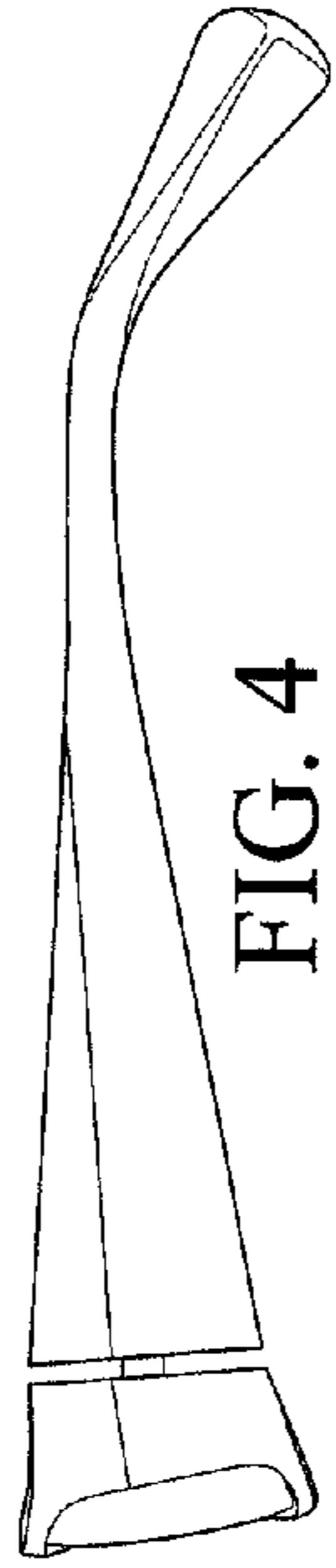


FIG. 4

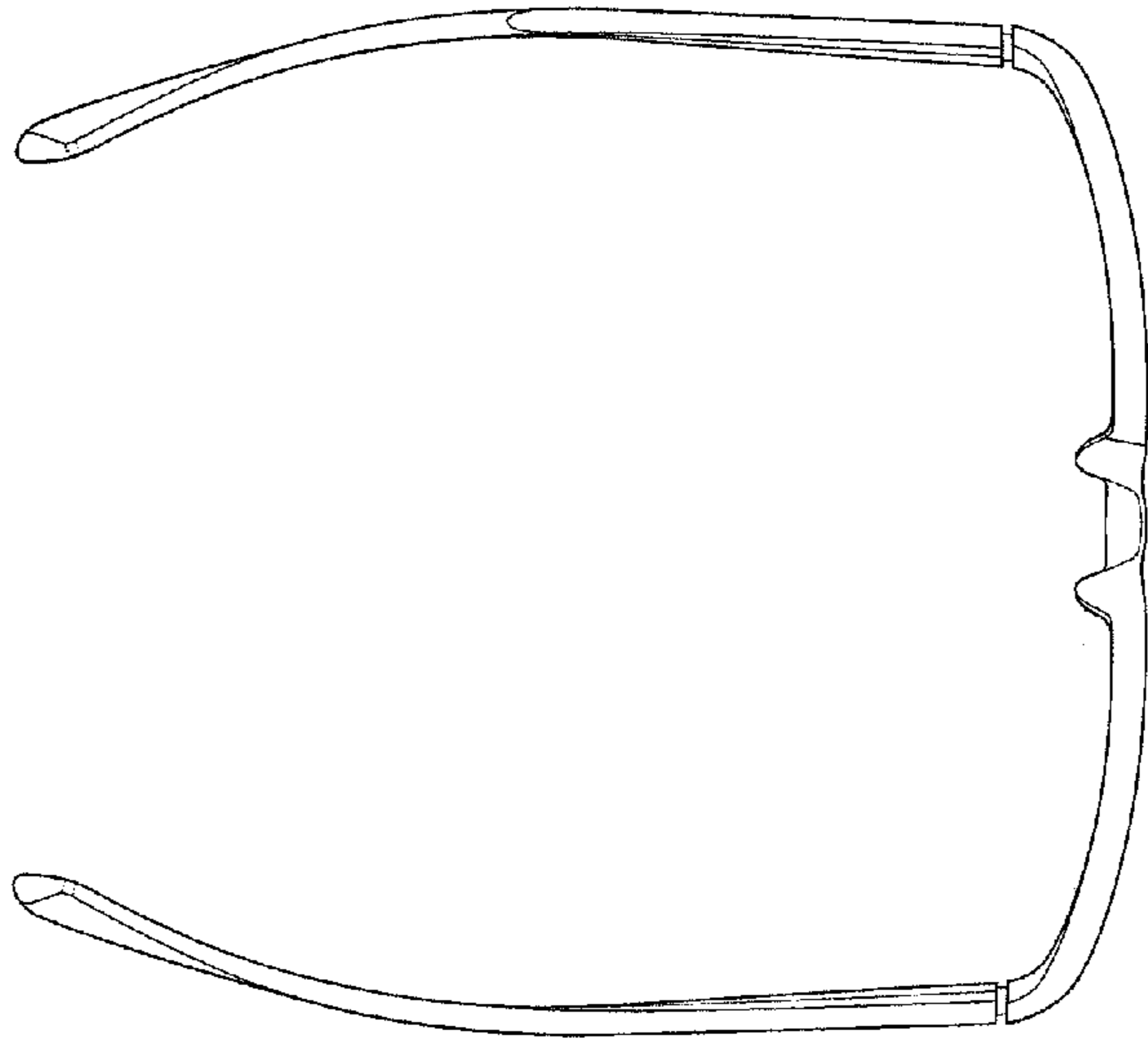


FIG. 6

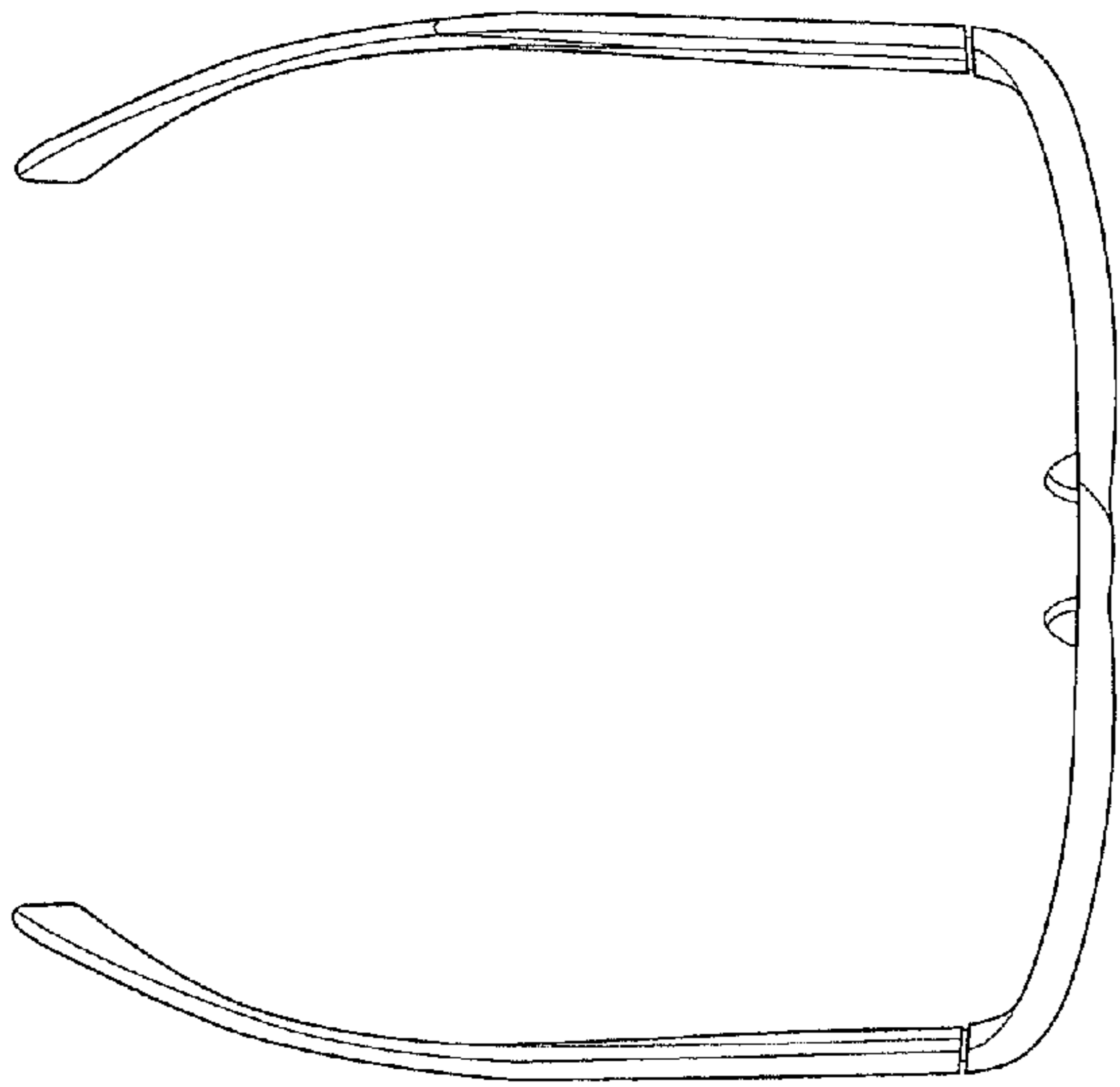


FIG. 5