

US00D567839S

(12) **United States Design Patent**
Fuchs

(10) **Patent No.:** **US D567,839 S**

(45) **Date of Patent:** **** Apr. 29, 2008**

(54) **EYEWEAR**

D542,329 S * 5/2007 Hester D16/315
D554,176 S * 10/2007 Elmore D16/316

(75) Inventor: **Gerhard Fuchs**, Kauns (AT)

(73) Assignee: **Silhouette International Schmied AG**,
Linz (AT)

(**) Term: **14 Years**

(21) Appl. No.: **29/250,111**

(22) Filed: **Nov. 2, 2006**

(30) **Foreign Application Priority Data**

May 3, 2006 (EM) 000521604

(51) **LOC (8) Cl.** **16-06**

(52) **U.S. Cl.** **D16/315**; D16/316

(58) **Field of Classification Search** D16/300-330,
D16/101, 332-338; D29/109-110; D24/110.2;
351/41, 44, 51-52, 62, 158, 92, 103-111,
351/156, 61, 114-119, 121-123; 2/426-432,
2/447-449, 441, 434-437

See application file for complete search history.

(56) **References Cited**

U.S. PATENT DOCUMENTS

D13,053 S * 7/1882 Meyer et al. D5/58
719,790 A * 2/1903 Gregery 404/42
2,269,037 A * 1/1942 Oker 351/110
D429,752 S * 8/2000 Polland D16/315
D481,059 S * 10/2003 Egbert et al. D16/315
D508,514 S * 8/2005 Hester D16/316
D533,579 S * 12/2006 Raile D16/316
D537,862 S * 3/2007 Mouclier D16/315

OTHER PUBLICATIONS

Sunglass Hut catalog, p. 21, 2002.*
America's premier paver catalog, CAD design: Patterns.*
U.S. Appl. No. 29/248,024, filed Jul. 26, 2006, In re: Fuchs, entitled
Eyewear.

* cited by examiner

Primary Examiner—Raphael Barkai

(74) *Attorney, Agent, or Firm*—Alston & Bird LLP

(57) **CLAIM**

The ornamental design for eyewear, as shown and described.

DESCRIPTION

FIG. 1 is a perspective view of eyewear showing my new design;

FIG. 2 is a front elevation view thereof;

FIG. 3 is a rear elevation view thereof;

FIG. 4 is a top plan view thereof;

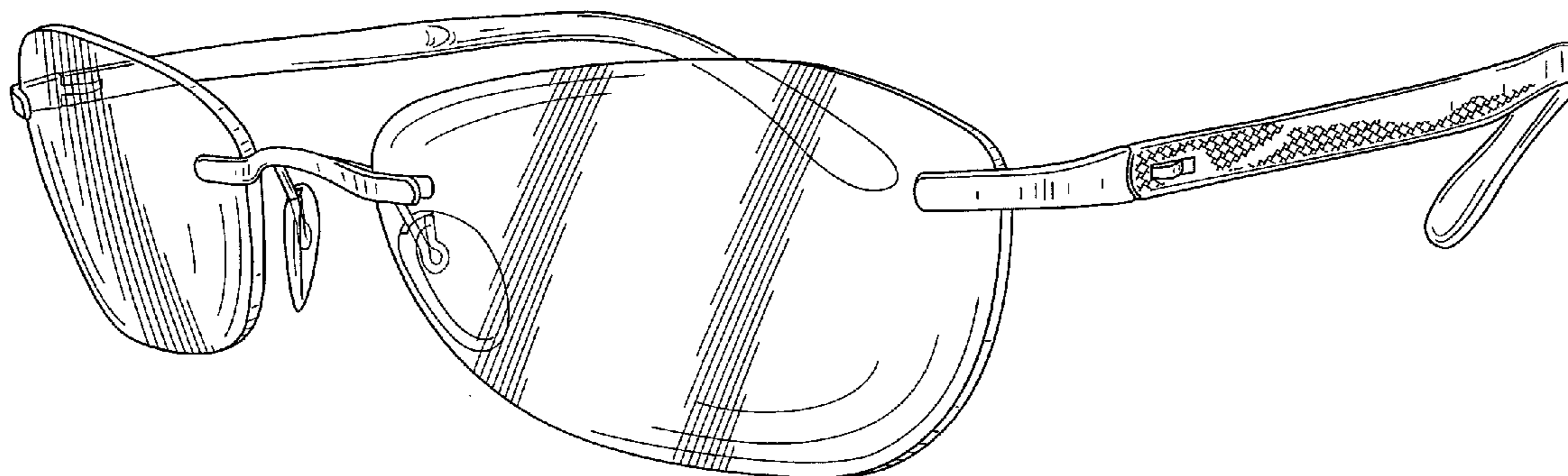
FIG. 5 is a bottom plan view thereof;

FIG. 6 is a right side perspective view thereof, the left side perspective view being a mirror image thereof; and,

FIG. 7 is an enlarged portion of FIG. 6.

The surface detail of the outer surface of the temple pieces is continuous as shown in FIG. 7, although only partially shown in FIGS. 1, 3, 5, and 6.

1 Claim, 5 Drawing Sheets



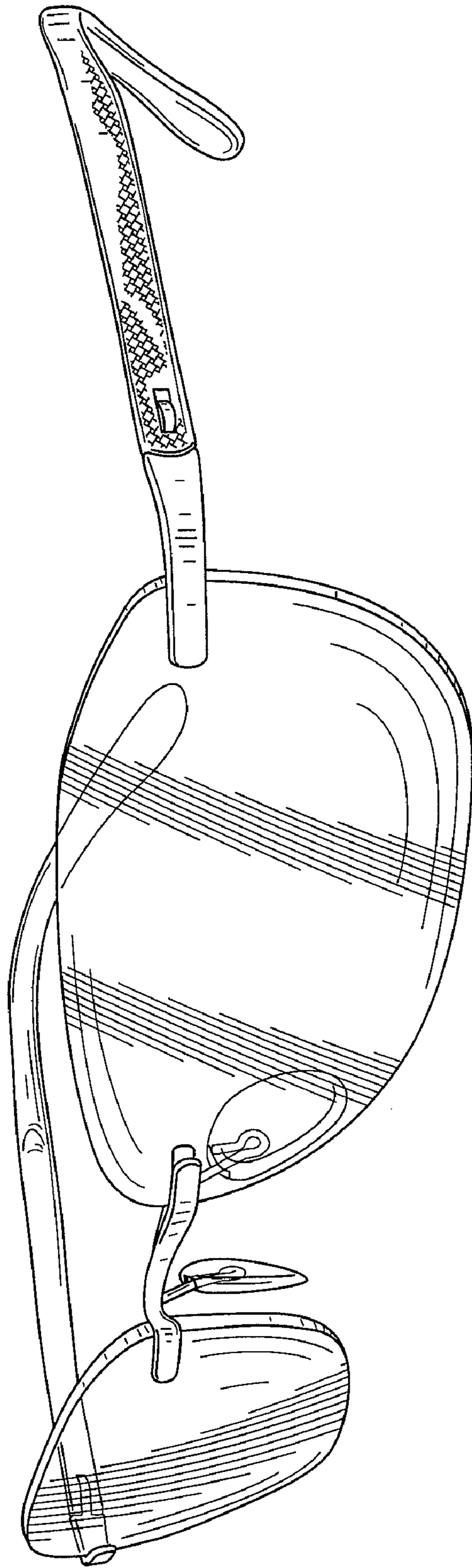


FIG. 1

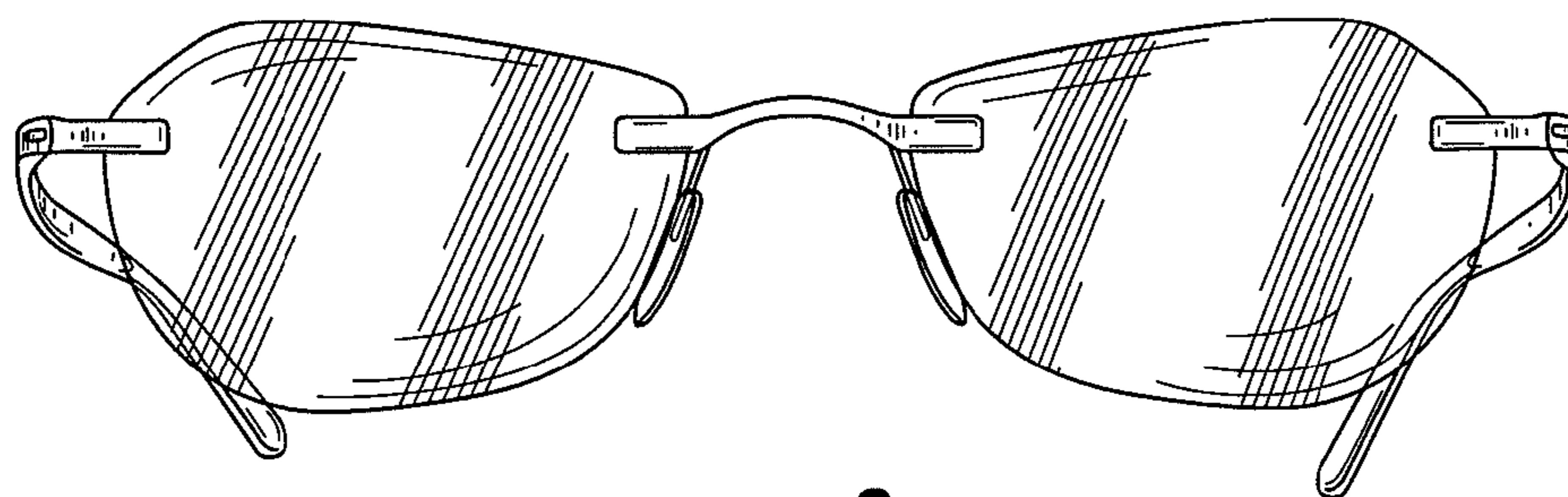


FIG. 2




FIG. 3

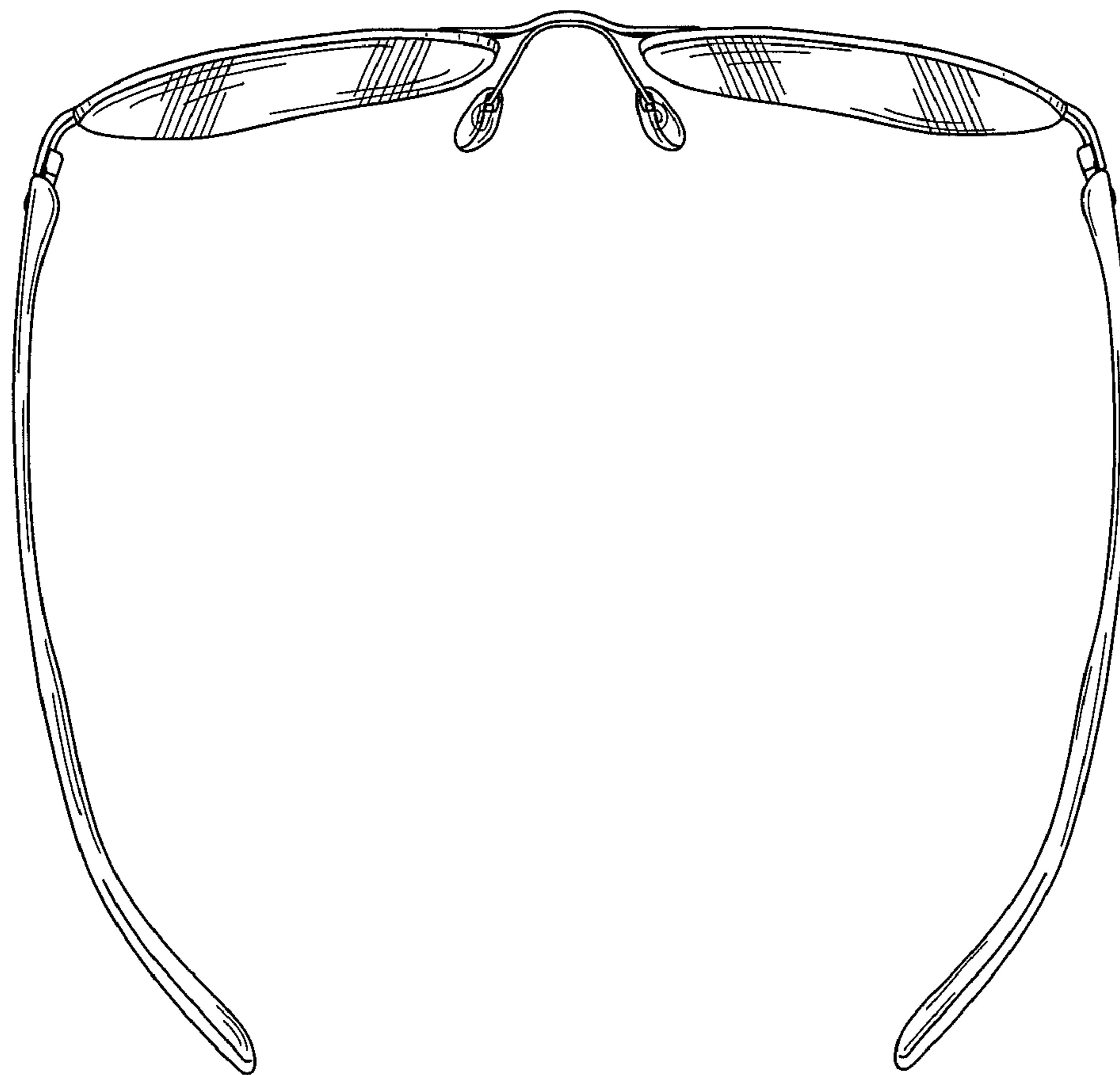


FIG. 4

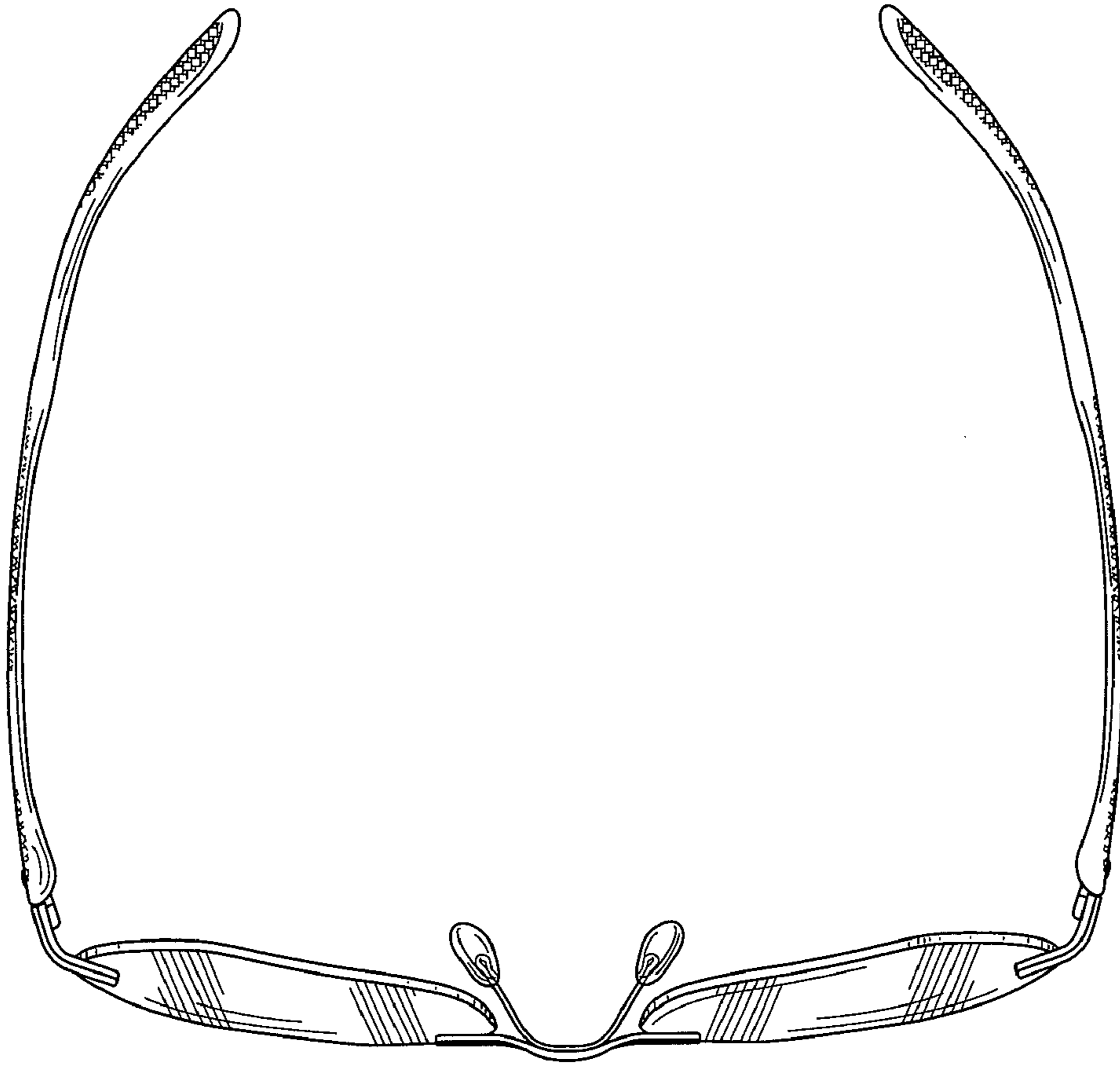


FIG. 5

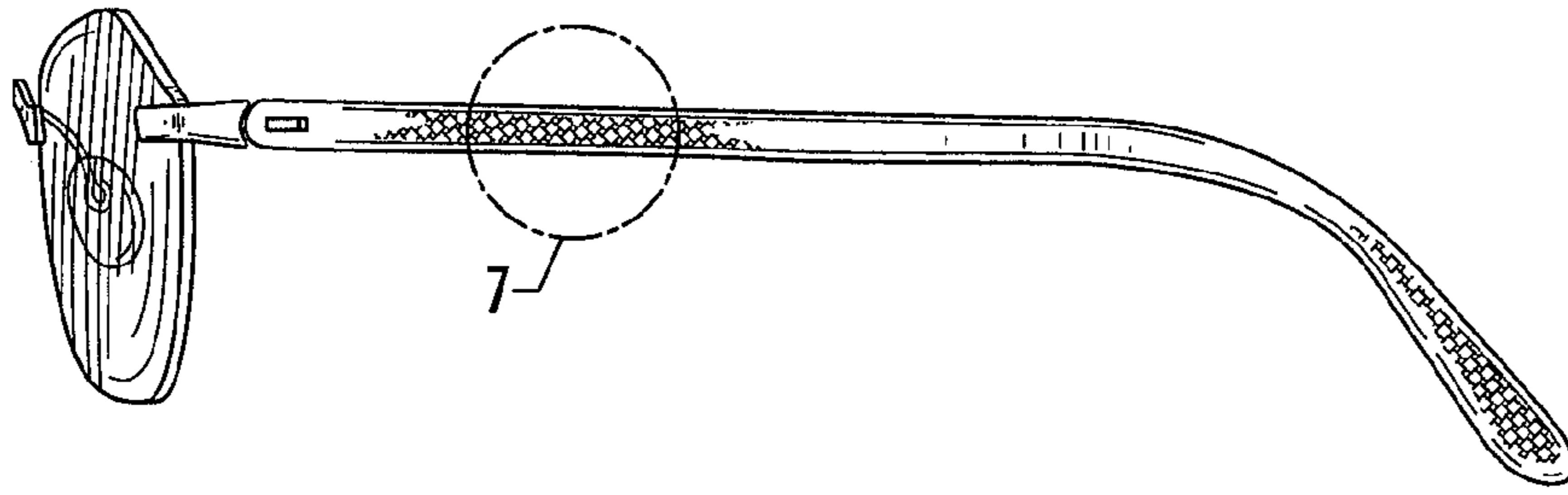


FIG. 6




FIG. 7