

US00D567819S

(12) **United States Design Patent**
Devericks et al.

(10) **Patent No.:** **US D567,819 S**
(45) **Date of Patent:** **** Apr. 29, 2008**

(54) **HANDHELD MULTIMEDIA DEVICE**

(76) Inventors: **James K. Devericks**, 3500 Amberjack Rd., Lantana, FL (US) 33462;
Ainsworth J. Spence, Jr., 33 B Crossings Cir., Boynton Beach, FL (US) 33435; **Jason D. Stonek**, 5192 Arbor Glen Cir., Lake Worth, FL (US) 33463;
Jay F. Salts, III, 829 SW. 1st. Ct., Boynton Beach, FL (US) 33426

(**) Term: **14 Years**

(21) Appl. No.: **29/279,853**

(22) Filed: **May 9, 2007**

(51) **LOC (8) Cl.** **14-03**

(52) **U.S. Cl.** **D14/496**

(58) **Field of Classification Search** D14/496,
D14/401, 435, 474, 483, 217, 137, 138, 160,
D14/168; 345/156, 169, 173-179, 905; 715/727-729,
715/864; 455/11.1, 7, 73, 344-347, 93, 95;
370/342-344; 369/1, 2, 6, 12; 463/43-47;
273/148 B

See application file for complete search history.

(56) **References Cited**

U.S. PATENT DOCUMENTS

6,593,914 B1 * 7/2003 Nuovo et al. 345/169

6,977,675 B2 * 12/2005 Kotzin 348/208.2
7,046,230 B2 * 5/2006 Zadesky et al. 345/156
D538,298 S * 3/2007 Naruki D14/496
D543,554 S * 5/2007 Dai D14/496
D547,330 S * 7/2007 Lee D14/496
D547,331 S * 7/2007 Jung et al. D14/496
D553,640 S * 10/2007 Kimura et al. D14/496

* cited by examiner

Primary Examiner—Prabhakar Deshmukh
(74) *Attorney, Agent, or Firm*—McHale & Slavin, P.A.

(57) **CLAIM**

The ornamental design for a handheld multimedia device, as shown and described.

DESCRIPTION

FIG. 1 is a front elevational view of a handheld multimedia device showing our new design;

FIG. 2 is a rear elevational view thereof;

FIG. 3 is a left side elevational view thereof;

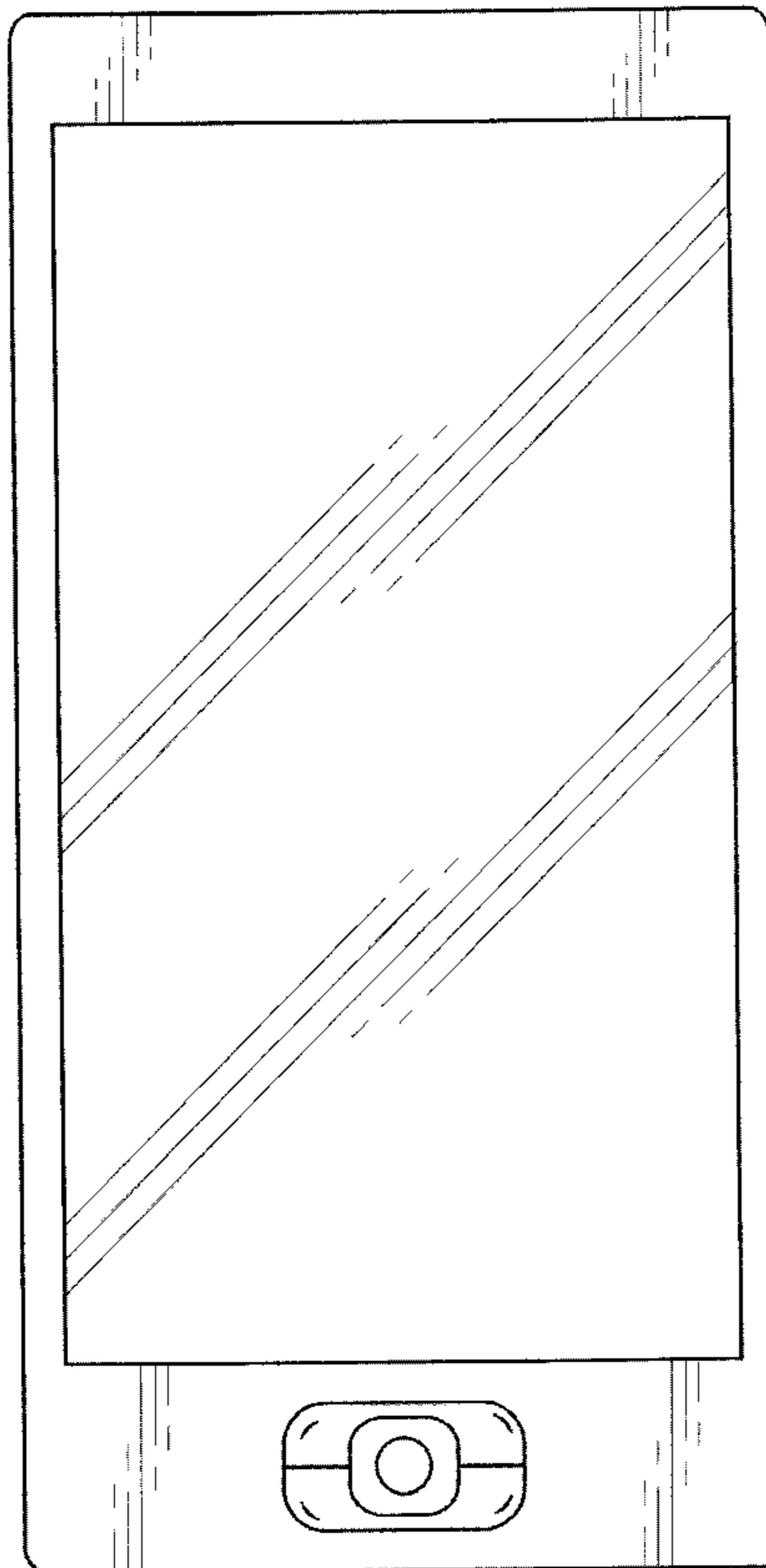
FIG. 4 is a right side elevational view thereof;

FIG. 5 is a top plan view thereof; and,

FIG. 6 is a bottom plan view thereof.

The broken lines environmental are for illustrative purpose only and form no part of the claimed design.

1 Claim, 4 Drawing Sheets






Fig. 1




Fig. 2




Fig. 3

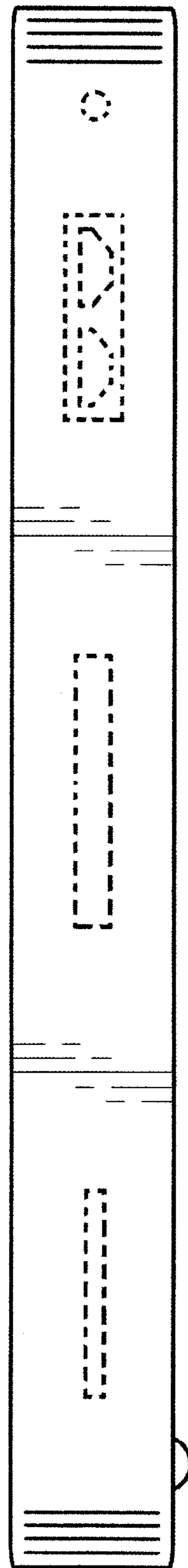


Fig. 4




Fig. 5

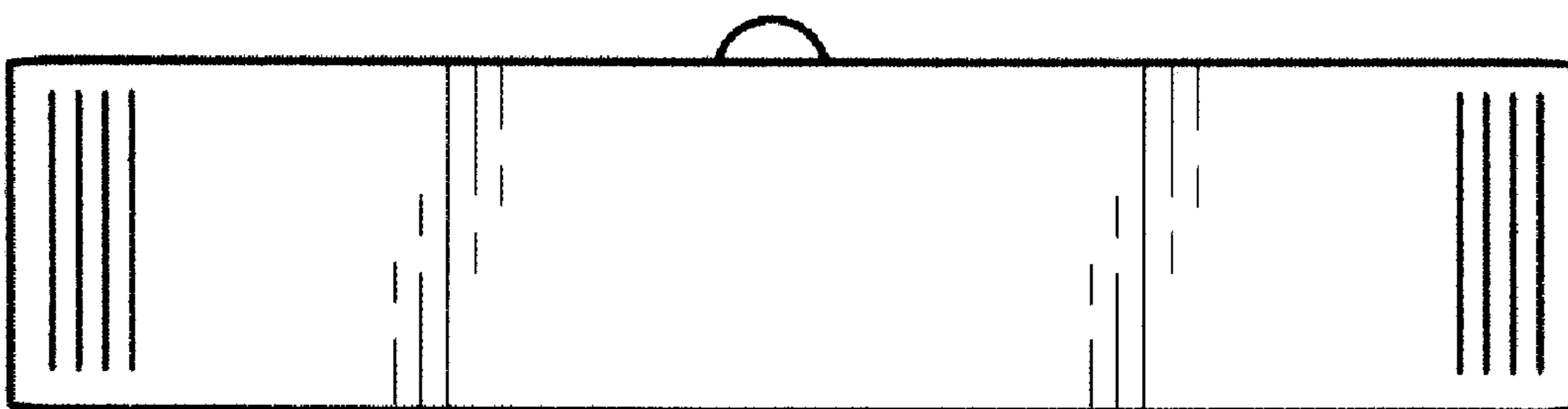


Fig. 6