

US00D567803S

(12) **United States Design Patent**
Radivojevic

(10) **Patent No.: US D567,803 S**

(45) **Date of Patent: ** Apr. 29, 2008**

(54) **REMOTE CONTROL UNIT**

D543,971 S * 6/2007 d'Hoore D14/218

(75) Inventor: **Z. Radivojevic**, Bristol (GB)

(73) Assignee: **Koninklijke Philips Electronics N.V.**,
Eindhoven (NL)

* cited by examiner

(**) Term: **14 Years**

Primary Examiner—Robert M. Spear
Assistant Examiner—John Windmuller

(21) Appl. No.: **29/278,852**

(22) Filed: **Apr. 12, 2007**

(57) **CLAIM**

The ornamental design for a remote control unit, as shown.

(30) **Foreign Application Priority Data**

Oct. 13, 2006 (EM) 000603964-0001

DESCRIPTION

(51) **LOC (8) Cl.** **14-03**

(52) **U.S. Cl.** **D14/218**

(58) **Field of Classification Search** D14/218,
D14/455; D13/168; D21/566; D10/104,
D10/106; 345/169; 348/14.05, 114, 211.99,
348/734; 340/825.24; 341/22; 455/92,
455/95, 128, 151.1–151.4, 352, 355, FOR. 121;
700/65

FIG. 1 is a perspective view showing my design;
FIG. 2 is a front elevational view thereof;
FIG. 3 is a rear elevational view thereof;
FIG. 4 is a right side elevational view thereof;
FIG. 5 is a left side elevational view thereof;
FIG. 6 is a top plan view thereof; and,
FIG. 7 is a bottom plan view thereof.


See application file for complete search history.

(56) **References Cited**

U.S. PATENT DOCUMENTS

D531,990 S * 11/2006 Kobayashi D14/217

1 Claim, 3 Drawing Sheets






FIG. 1




FIG. 2




FIG. 3




FIG. 4




FIG. 5

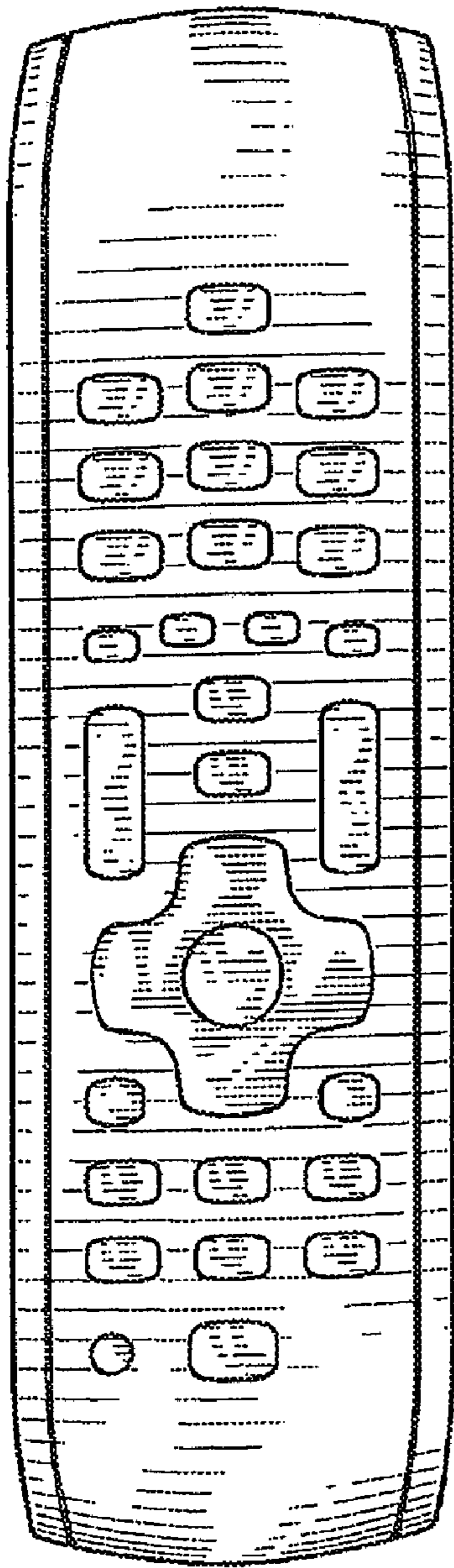


FIG. 6




FIG. 7