



US00D567782S

(12) **United States Design Patent**  
**Chung et al.**

(10) **Patent No.:** **US D567,782 S**  
(45) **Date of Patent:** **\*\* Apr. 29, 2008**

(54) **HANDSFREE PORTABLE PHONE**  
(75) Inventors: **Jong-Bo Chung**, Seoul (KR); **Yang-Jic Lee**, Seoul (KR); **Beom-Ku Han**, Seoul (KR); **Chang-Hwan Hwang**, Goyang-Si (KR)  
(73) Assignee: **Samsung Electronics Co., Ltd.**, Suwon-Si (KR)

D395,303 S \* 6/1998 Kawashima ..... D14/138  
D452,250 S \* 12/2001 Chan ..... D14/496  
D497,888 S \* 11/2004 Brandis ..... D14/138  
D507,251 S \* 7/2005 Burns et al. .... D14/138  
D533,563 S \* 12/2006 Kwon et al. .... D14/496  
D541,784 S \* 5/2007 Cho et al. .... D14/138  
D555,169 S \* 11/2007 Shimizu et al. .... D14/496  
D559,816 S \* 1/2008 Moon et al. .... D14/138  
2003/0063196 A1 \* 4/2003 Palatov et al. .... 348/211.2

(\*\*) Term: **14 Years**  
(21) Appl. No.: **29/259,878**  
(22) Filed: **May 18, 2006**

\* cited by examiner  
*Primary Examiner*—Ian Simmons  
*Assistant Examiner*—Carla Wright  
(74) *Attorney, Agent, or Firm*—Staas & Halsey LLP

(30) **Foreign Application Priority Data**  
Dec. 2, 2005 (KR) ..... 30-2005-0040614

(57) **CLAIM**

The ornamental design for a handsfree portable phone, as shown and described.

(51) **LOC (8) Cl.** ..... **14-03**  
(52) **U.S. Cl.** ..... **D14/138**  
(58) **Field of Classification Search** ..... D14/137–138, D14/143–144, 147–148, 156, 160, 192, 205–206, D14/218, 247–249, 341–347, 496, 390, 399, D14/455, 456; D16/208; D21/329, 331, D21/333, 517; 348/14.01–14.02; 361/814; 379/433.01–433.13; 455/90.3, 556.1–556.2, 455/566, 575.1, 575.3, 575.4; D13/164, D13/168; 439/165; 343/702; D10/104  
See application file for complete search history.

**DESCRIPTION**

FIG. 1 is a perspective view of the handsfree portable phone showing our design;  
FIG. 2 is a front view thereof;  
FIG. 3 is a rear view thereof;  
FIG. 4 is a left side view thereof;  
FIG. 5 is a right side view thereof;  
FIG. 6 is a top plan view thereof;  
FIG. 7 is a bottom plan view thereof; and,  
FIG. 8 is a front view thereof with lanyard.

The broken line showing of environmental structures is for illustrative purposes only and forms no part of the claimed design.

(56) **References Cited**  
U.S. PATENT DOCUMENTS  
D272,244 S \* 1/1984 Scheid ..... D14/191  
D305,429 S \* 1/1990 Berkheij ..... D14/191  
D307,012 S \* 4/1990 Berkheij ..... D14/191  
D374,668 S \* 10/1996 Komamiya et al. .... D14/91

**1 Claim, 5 Drawing Sheets**

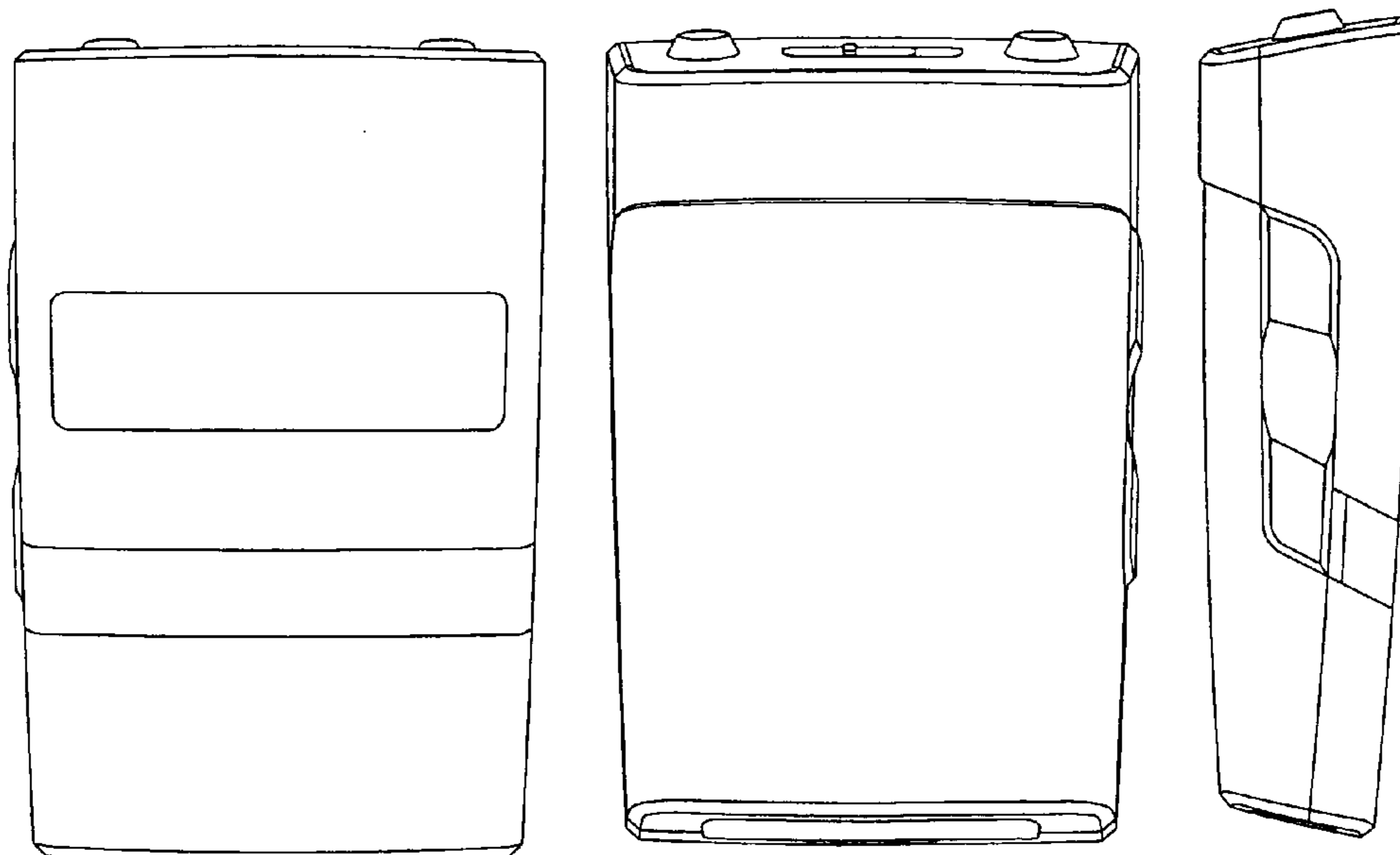


FIGURE 1

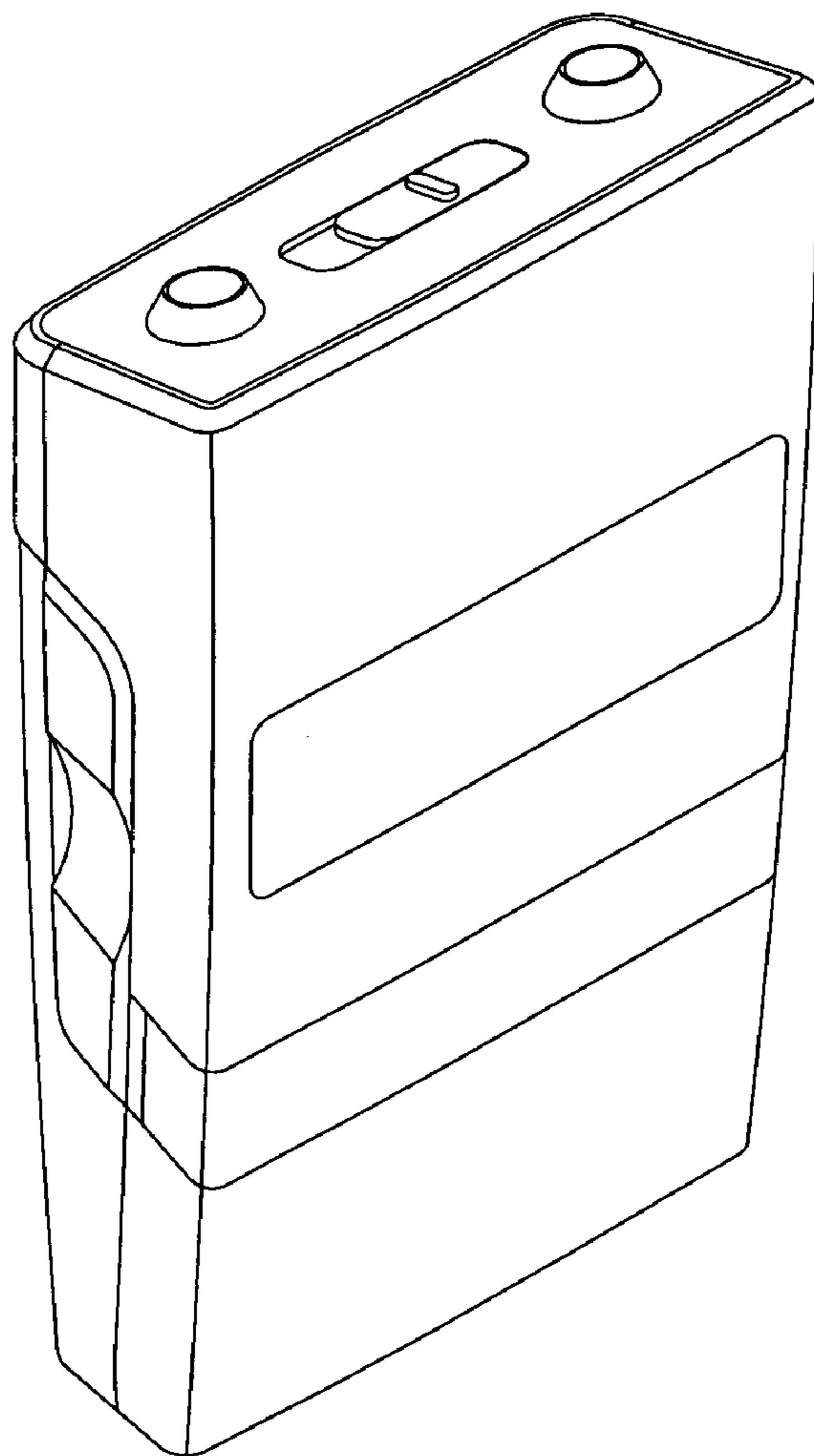


FIGURE 2




FIGURE 3




FIGURE 4

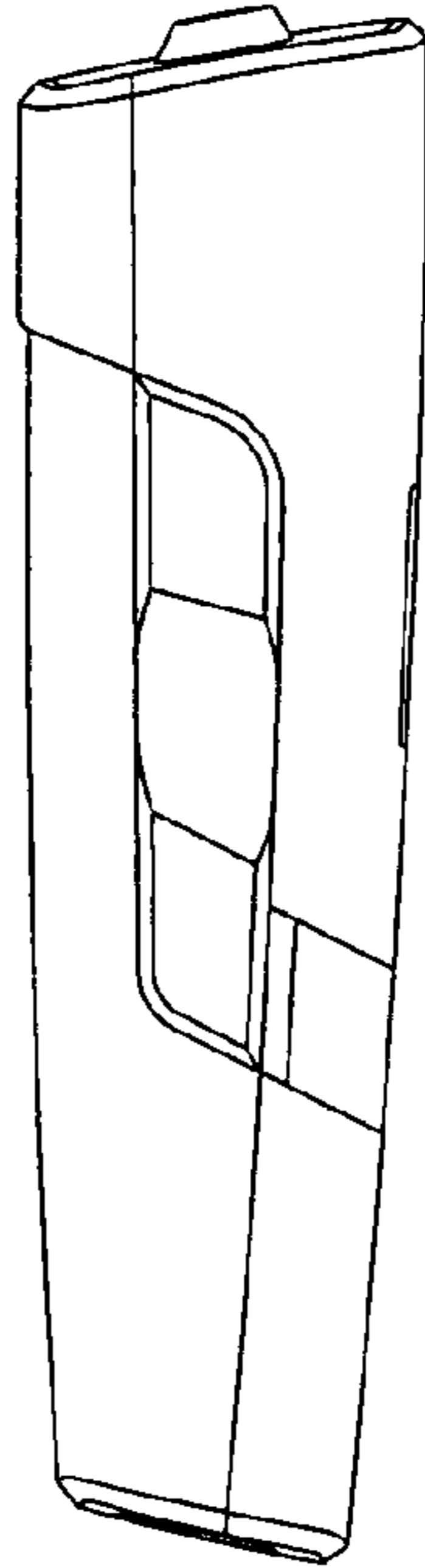


FIGURE 5

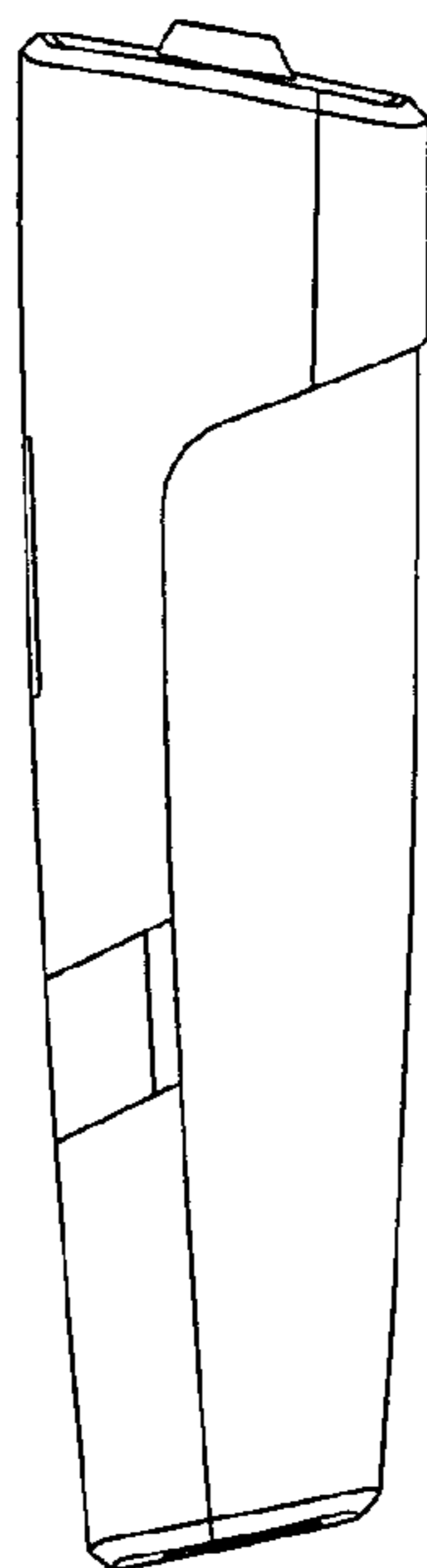


FIGURE 6

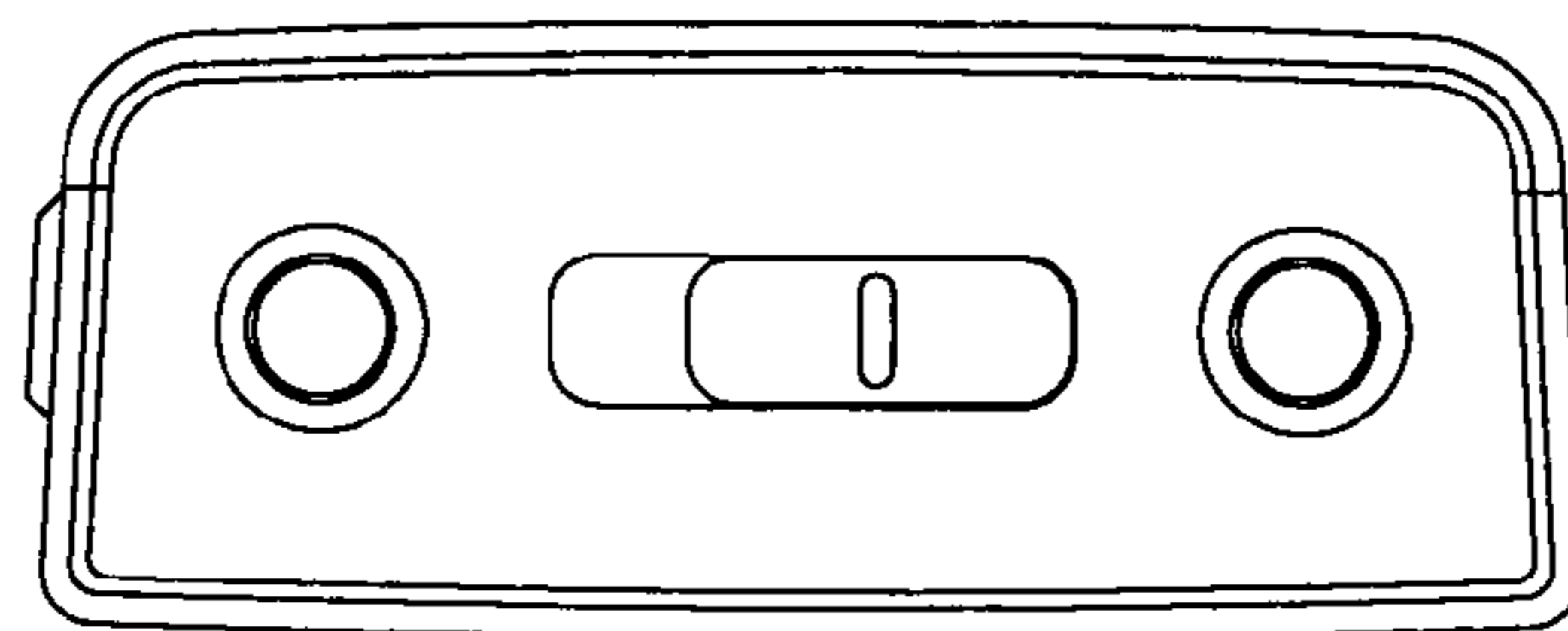


FIGURE 7

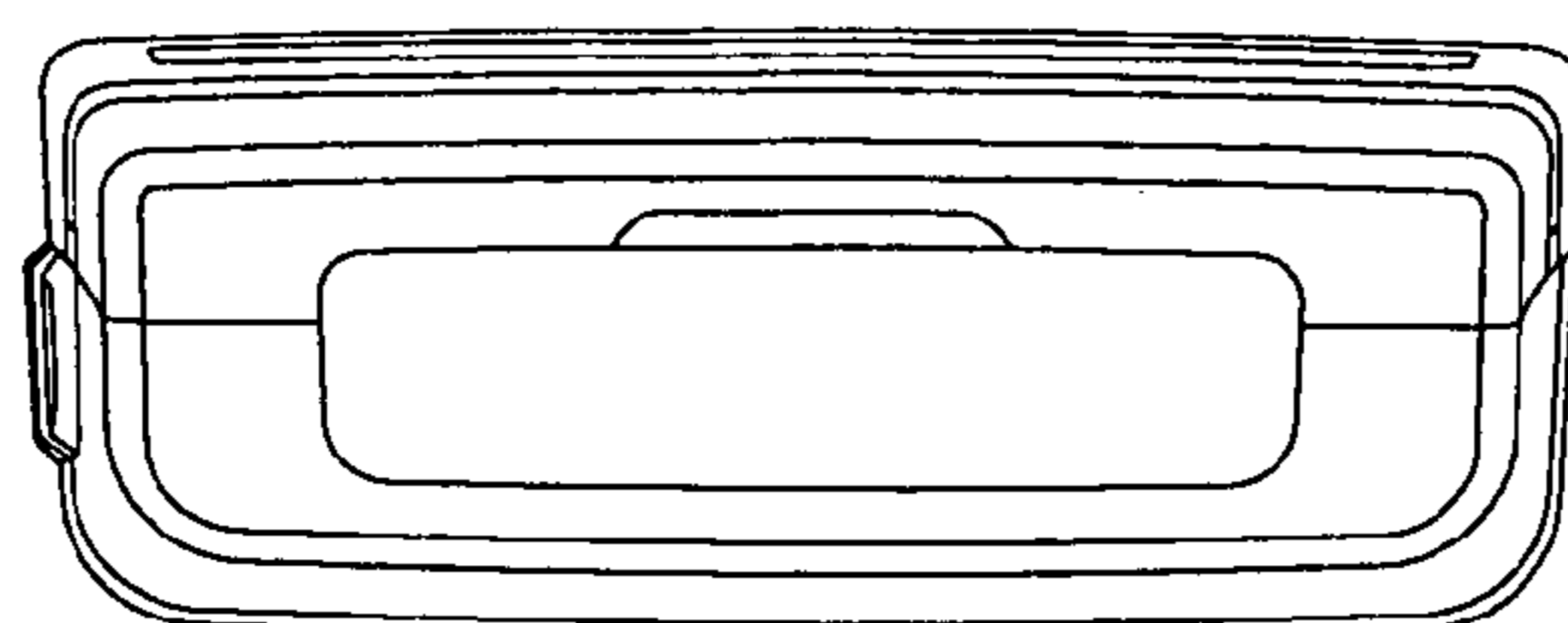


FIGURE 8

