

US00D567741S

(12) **United States Design Patent**
Chalek et al.

(10) **Patent No.:** **US D567,741 S**
(45) **Date of Patent:** **** Apr. 29, 2008**

(54) **PHOTO VISOR ORGANIZER**

(76) Inventors: **Sean M. Chalek**, 870 Brompton Ct.,
Carol Stream, IL (US) 60188; **Joseph**
A. Fisher, 137 S. 3rd St., Lombard, IL
(US) 60148

(**) Term: **14 Years**

(21) Appl. No.: **29/292,053**

(22) Filed: **Sep. 26, 2007**

(51) **LOC (8) Cl.** **12-16**

(52) **U.S. Cl.** **D12/417**

(58) **Field of Classification Search** D12/417,
D12/191; 40/745, 730, 735; D6/301-306;
D3/215, 226, 247-249, 252-253, 301, 290,
D3/299; 224/311-314, 275, 901, 929; 296/97.5-97.8,
296/97.11

See application file for complete search history.

(56) **References Cited**

U.S. PATENT DOCUMENTS

2,097,419 A	10/1937	Schmidt	
2,211,879 A	8/1940	Cave	
2,453,843 A	11/1948	Hanson	
2,486,096 A	10/1949	Axford et al.	
2,531,295 A	11/1950	Ritchie	
2,673,670 A	3/1954	Steele	
2,707,072 A	4/1955	Sims	
3,026,999 A	3/1962	Constantino	
4,388,770 A	6/1983	Manor	
4,391,053 A	7/1983	Anthony	
D272,059 S *	1/1984	Bell et al.	D12/417
4,844,311 A	7/1989	Kalen	
D310,602 S	9/1990	Hatzipanagos	
D343,514 S *	1/1994	Underwood, Jr.	D12/417
5,402,924 A	4/1995	Gilson	
D362,552 S	9/1995	Benninger et al.	
5,590,827 A	1/1997	Nimpoeno	
D386,467 S *	11/1997	Alves et al.	D12/417

D391,919 S *	3/1998	Brassard	D12/417
5,761,839 A *	6/1998	Heikkila	40/730
5,887,773 A	3/1999	Booth	
D413,148 S	8/1999	Ferguson	
D413,293 S	8/1999	Haas et al.	
6,024,400 A	2/2000	Donoughe et al.	
6,163,997 A *	12/2000	Deralas	40/745
6,209,918 B1	4/2001	Christopherson	
D479,503 S *	9/2003	Robinson	D12/417
6,659,529 B2	12/2003	Palmer et al.	
6,776,446 B1	8/2004	Tutt	
2003/0160474 A1	8/2003	Palmer et al.	
2003/0183667 A1	10/2003	Mantis	
2004/0164110 A1	8/2004	Mantis	
2006/0037985 A1	2/2006	Hiemstra et al.	
2006/0138000 A1	6/2006	Jensen et al.	

* cited by examiner

Primary Examiner—Stacia Cadmus
(74) *Attorney, Agent, or Firm*—Meroni & Meroni, P.C.;
Charles F. Meroni, Jr.; Christopher J. Scott

(57) **CLAIM**

I claim the ornamental design for a photo visor organizer, as shown and described.

DESCRIPTION

FIG. 1 is a front view of a photo visor organizer, showing our new design;

FIG. 2 is a rear view thereof;

FIG. 3 is a left side view thereof;

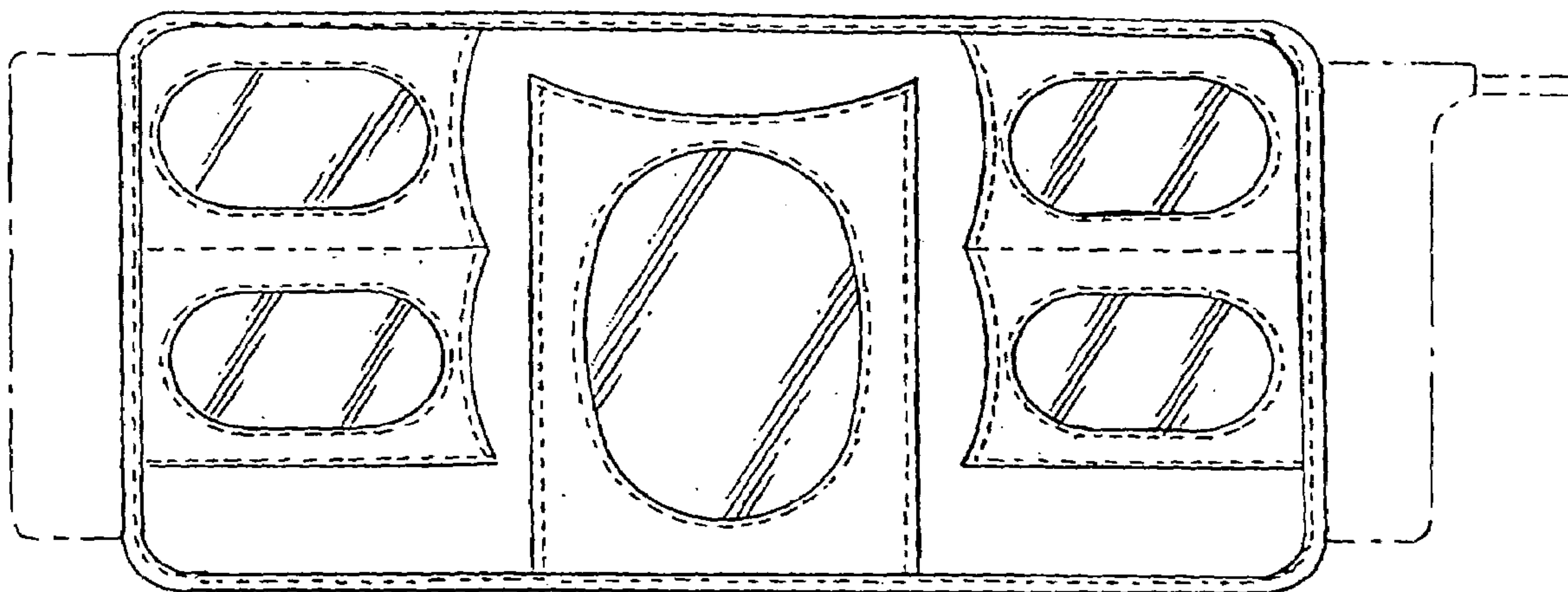
FIG. 4 is a right side view thereof;

FIG. 5 is a top view thereof; and,

FIG. 6 is a bottom view thereof.

The broken line showing of the visor is included for the purpose of illustrating environmental structure and forms no part of the claimed design.

1 Claim, 2 Drawing Sheets



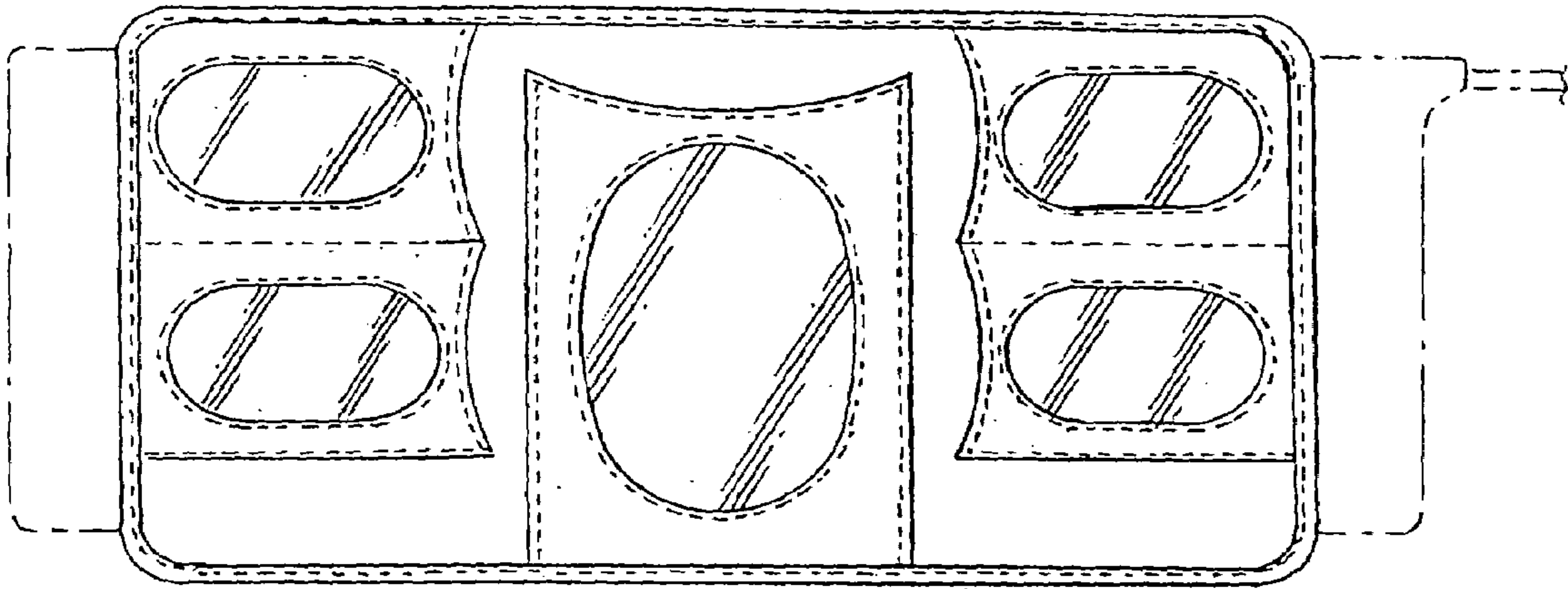


Fig. 1

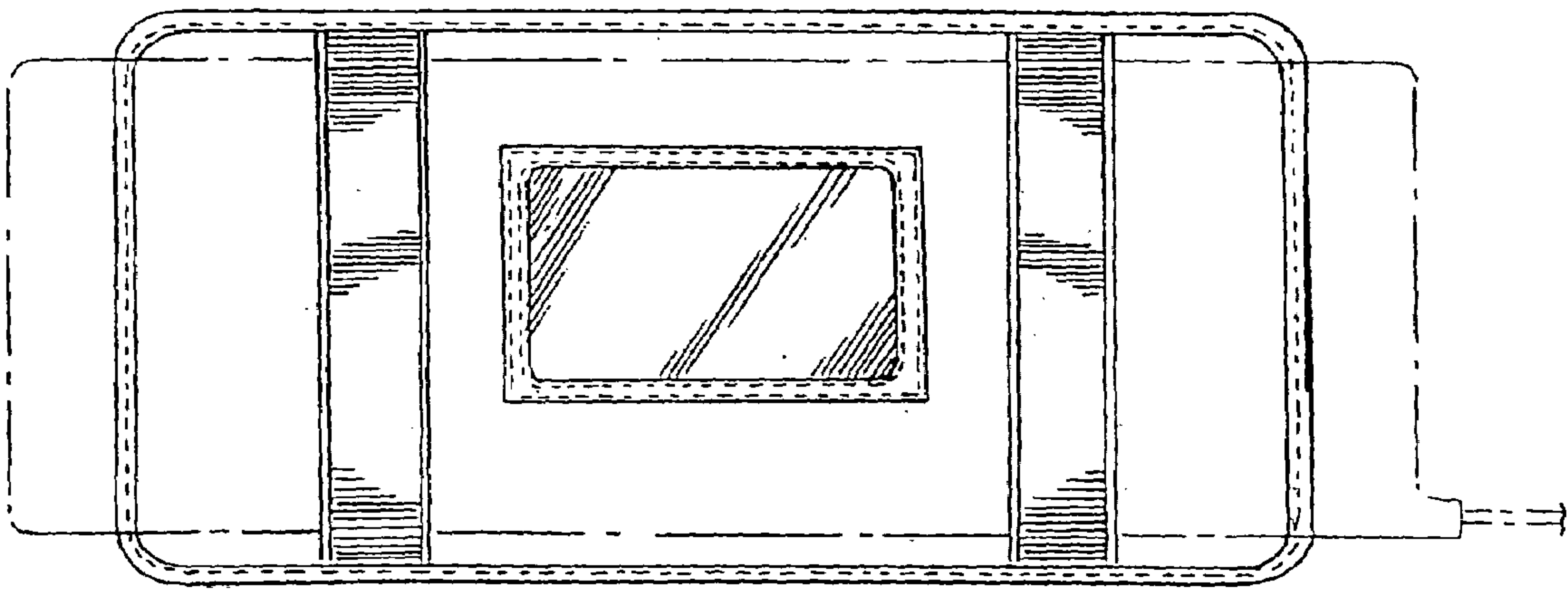


Fig. 2



Fig. 3



Fig. 4




Fig. 5




Fig. 6