

US00D567724S

(12) **United States Design Patent**  
**Irie et al.**

(10) **Patent No.:** **US D567,724 S**

(45) **Date of Patent:** **\*\* Apr. 29, 2008**

(54) **BUMPER FOR VEHICLE**

(75) Inventors: **Shinichiro Irie**, Machida (JP); **Takeshi Nakajima**, Pforzheim (DE)

(73) Assignee: **Nissan Motor Co., Ltd.**, Yokohama-shi (JP)

(\*\*) Term: **14 Years**

(21) Appl. No.: **29/264,493**

(22) Filed: **Aug. 11, 2006**

(51) **LOC (8) Cl.** ..... **12-16**

(52) **U.S. Cl.** ..... **D12/169**

(58) **Field of Classification Search** ..... D12/90-92,  
D12/86, 169, 196, 163; 296/180.1, 180.2;  
293/102, 113, 115, 117, 120

See application file for complete search history.

(56) **References Cited**

**U.S. PATENT DOCUMENTS**

- D498,443 S \* 11/2004 Koyama et al. .... D12/169
- D508,879 S \* 8/2005 Pfeiffer et al. .... D12/169
- D511,126 S \* 11/2005 Tabata et al. .... D12/169

- D514,038 S \* 1/2006 Chan ..... D12/169
- D521,905 S \* 5/2006 Suzuki et al. .... D12/92
- D533,120 S \* 12/2006 Tachibana ..... D12/169
- D535,231 S \* 1/2007 Otsubo et al. .... D12/169

\* cited by examiner

*Primary Examiner*—Melody N. Brown

(74) *Attorney, Agent, or Firm*—Foley & Lardner LLP

(57) **CLAIM**

The ornamental design for a bumper for vehicle, as shown and described.

**DESCRIPTION**

FIG. 1 is a perspective view of a bumper for vehicle;  
 FIG. 2 is a front view thereof;  
 FIG. 3 is a rear view thereof;  
 FIG. 4 is a top plan view thereof;  
 FIG. 5 is a bottom plan view thereof; and,  
 FIG. 6 is a right side view thereof, a left side view being a mirror image of a right side view.

**1 Claim, 6 Drawing Sheets**

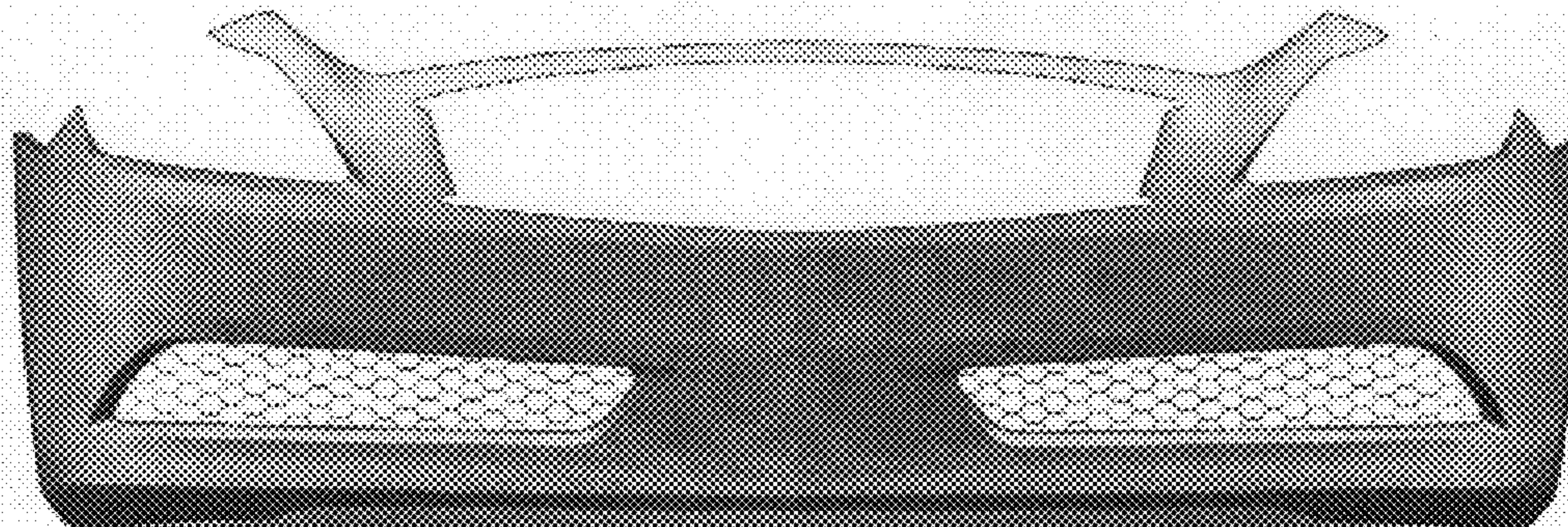




FIG. 1






FIG.2

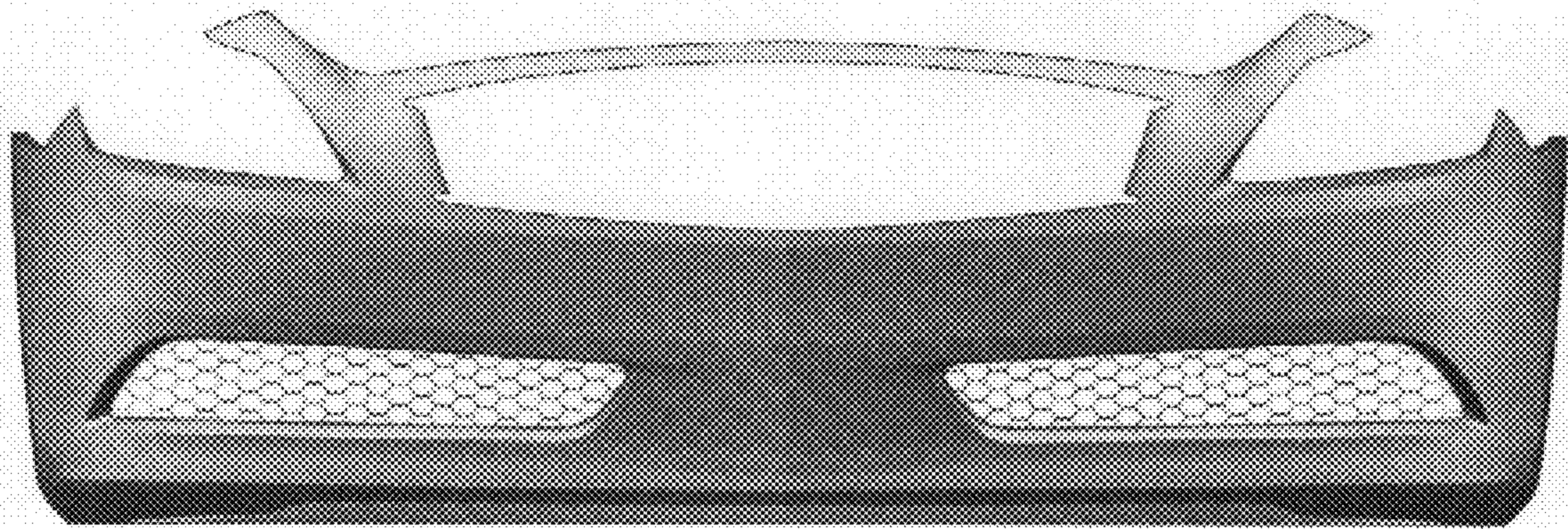


FIG.3






FIG.4




FIG.5






FIG. 6

