

US00D567711S

(12) **United States Design Patent**
Yoshie et al.

(10) **Patent No.:** **US D567,711 S**
(45) **Date of Patent:** **** Apr. 29, 2008**

(54) **BUCKLE**

D467,521 S * 12/2002 Yoshiguchi D11/216

(75) Inventors: **Kenichi Yoshie**, Kurobe (JP); **Miyuki Ohgaku**, Kurobe (JP)

FOREIGN PATENT DOCUMENTS

(73) Assignee: **YKK Corporation**, Tokyo (JP)

JP	2002-101915	4/2002
JP	2005-305112	11/2005
JP	1258296	12/2005

(**) Term: **14 Years**

* cited by examiner

(21) Appl. No.: **29/286,275**

Primary Examiner—Ralf Seifert

(22) Filed: **Apr. 30, 2007**

(74) *Attorney, Agent, or Firm*—Alston & Bird LLP

(30) **Foreign Application Priority Data**

(57) **CLAIM**

Jan. 24, 2007 (JP) 2007-001212

The ornamental design for a buckle, as shown and described.

(51) **LOC (8) Cl.** **02-07**

DESCRIPTION

(52) **U.S. Cl.** **D11/218**

(58) **Field of Classification Search** D11/200–201,
D11/206–210, 214–216, 218; 24/163 R,
24/169–171, 173, 177–179, 191, 194, 195,
24/200, 197

FIG. 1 is a front view of a buckle of the claimed design.

FIG. 2 is a rear view of the buckle of FIG. 1.

FIG. 3 is a plan view of the buckle of FIG. 1.

FIG. 4 is a base view of the buckle of FIG. 1.

See application file for complete search history.

FIG. 5 is a right side view of the buckle of FIG. 1, the left side view being symmetrical to the right side view; and,

FIG. 6 is a perspective reference view of the buckle of FIG. 1.

(56) **References Cited**

U.S. PATENT DOCUMENTS

D386,125 S * 11/1997 Anscher D11/218
D423,985 S * 5/2000 Yoshiguchi D11/218

1 Claim, 4 Drawing Sheets




FIG. 1




FIG. 2

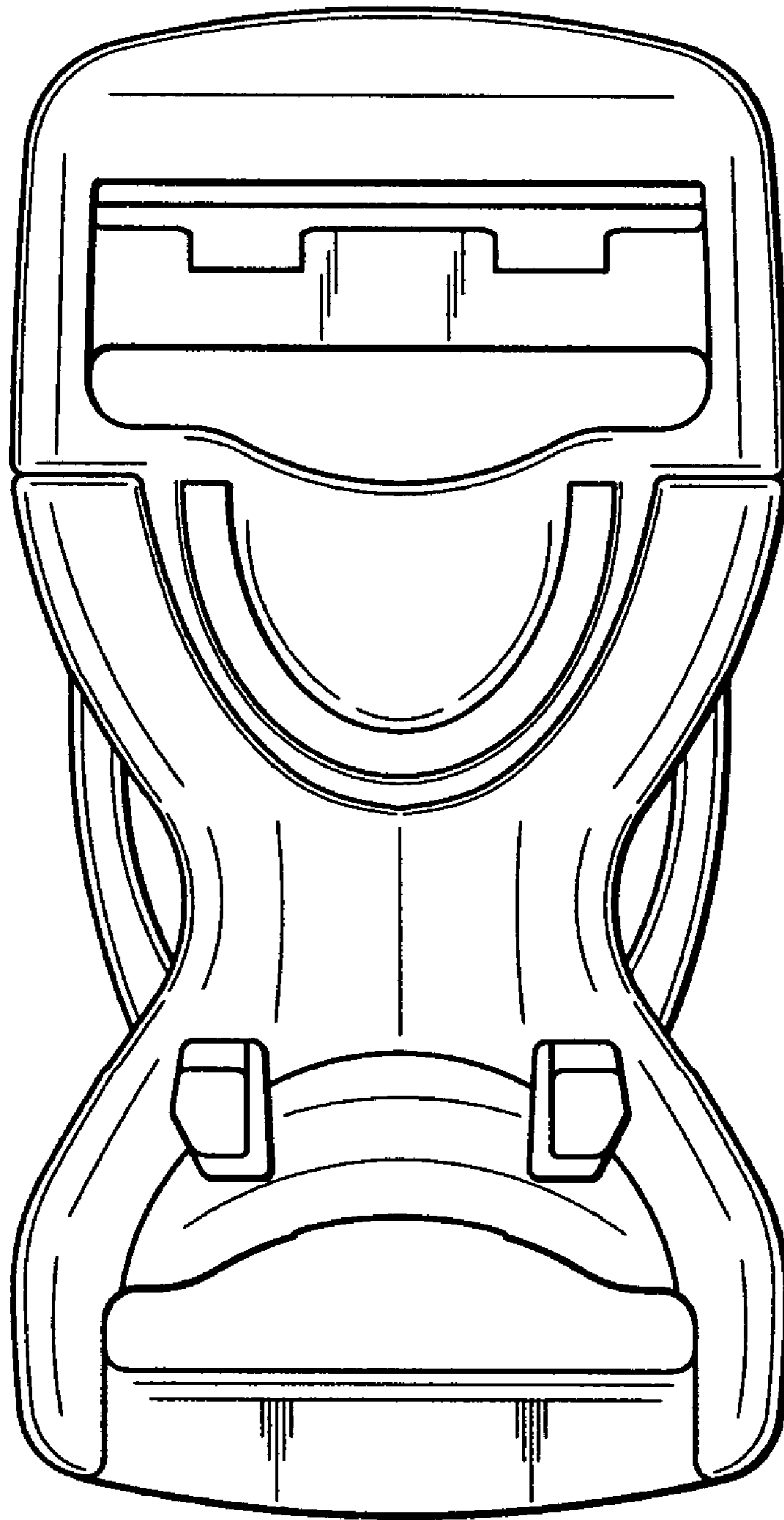


FIG. 3

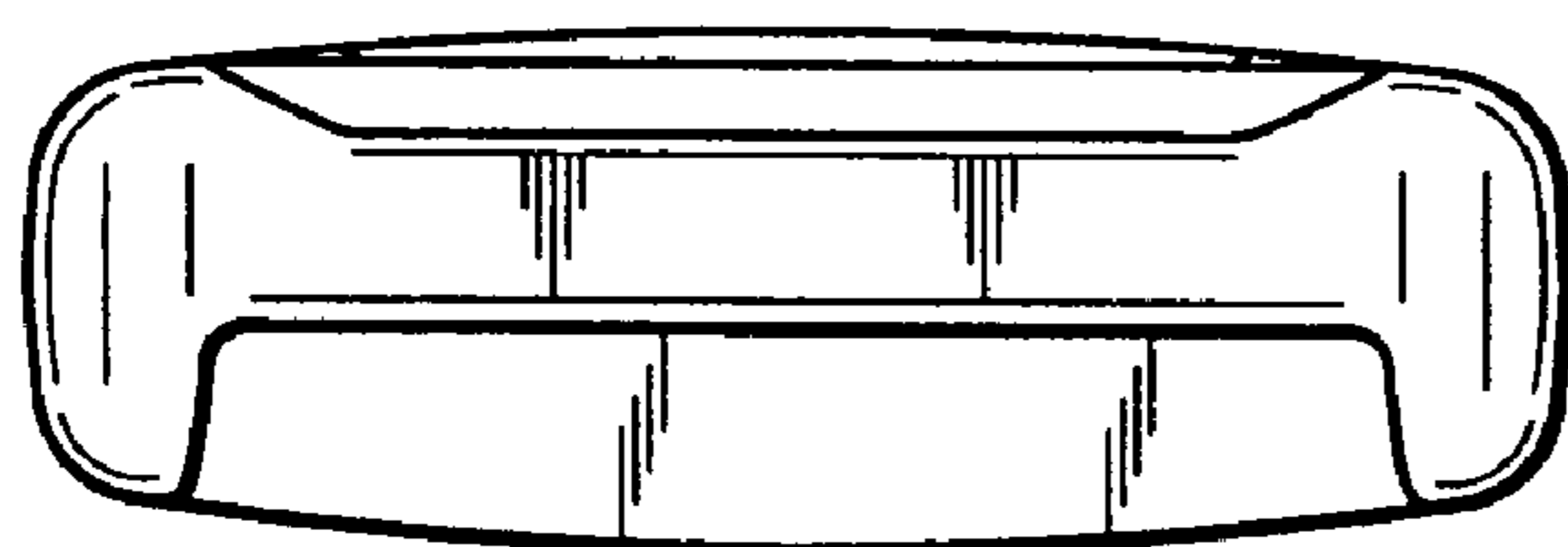


FIG. 5




FIG. 4

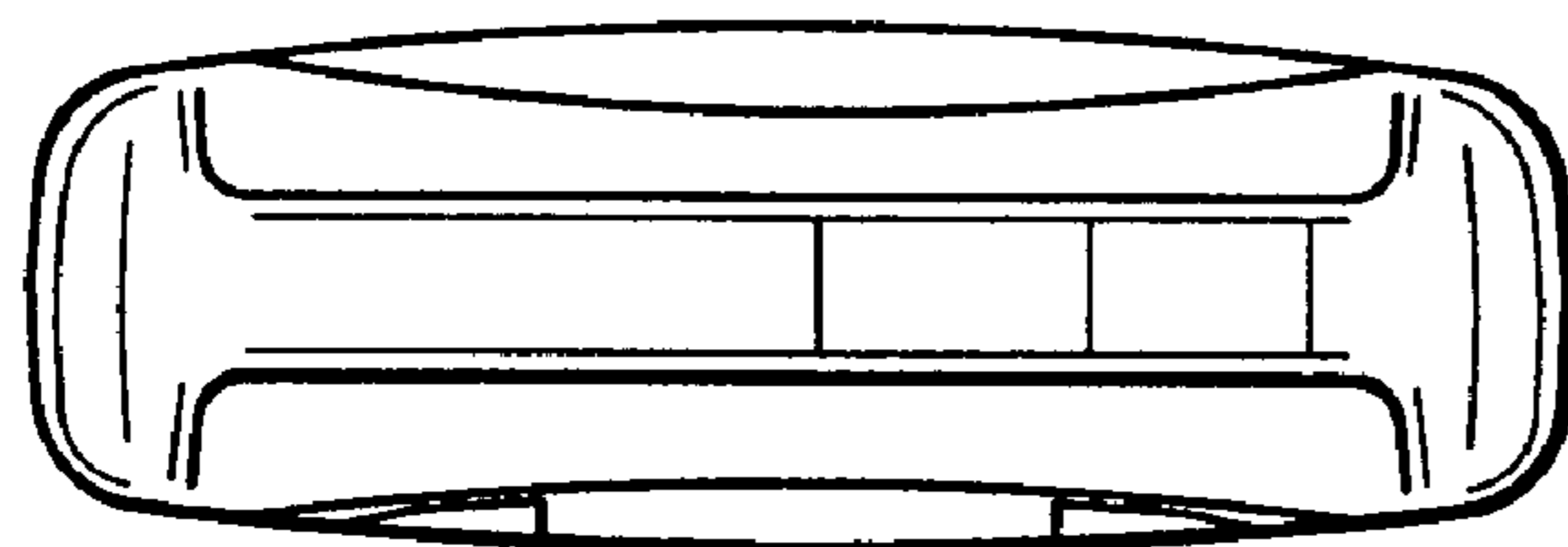


FIG. 6

