



US00D567706S

(12) **United States Design Patent**
Doutourian

(10) **Patent No.:** **US D567,706 S**

(45) **Date of Patent:** **** Apr. 29, 2008**

(54) **RING**

D542,692 S * 5/2007 Sabet D11/34
D542,693 S * 5/2007 Sabet D11/34

(75) Inventor: **Jack Doutourian**, Ridgefield, NJ (US)

* cited by examiner

(73) Assignee: **A. Link & Co., Inc.**, New York, NY (US)

Primary Examiner—Charles A. Rademaker

Assistant Examiner—Melanie Levy

(**) Term: **14 Years**

(74) *Attorney, Agent, or Firm*—Pryor Cashman LLP; Andrew S. Langsam

(21) Appl. No.: **29/269,679**

(57) **CLAIM**

(22) Filed: **Dec. 6, 2006**

The ornamental design for a ring, as shown and described.

(51) **LOC (8) Cl.** **11-01**

(52) **U.S. Cl.** **D11/91; 26/34**

(58) **Field of Classification Search** D11/3,
D11/26-39, 89-91, 92; 63/15, 15.1-15.4,
63/15.45, 15.5, 15.6, 15.65, 15.7, 26-27
See application file for complete search history.

DESCRIPTION

FIG. 1 is a bottom perspective view of a ring showing my new design;

FIG. 2 is a front elevation view thereof;

FIG. 3 is a top plan view thereof;

FIG. 4 is a bottom plan view thereof; and,

FIG. 5 is a left side view thereof, the right side view being a mirror image.

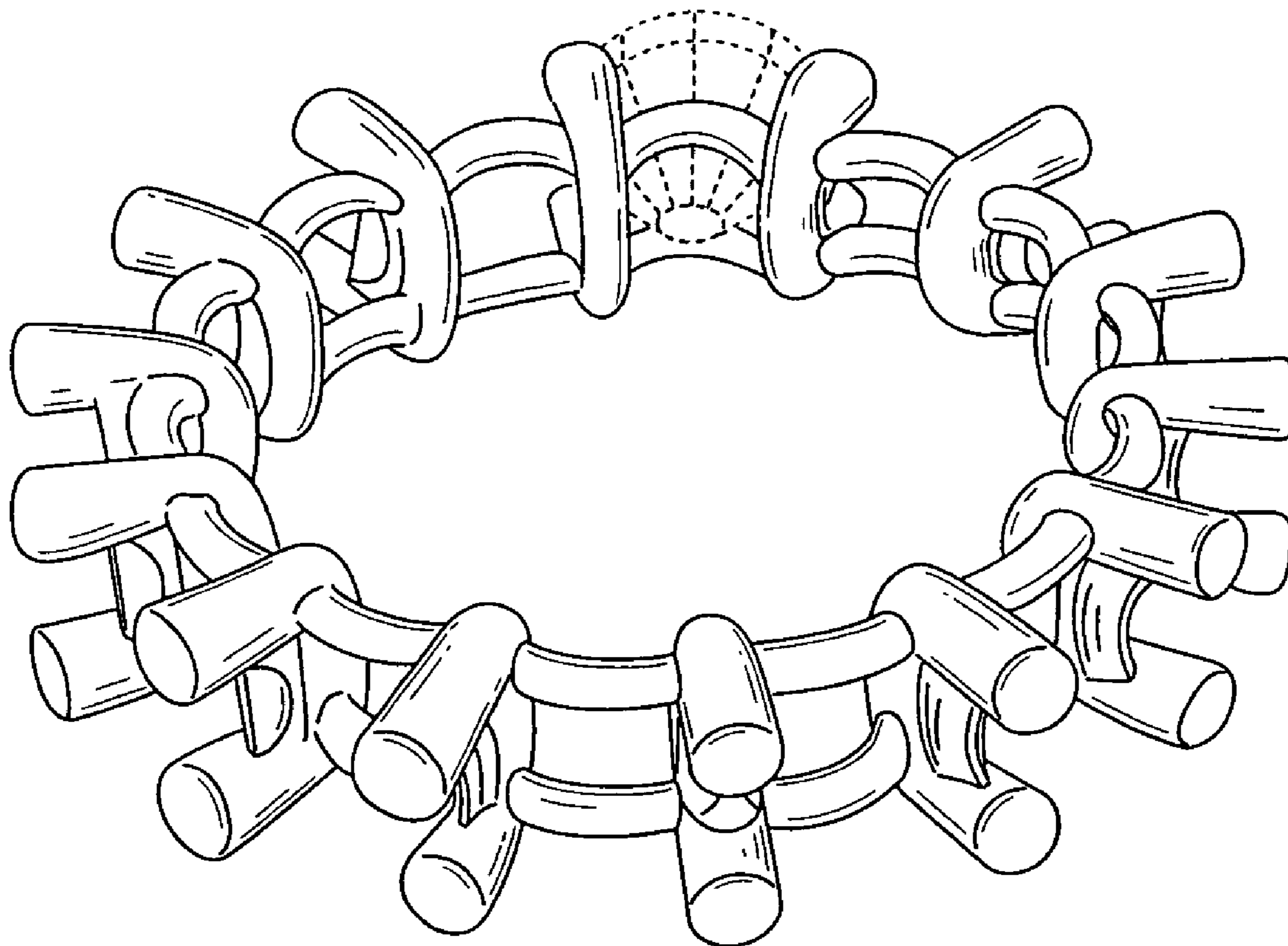
The broken lines are for illustrative purposes only and form no part of the claimed design.

(56) **References Cited**

U.S. PATENT DOCUMENTS

D107,649 S *	12/1937	Kiepe	D11/92
D439,190 S *	3/2001	Itzkowitz	D11/26
D451,046 S *	11/2001	Itzkowitz	D11/26
D513,712 S *	1/2006	Koren	D11/34
D520,397 S *	5/2006	Rives	D11/34

1 Claim, 4 Drawing Sheets



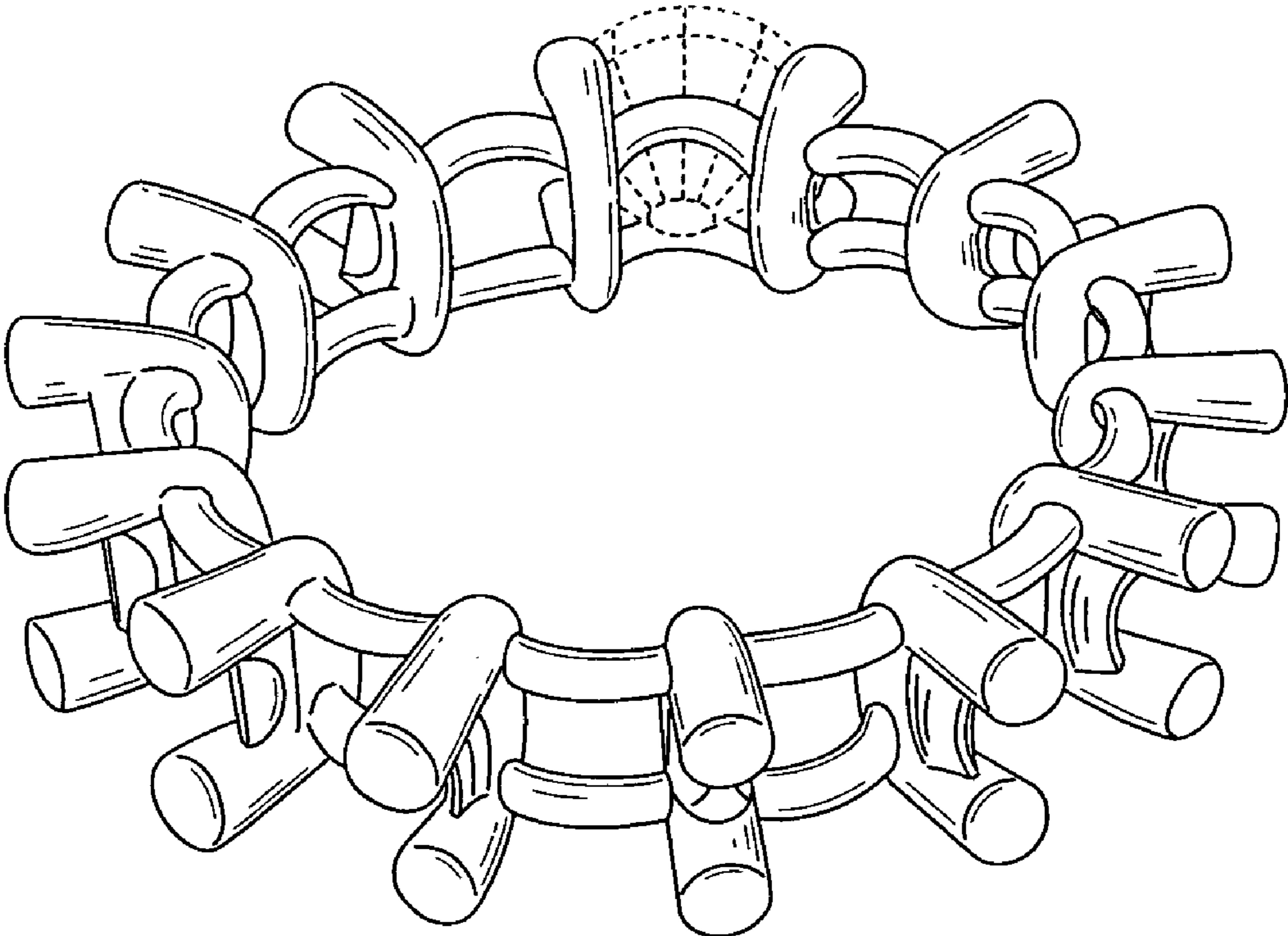


FIG. 1

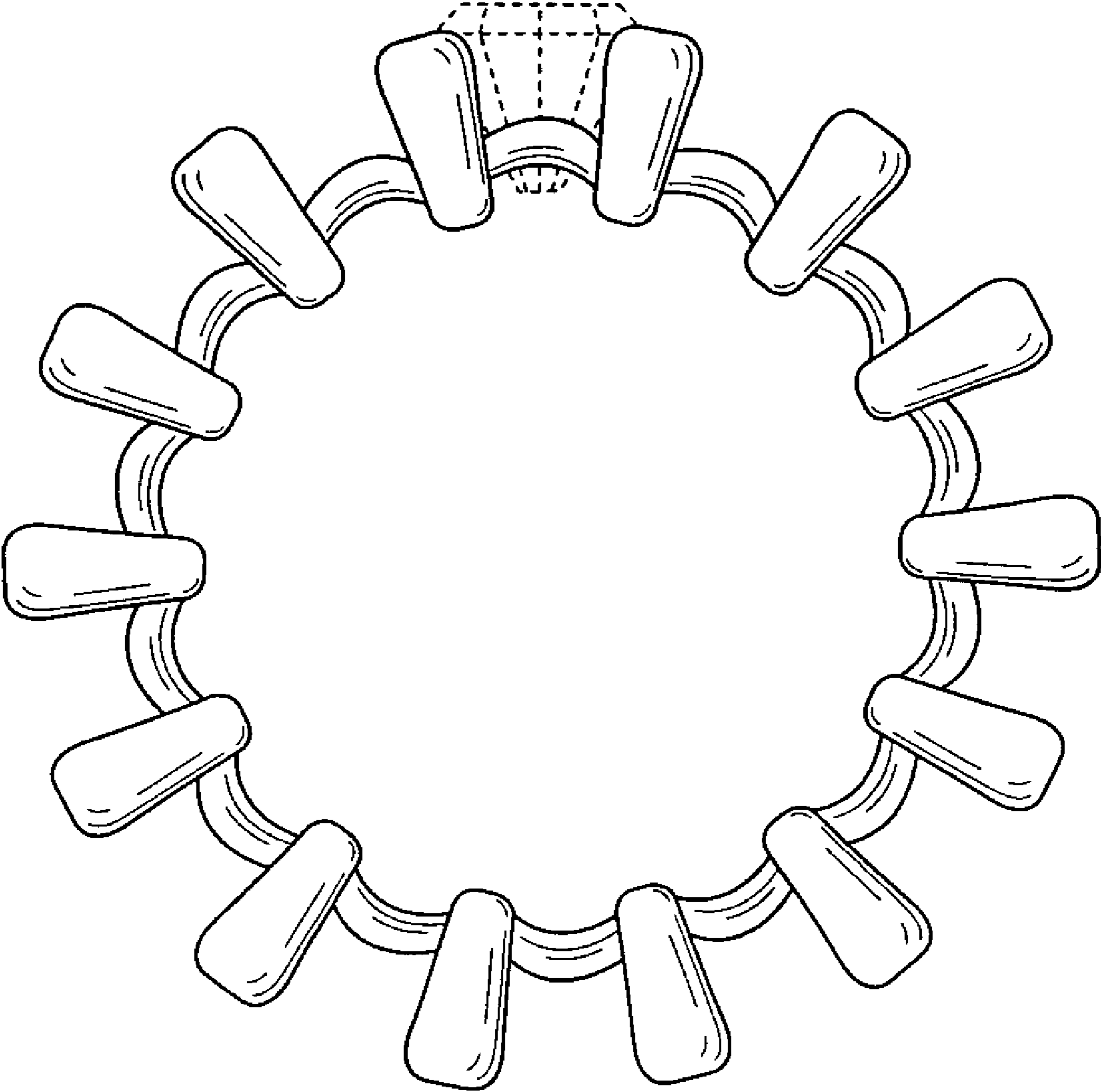


FIG. 2

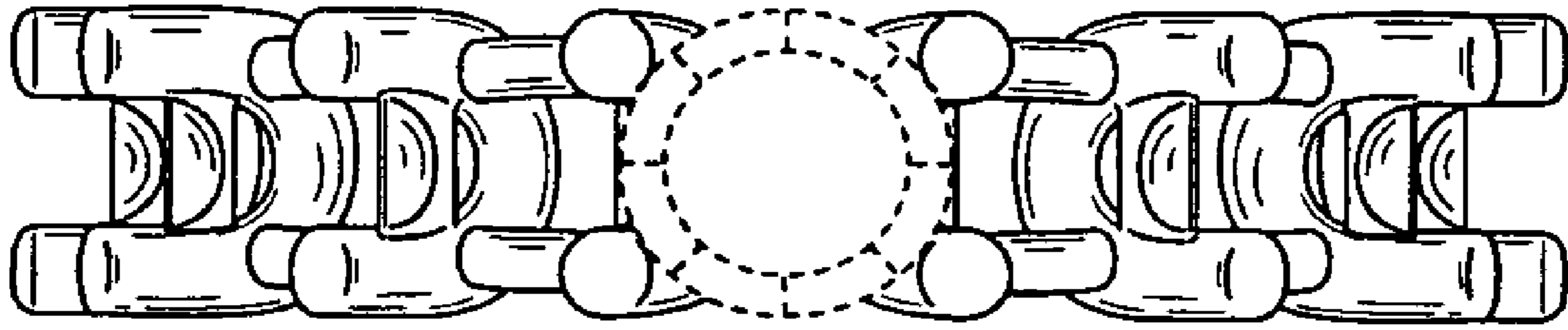


FIG. 3

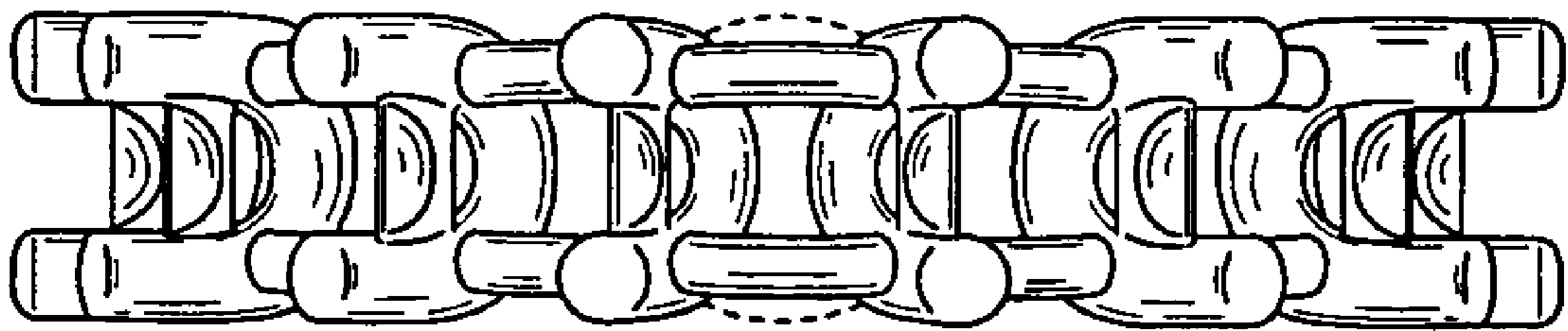


FIG. 4

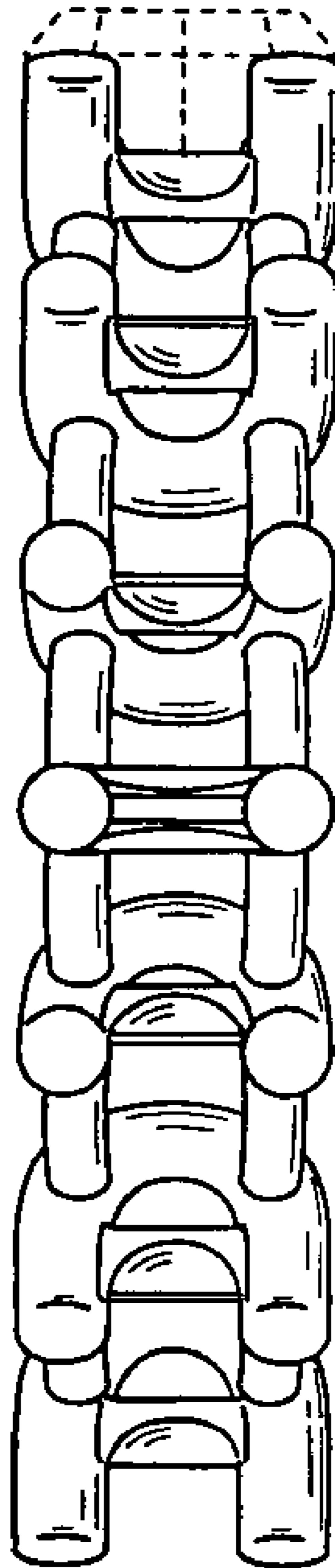


FIG. 5