



US00D567700S

(12) **United States Design Patent**
Bulgari

(10) **Patent No.:** **US D567,700 S**

(45) **Date of Patent:** **** Apr. 29, 2008**

(54) **RING**

D257,022 S * 9/1980 Barr D11/35
D503,648 S * 4/2005 Chang D11/26

(75) Inventor: **Paolo Bulgari**, Rome (IT)

* cited by examiner

(73) Assignee: **Bulgari, S.p.A.**, Rome (IT)

Primary Examiner—Charles A. Rademaker

(**) Term: **14 Years**

Assistant Examiner—Melanie Levy

(21) Appl. No.: **29/288,760**

(74) *Attorney, Agent, or Firm*—Reising, Ethington, Barnes, Kisselle, P.C.

(22) Filed: **Jun. 21, 2007**

(57) **CLAIM**

(30) **Foreign Application Priority Data**

The ornamental design for a ring, as shown and described.

Dec. 22, 2006 (EM) 000642350-0008

DESCRIPTION

(51) **LOC (8) Cl.** **11-01**

FIG. 1 shows a perspective view of same from the front part;

(52) **U.S. Cl.** **D11/26**

FIG. 2 shows a left side view of same;

(58) **Field of Classification Search** D11/2,

FIG. 3 shows a front view of same from the rear part;

D11/26-39, 91-92; 63/15, 15.1-15.4, 15.45,

FIG. 4 shows a right side view of same;

63/15.5, 15.6, 15.65, 15.7, 26-27

FIG. 5 shows a rear view of same;

See application file for complete search history.

FIG. 6 shows a top view of same;

(56) **References Cited**

FIG. 7 shows a bottom view of same; and,


U.S. PATENT DOCUMENTS

FIG. 8 shows a second perspective view.

D69,012 S * 12/1925 Dalin D11/30

D136,138 S * 8/1943 Blumstein D11/37

1 Claim, 1 Drawing Sheet






Fig. 1

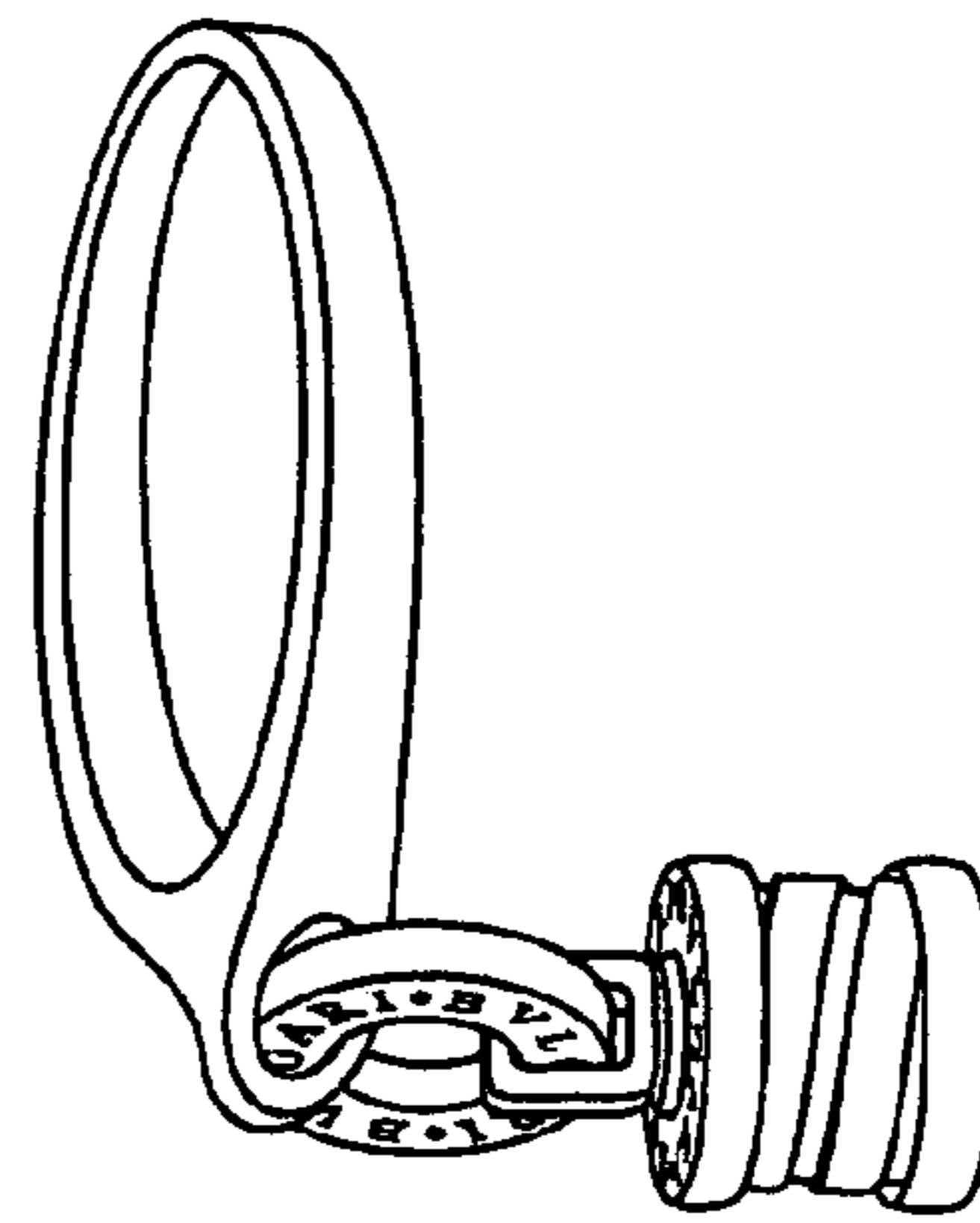


Fig. 2

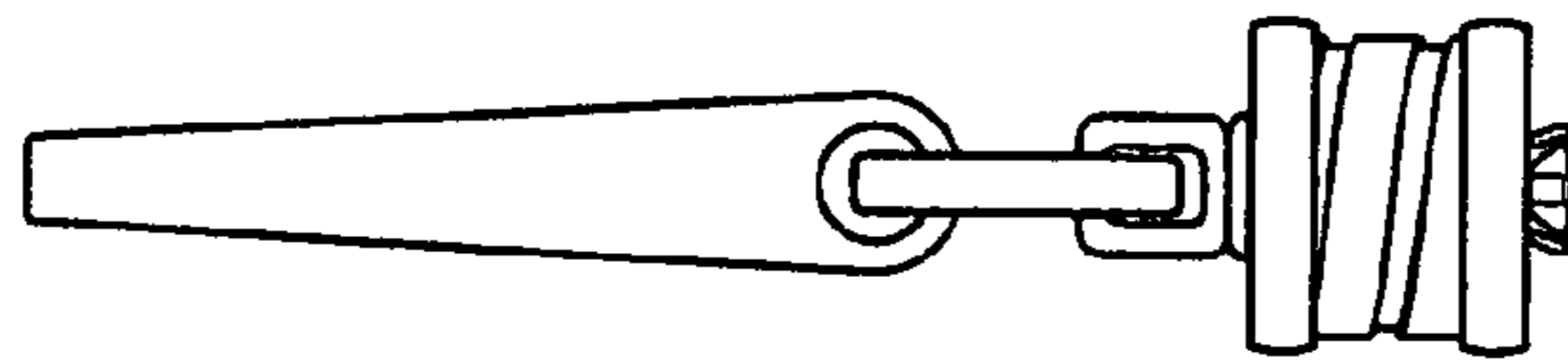


Fig. 3




Fig. 4

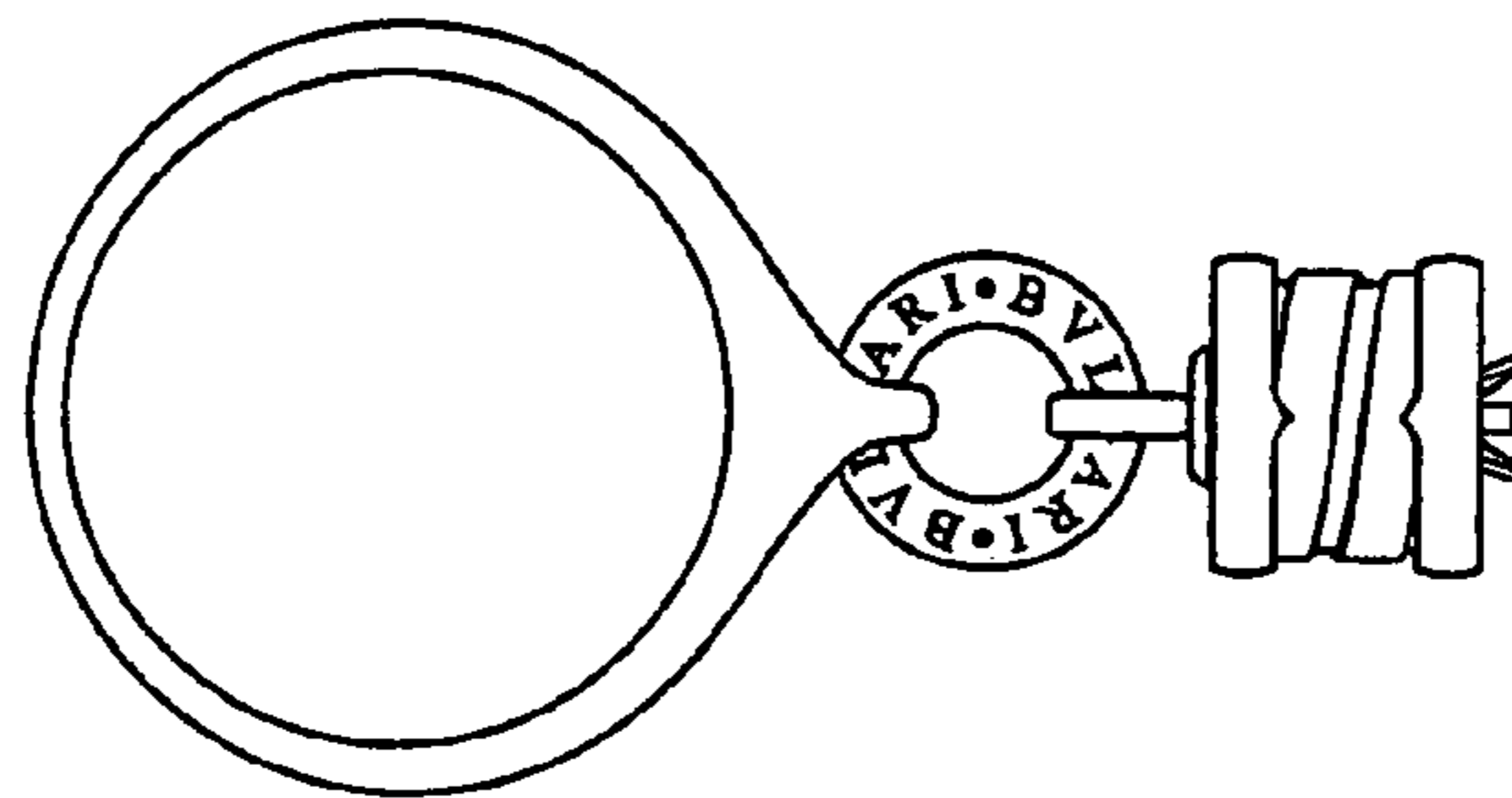


Fig. 5




Fig. 6

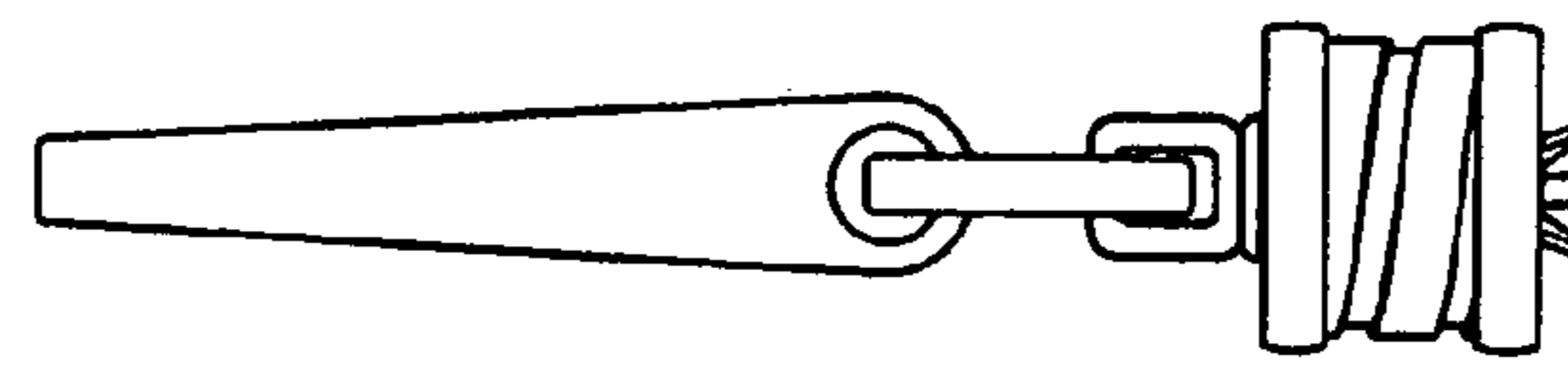


Fig. 7

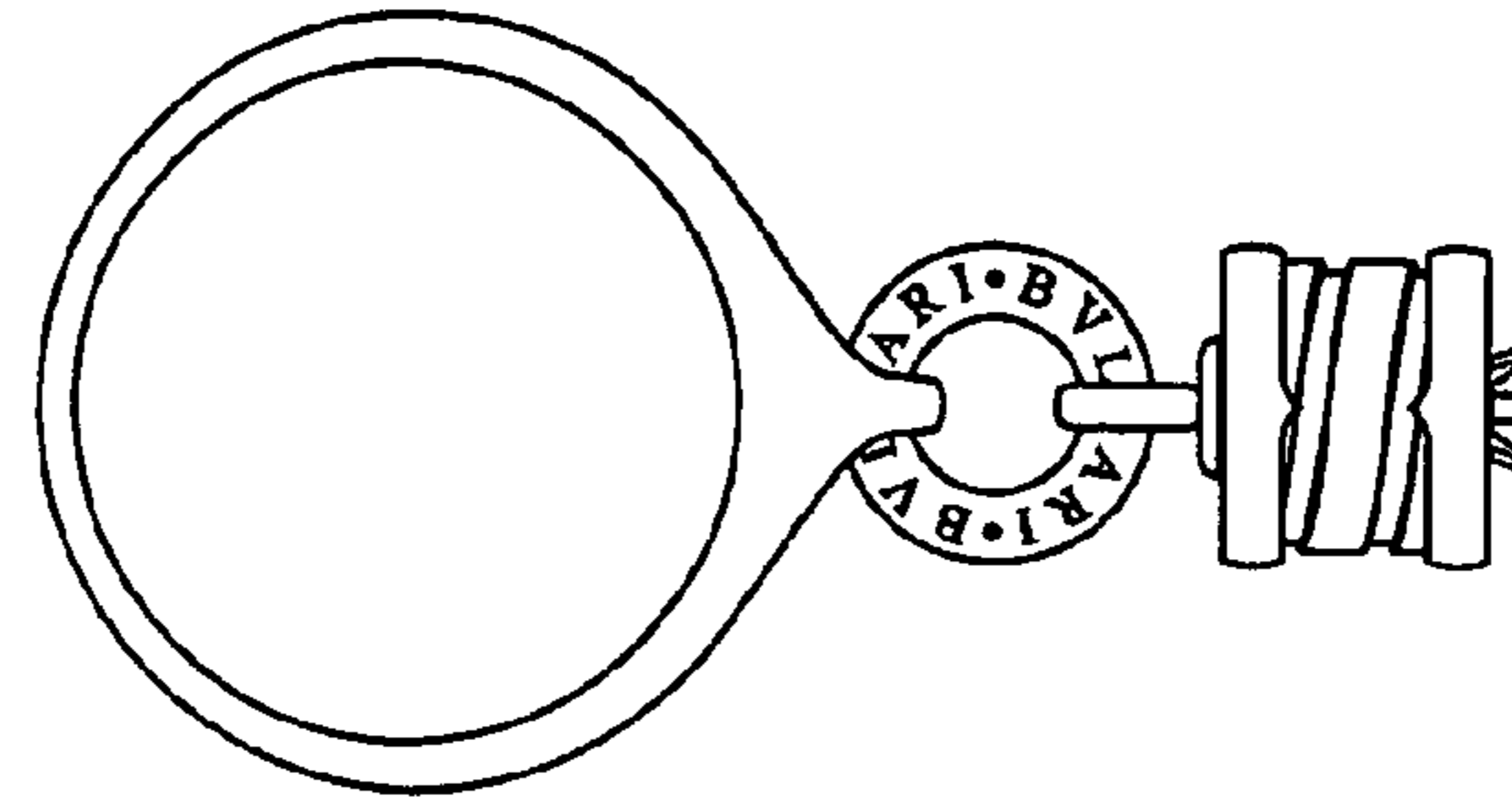


Fig. 8