



US00D567697S

(12) **United States Design Patent**  
**Kitamura**

(10) **Patent No.:** **US D567,697 S**

(45) **Date of Patent:** **\*\* Apr. 29, 2008**

(54) **GOLF JEWELRY MARKER**

(76) Inventor: **Mami Kitamura**, 1603 11th Ave., Apt.  
3-R, Brooklyn, NY (US) 11215-5956

(\*\*) Term: **14 Years**

(21) Appl. No.: **29/291,755**

(22) Filed: **Sep. 13, 2007**

(51) **LOC (8) Cl.** ..... **11-01**

(52) **U.S. Cl.** ..... **D11/3**

(58) **Field of Classification Search** ..... D11/1-8,  
D11/11, 13, 15, 18, 20, 22, 26, 27, 30-39,  
D11/43, 44, 75, 79, 81, 86, 89, 90, 91; 59/78,  
59/79.2; 63/1.11, 3, 3.1, 3.2, 5.1, 5.2, 7.11;  
256/45; 224/164-175; 245/4, 5, 7  
See application file for complete search history.

(56) **References Cited**

**U.S. PATENT DOCUMENTS**

296,022 A \* 4/1884 Langerfeld ..... 63/24  
D105,901 S \* 8/1937 Schwartz ..... D11/80  
D149,472 S \* 5/1948 Chernow ..... D11/87

D156,603 S \* 12/1949 Chernow ..... D11/17  
5,896,184 A \* 4/1999 Lowe et al. .... 63/1.18  
6,865,908 B1 \* 3/2005 Cheng ..... 63/29.1

\* cited by examiner

*Primary Examiner*—Cathron Brooks  
*Assistant Examiner*—Michael A. Pratt

(57) **CLAIM**

The ornamental design for a golf jewelry marker, as shown and described.

**DESCRIPTION**

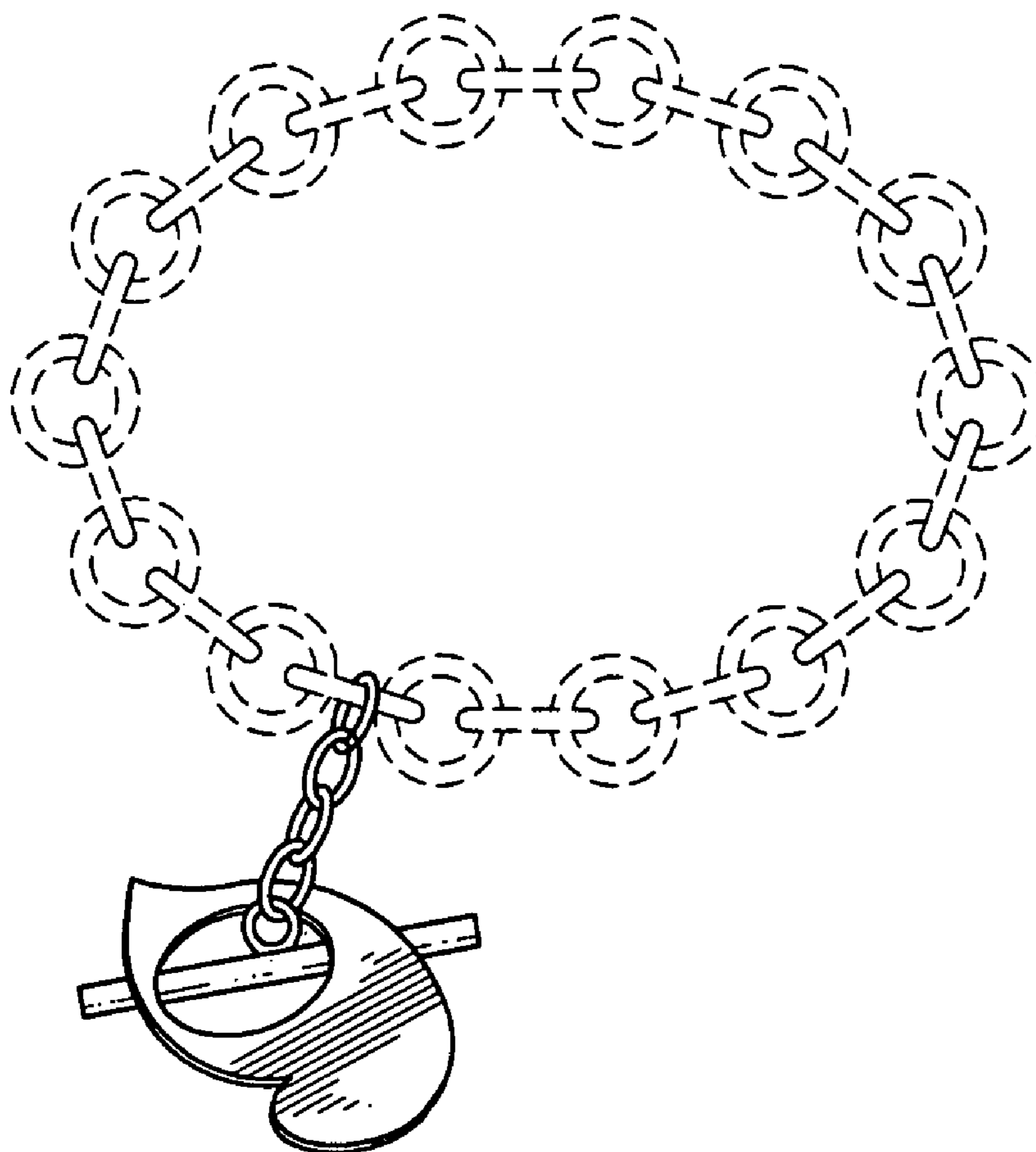
FIG. 1 is a perspective view of a golf jewelry marker showing my new design;

FIG. 2 is a front view thereof; and,

FIG. 3 is a side view thereof, the opposite side view being a mirror image thereof.

The features shown in broken lines in FIGS. 1-3 are shown for illustrative purpose only and form no part of the claimed design.

**1 Claim, 1 Drawing Sheet**



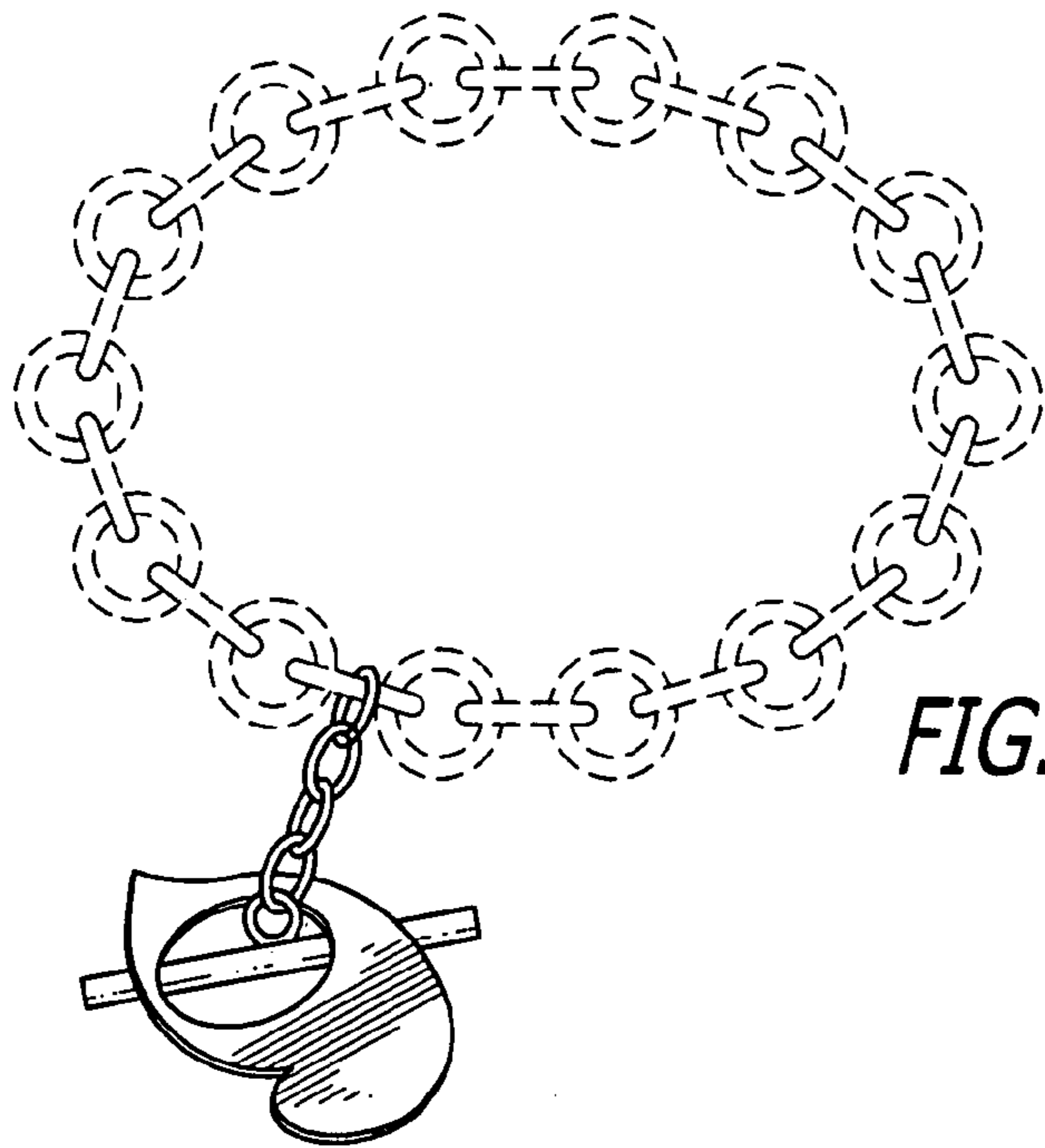


FIG. 1

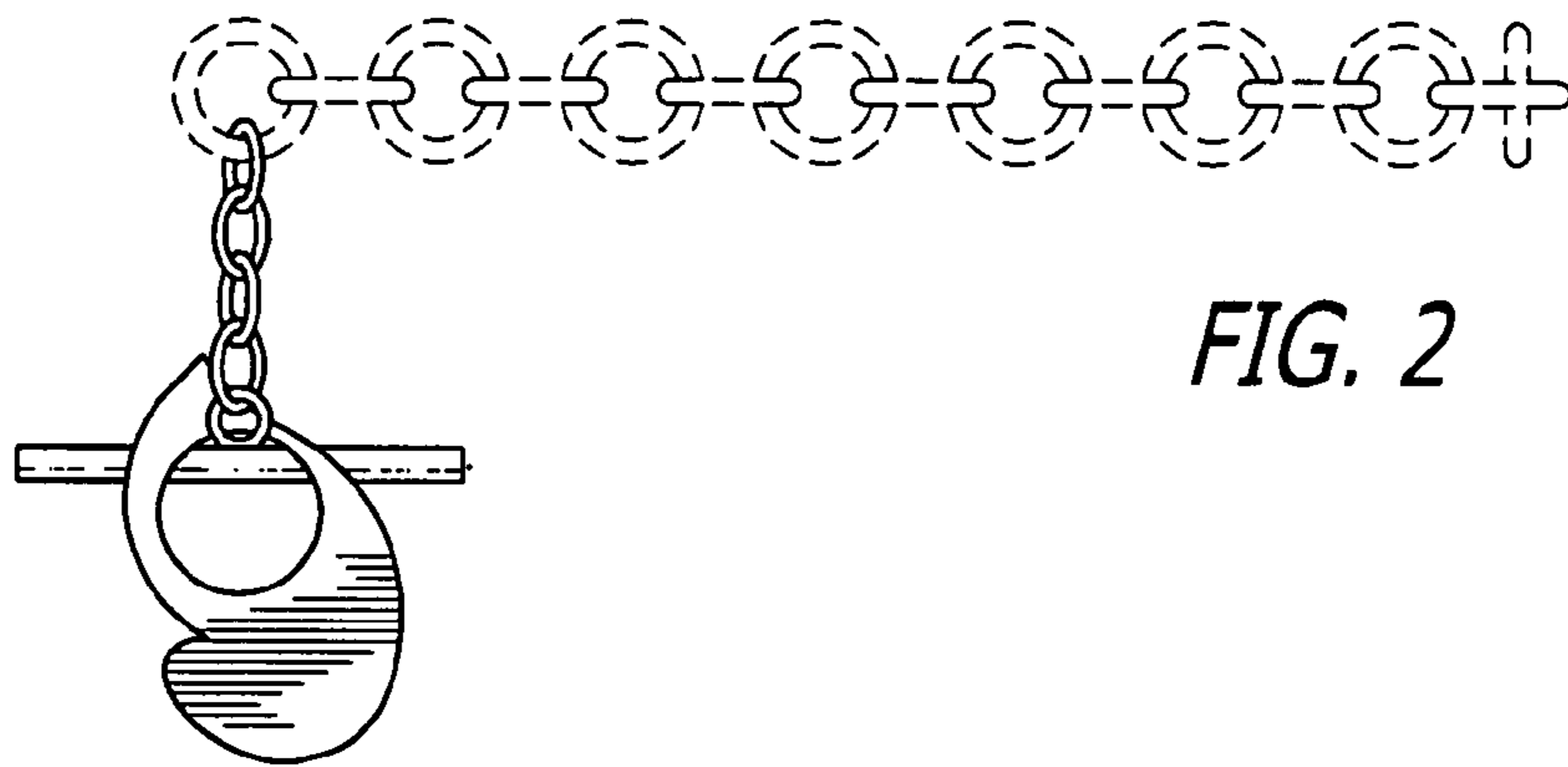


FIG. 2




FIG. 3