



US00D567690S

(12) **United States Design Patent**
Priestly

(10) **Patent No.:** **US D567,690 S**

(45) **Date of Patent:** **** Apr. 29, 2008**

(54) **ANGEL ORNAMENT SMOKE DETECTOR**

(76) **Inventor:** **William J. Priestly**, 810 Nocturne Way,
Toms River, NJ (US) 08755

(**) **Term:** **14 Years**

(21) **Appl. No.:** **29/289,094**

(22) **Filed:** **Jul. 5, 2007**

(51) **LOC (8) Cl.** **10-05**

(52) **U.S. Cl.** **D10/106; D10/116**

(58) **Field of Classification Search** D10/104,
D10/106, 116; D11/128, 129, 117, 121, 125,
D11/122, 137, 162; D13/168; 169/29; 340/628
See application file for complete search history.

(56) **References Cited**

U.S. PATENT DOCUMENTS

D112,578 S *	12/1938	McGuckin	D11/128
2,800,187 A *	7/1957	Lehder	169/26
D246,578 S *	12/1977	White	D10/106
4,904,988 A *	2/1990	Nesbit et al.	340/628
D312,058 S *	11/1990	Vermillion	D11/128
D329,393 S *	9/1992	Hawkins, III	D10/106
D341,331 S *	11/1993	Richards, Jr.	D10/106
D354,015 S *	1/1995	Sims et al.	D10/106
D382,824 S *	8/1997	Motruk	D10/106
D384,303 S *	9/1997	Vige	D11/128

D404,669 S *	1/1999	Welter et al.	D10/106
D405,707 S *	2/1999	Smyth et al.	D10/106
D407,041 S *	3/1999	Bloemer Gerth	D11/128
D417,164 S *	11/1999	Sandoval et al.	D10/106

* cited by examiner

Primary Examiner—Robert M. Spear

Assistant Examiner—George D Kirschbaum

(74) *Attorney, Agent, or Firm*—Michael R. Philips

(57) **CLAIM**

The ornamental design for an angel ornament smoke detector, as shown and described.

DESCRIPTION

FIG. 1 is a front elevation view of the angel ornament smoke detector of the invention.


FIG. 2 is a right side elevation view of the angel ornament smoke detector of FIG. 1.

FIG. 3 is a rear elevation view of the angel ornament smoke detector of FIG. 1; and,

FIG. 4 is a top plan view of the angel ornament smoke detector of FIG. 1.

The broken lines depict unclaimed environmental subject matter.

1 Claim, 2 Drawing Sheets



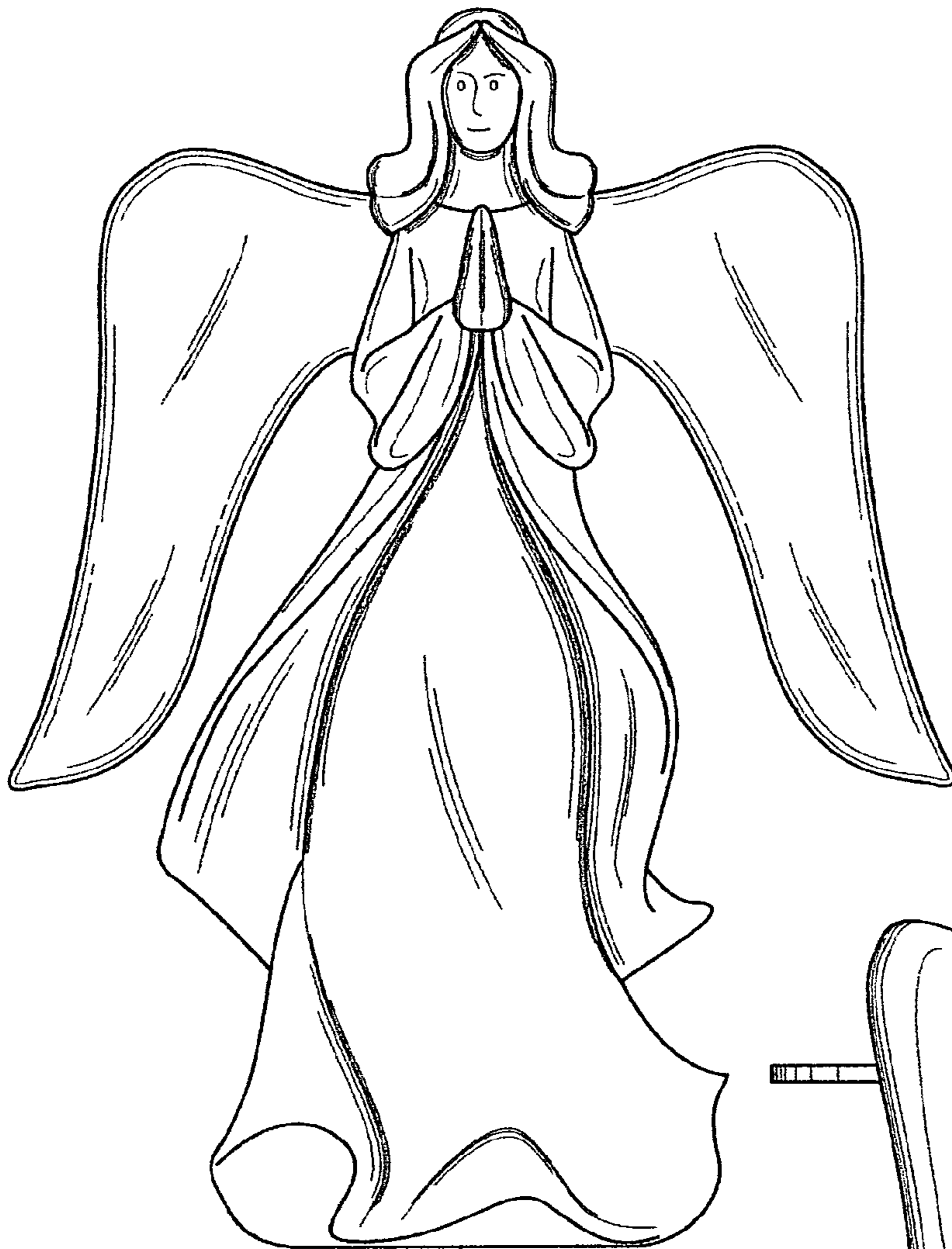


FIG. 1

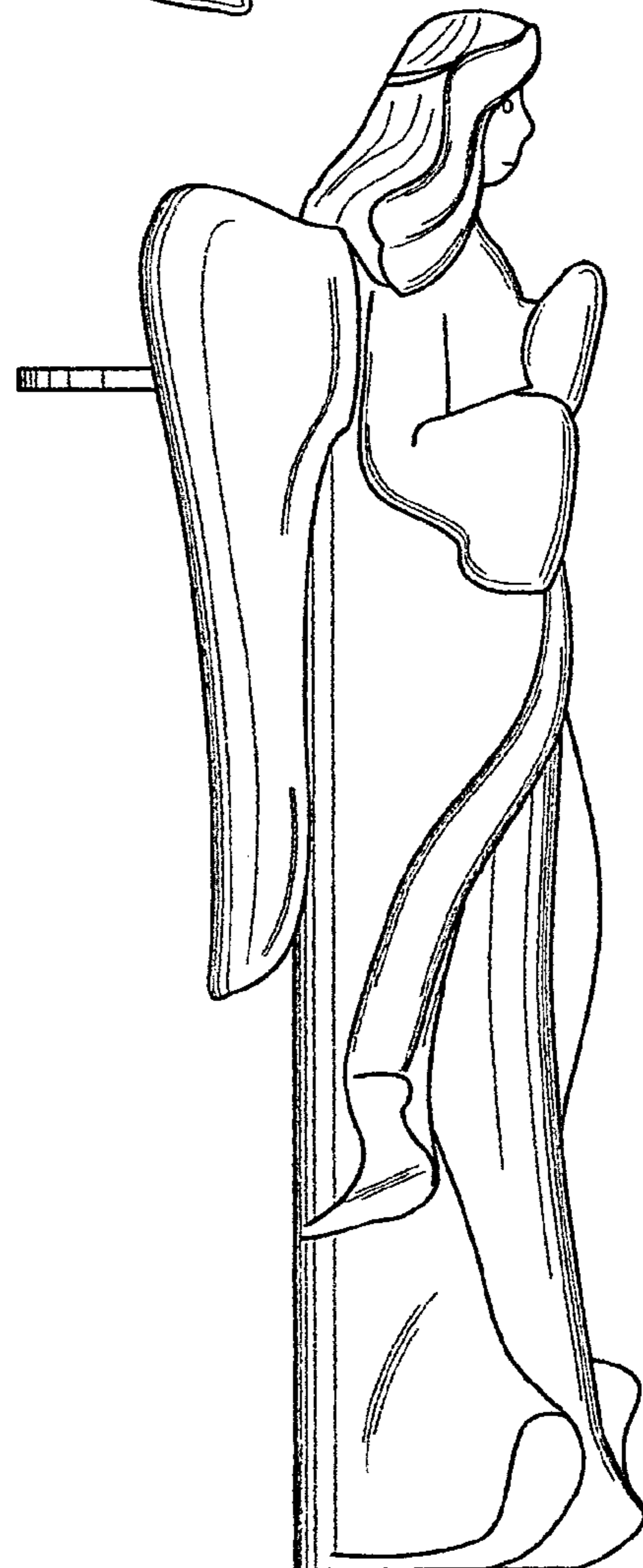


FIG. 2

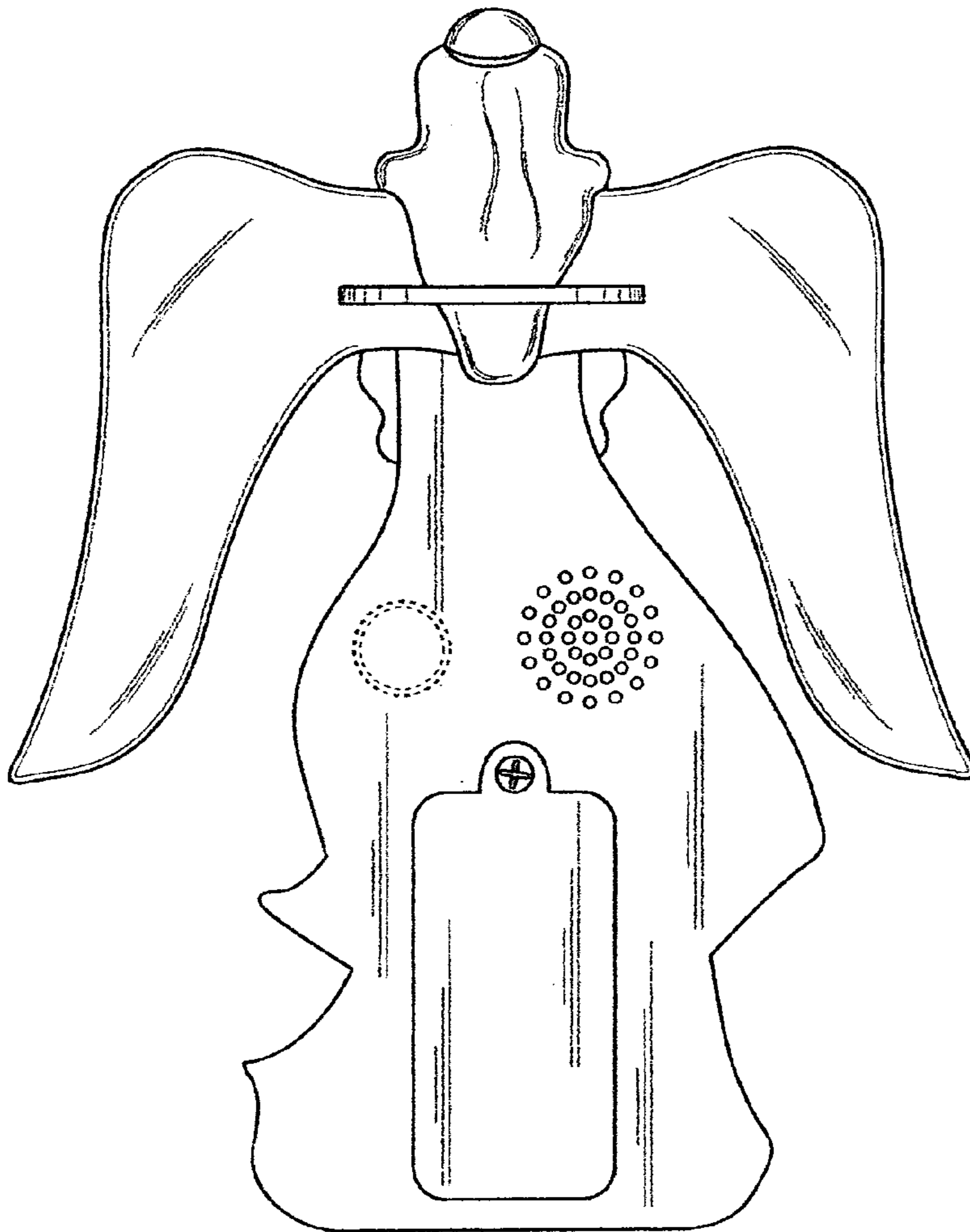


FIG. 3

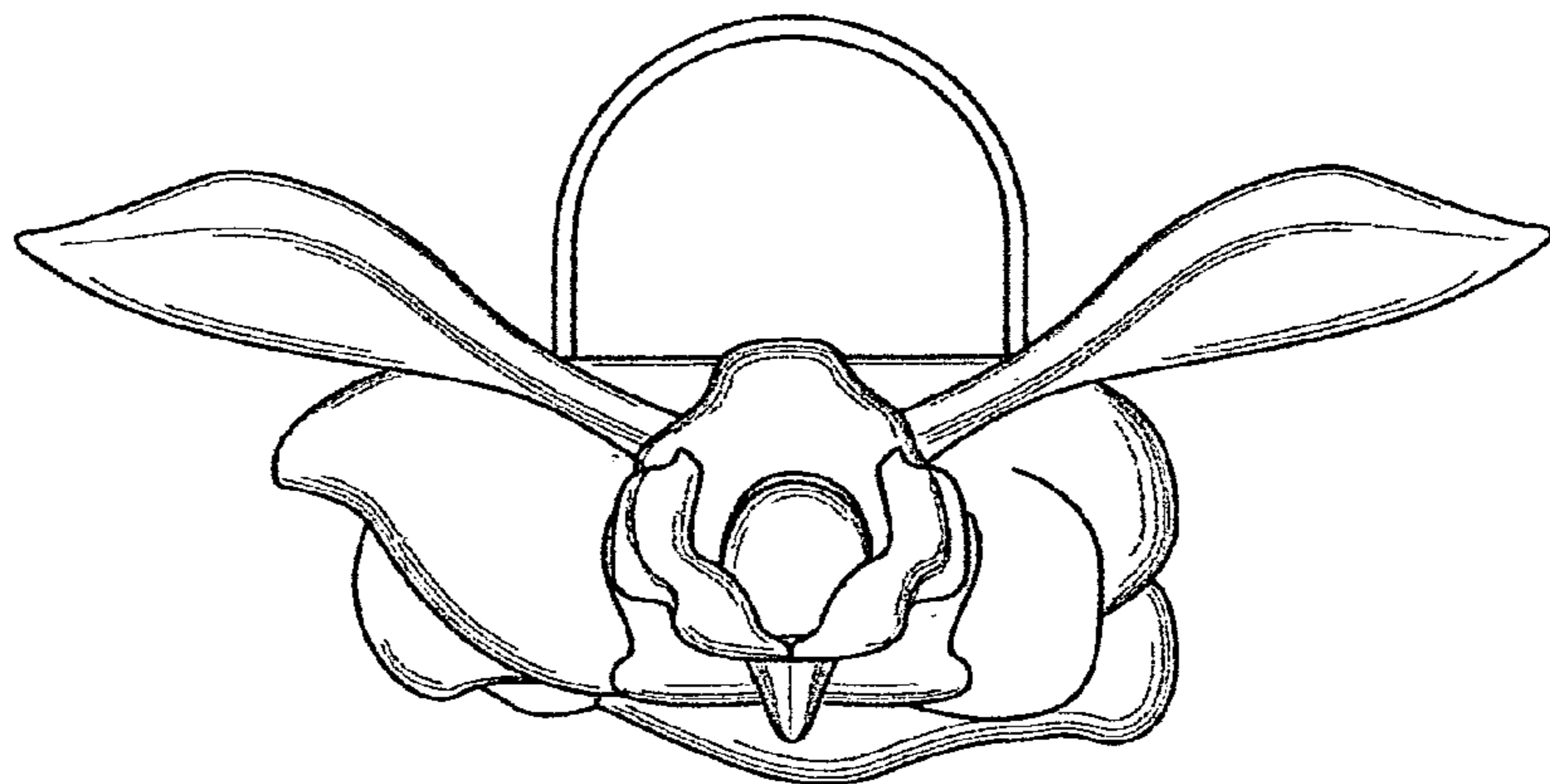


FIG. 4