



US00D567688S

(12) **United States Design Patent**
Chung

(10) **Patent No.:** **US D567,688 S**

(45) **Date of Patent:** **** Apr. 29, 2008**

(54) **LIGHTNING ROD**

(75) Inventor: **Young-Ki Chung**, 102-1404, Samsung
Apt. 374, Dangsang-dong,
Yeongdeungpo-gu, Seoul (KR) 150-040

(73) Assignee: **Young-Ki Chung** (KR)

(**) Term: **14 Years**

(21) Appl. No.: **29/266,866**

(22) Filed: **Sep. 29, 2006**

(30) **Foreign Application Priority Data**

Aug. 2, 2006 (KR) 30-2006-0032245

(51) **LOC (8) Cl.** **10-05**

(52) **U.S. Cl.** **D10/105**

(58) **Field of Classification Search** D10/104-121;
361/220; 174/3, 33

See application file for complete search history.

(56) **References Cited**

U.S. PATENT DOCUMENTS

- D305,104 S * 12/1989 Heary D10/105
- D375,272 S * 11/1996 Heary D10/105
- D487,028 S * 2/2004 Chung D10/105
- 6,815,606 B1 * 11/2004 Chung 174/3
- D502,658 S * 3/2005 Chung D10/105

- D502,659 S * 3/2005 Chung D10/105
- D511,115 S * 11/2005 Chung et al. D10/105
- 2004/0105211 A1 * 6/2004 Chung 361/220

* cited by examiner

Primary Examiner—Robert M. Spear

Assistant Examiner—George D Kirschbaum

(74) *Attorney, Agent, or Firm*—Kenyon & Kenyon LLP

(57) **CLAIM**

The ornamental design for a lightning rod, as shown and described.

DESCRIPTION

FIG. 1 is a front perspective view of a lightning rod showing our new design;

FIG. 2 is a front view thereof;

FIG. 3 is a back view thereof;

FIG. 4 is a left side view thereof;

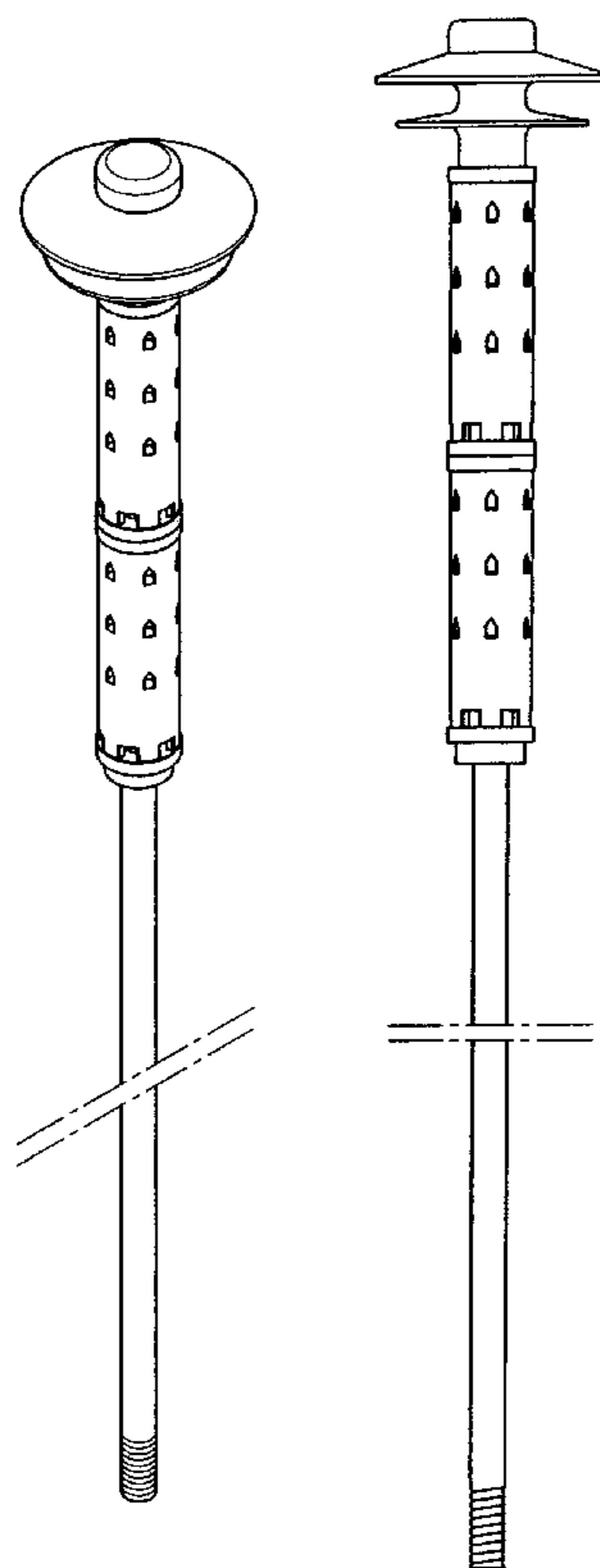
FIG. 5 is a right side view thereof;

FIG. 6 is a top view thereof; and,

FIG. 7 is a bottom view thereof.

The broken lines in the drawings show the lightning rod shaft broken away to indicate it has no specific length.

1 Claim, 6 Drawing Sheets



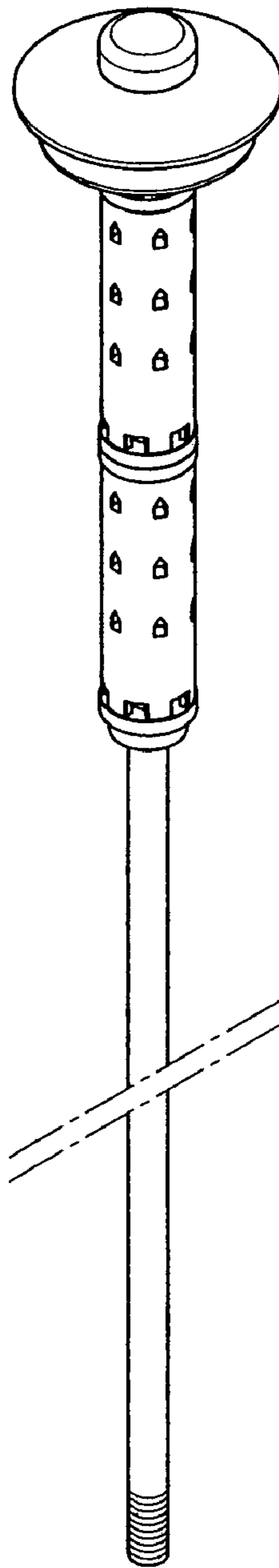


FIG. 1

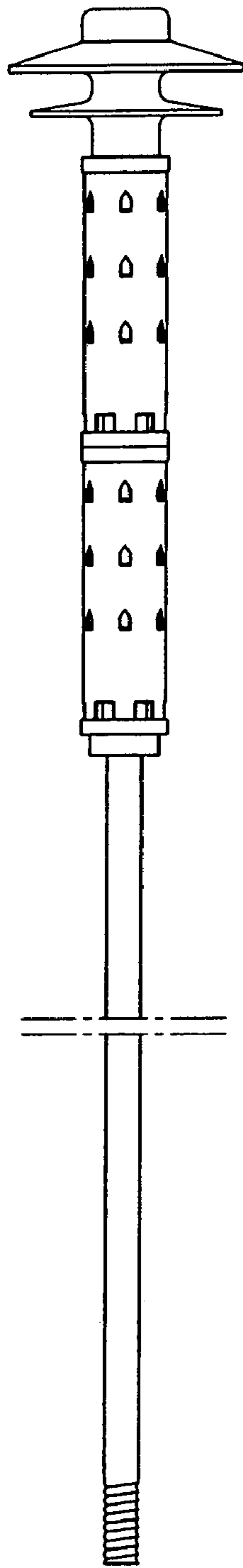


FIG. 2

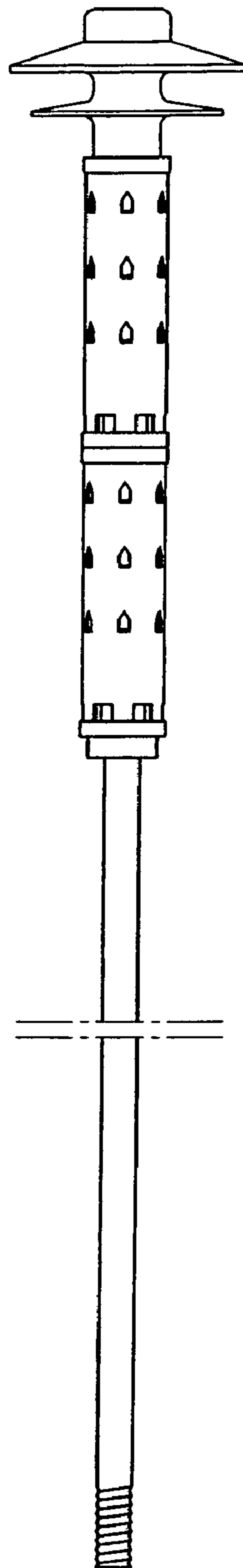


FIG. 3

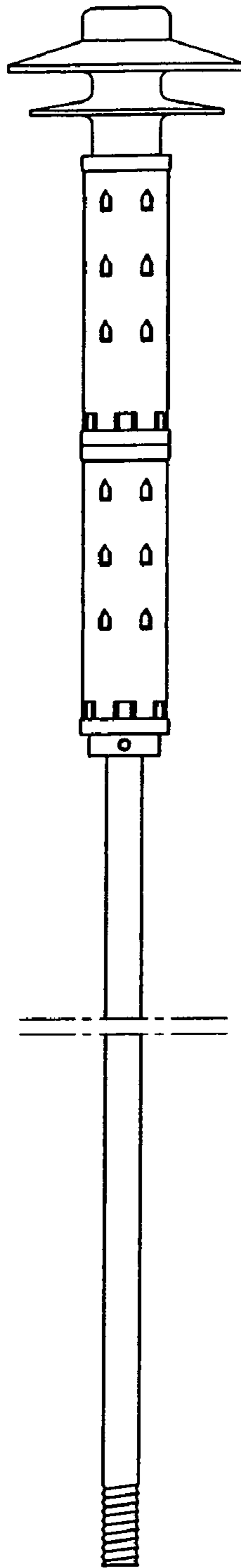


FIG. 4

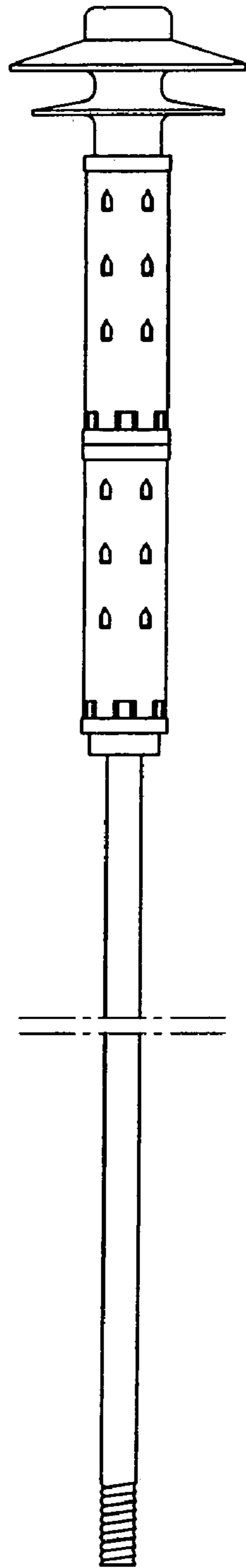


FIG. 5

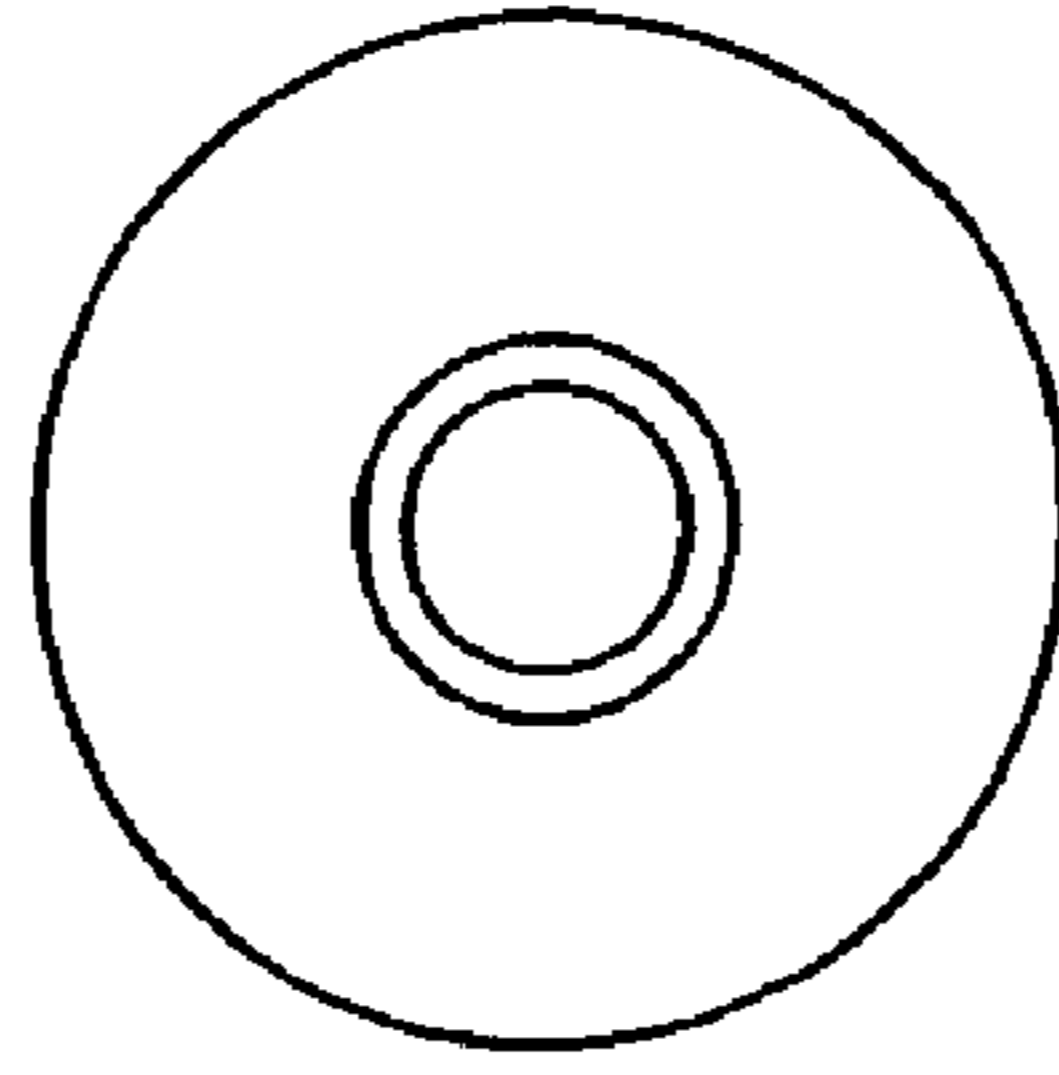


FIG. 6

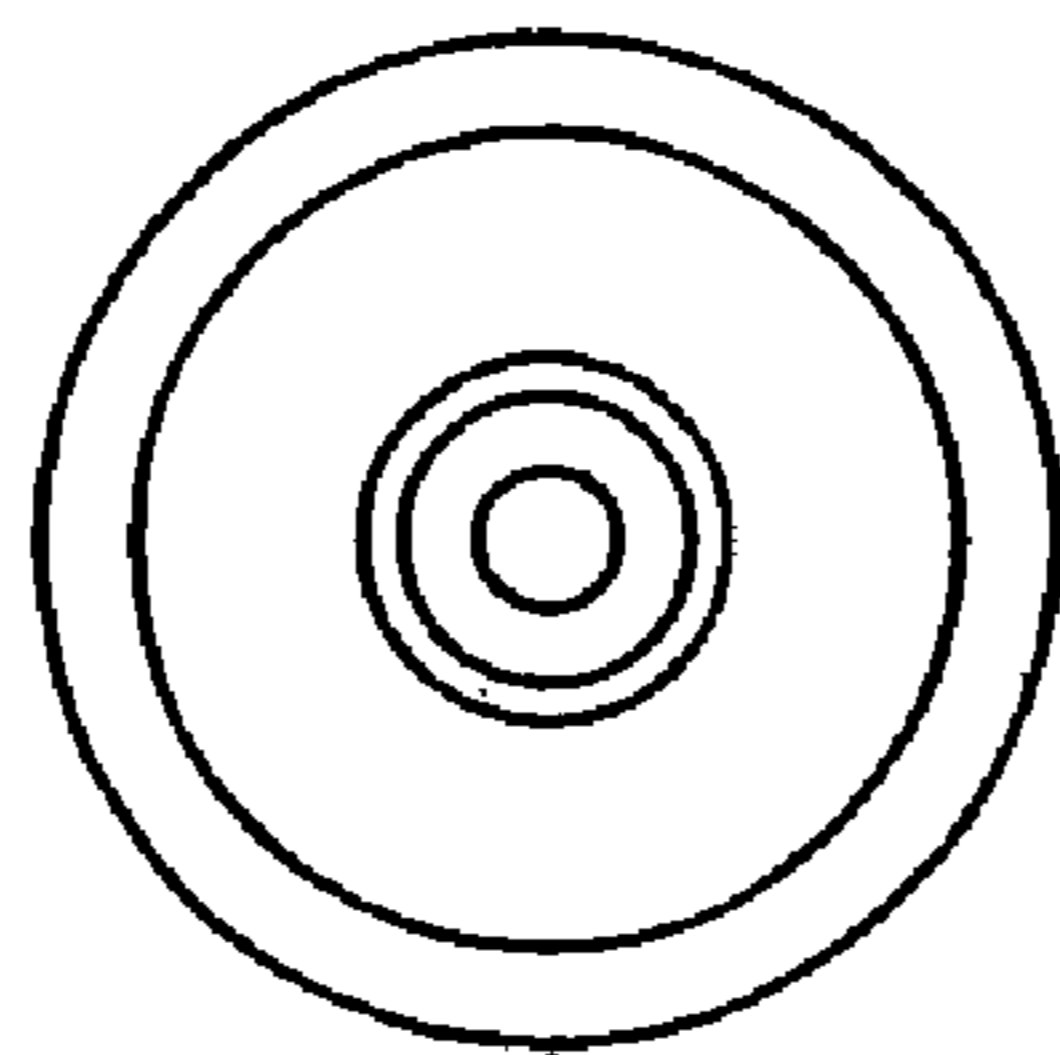


FIG. 7