



US00D567674S

(12) **United States Design Patent**  
**Lassigne**

(10) **Patent No.:** **US D567,674 S**

(45) **Date of Patent:** **\*\* Apr. 29, 2008**

(54) **COMBINED WATCH CASE AND BRACELET**

(76) Inventor: **Patrick Joseph Lassigne**, 23, chemim  
des Villarets, 2036 Cormondrèche (CH)

(\*\*) Term: **14 Years**

(21) Appl. No.: **29/258,397**

(22) Filed: **Apr. 20, 2006**

(30) **Foreign Application Priority Data**

Nov. 1, 2005 (WO) ..... DM/067 142

(51) **LOC (8) Cl.** ..... **10-02**

(52) **U.S. Cl.** ..... **D10/31; D10/32**

(58) **Field of Classification Search** ..... D10/30-39;  
368/276, 277, 281, 282, 285, 80, 223, 228,  
368/232; D11/3, 12, 17, 13, 14; 224/164;  
63/3, 3.1, 4

See application file for complete search history.

(56) **References Cited**

**U.S. PATENT DOCUMENTS**

- D172,122 S \* 5/1954 Armbrust ..... D11/15
- D175,874 S \* 10/1955 Armbrust ..... D11/13
- D396,652 S \* 8/1998 Voegeli ..... D10/32
- D430,495 S \* 9/2000 Wunderman ..... D10/32
- D431,786 S \* 10/2000 Bodino ..... D10/32
- D445,040 S \* 7/2001 Bodino ..... D10/32
- D446,461 S \* 8/2001 Wunderman ..... D10/32
- D447,703 S \* 9/2001 Bodino ..... D10/32

- D457,814 S \* 5/2002 Bodino ..... D10/32
- D472,160 S \* 3/2003 Modolo ..... D10/32
- D472,161 S \* 3/2003 Lassigne ..... D10/32
- D488,076 S \* 4/2004 Lassigne ..... D10/32
- D491,475 S \* 6/2004 Modolo ..... D10/32
- D508,654 S \* 8/2005 Tada ..... D10/32
- D509,757 S \* 9/2005 Mok ..... D10/32
- D533,467 S \* 12/2006 Modolo ..... D10/31
- D535,199 S \* 1/2007 Lassigne ..... D10/32

\* cited by examiner

*Primary Examiner*—Lucy Lieberman

(74) *Attorney, Agent, or Firm*—McGlew and Tuttle, P.C.

(57) **CLAIM**

The ornamental design for a combined watch case and bracelet, as shown and described.

**DESCRIPTION**

FIG. 1 is a top view of a combined watch case and bracelet showing my new design;

FIG. 2 is a bottom view thereof;

FIG. 3 is a perspective view thereof;

FIG. 4 is a right side view thereof;


FIG. 5 is a front view thereof;

FIG. 6 is a left side view thereof; and,


FIG. 7 is a rear view thereof.

**1 Claim, 2 Drawing Sheets**






*Fig. 1*




*Fig. 2*




*Fig. 3*




*Fig. 4*



*Fig. 5*



*Fig. 6*



*Fig. 7*