



US00D567666S

(12) **United States Design Patent** (10) **Patent No.:** **US D567,666 S**
Hessmer et al. (45) **Date of Patent:** **** Apr. 29, 2008**

(54) **FRAGRANCE BOTTLE** D546,690 S * 7/2007 Rashid D9/522

(75) Inventors: **Jean Hessmer**, New York, NY (US);
Diane Kim, New York, NY (US);
Elizabeth Bogert, Croton On Hudson,
NY (US)

FOREIGN PATENT DOCUMENTS

EM	141759-2	3/2004
EM	324835-4	4/2005
EM	326343-1	4/2005
EM	490438-1	3/2006
EM	490438-2	3/2006
EM	522842-2	5/2006

(73) Assignee: **Gabrielle Studio, Inc.**, Carlstadt, NJ
(US)

(**) Term: **14 Years**

(Continued)

(21) Appl. No.: **29/295,269**

OTHER PUBLICATIONS

(22) Filed: **Sep. 25, 2007**

Women's Wear Daily (WWDFriday), The Retailers' Daily News-
paper, Apr. 20, 2007, p. 7, vol. 193, No. 84, Fairchild Fashion
Group.

(51) **LOC (8) Cl.** **09-01**

(52) **U.S. Cl.** **D9/686; D9/689**

(58) **Field of Classification Search** D9/682-689,
D9/504, 516-575; 215/379, 382; 220/376,
220/377, 662, 665, 669

Primary Examiner—Catherine Tuttle
(74) *Attorney, Agent, or Firm*—Cynthia R. Miller

See application file for complete search history.

(57) **CLAIM**

(56) **References Cited**

The ornamental design for a fragrance bottle, substantially
as shown and described.

U.S. PATENT DOCUMENTS

DESCRIPTION

D172,852 S	8/1954	Van Koert	
D177,774 S	5/1956	Stroup	
D182,169 S *	2/1958	DuPree	D7/317
D183,939 S *	11/1958	Loewy	D9/739
D196,455 S	10/1963	Stern	
D205,732 S	9/1966	Gould	
D268,988 S	5/1983	Hirsh	
D352,241 S *	11/1994	Shiokawa	D9/523
D371,969 S *	7/1996	Cabo et al.	D9/548
D390,117 S	2/1998	Kan et al.	
D425,785 S *	5/2000	Hirato et al.	D9/689
D459,211 S *	6/2002	McGuinness	D9/689
D468,057 S *	12/2002	Cloix	D28/76
D469,017 S	1/2003	Mauro	
D469,694 S	2/2003	Lerolle	
D477,535 S	7/2003	Thorpe	
D484,058 S	12/2003	Lerolle	
D505,626 S	5/2005	Lerolle	
D512,938 S	12/2005	Morris et al.	

FIG. 1 is a top, front, left side perspective view of our new
design for a fragrance bottle;

FIG. 2 is a left side elevational view of the fragrance bottle
shown in FIG. 1, the right elevational view being a mirror
image thereof;

FIG. 3 is a front elevational view of the fragrance bottle
shown in FIG. 1;

FIG. 4 is a rear elevational view of the fragrance bottle
shown in FIG. 1;

FIG. 5 is a top plan view of the fragrance bottle shown in
FIG. 1; and,

FIG. 6 is a bottom plan view of the fragrance bottle shown
in FIG. 1.

1 Claim, 4 Drawing Sheets



US D567,666 S

Page 2

FOREIGN PATENT DOCUMENTS					
			WO	DM/052244	* 5/2000
			WO	DM/052885	* 5/2000
			WO	DM/053980	* 11/2000
			WO	DM/054485	* 12/2000
			WO	DM/055715	* 4/2001
			WO	DM/058874	* 12/2001
			WO	DM/059325	* 12/2001
			WO	DM/058689	* 1/2002
			WO	DM/059693	* 2/2002
			WO	DM/063927	* 6/2003
			WO	DM/064636	* 10/2003
			WO	DM/066421	* 3/2005
			WO	DM/067639	* 3/2006
			WO	DM/068064	* 6/2006
			* cited by examiner		
EM	551163-1	6/2006			
EM	648373-1	1/2007			
EM	651021-11	1/2007			
EM	651526-2	1/2007			
WO	DM/012633	* 1/1989			
WO	DM/016571	* 6/1989			
WO	DM/035954	* 3/1996			
WO	DM/040051	* 5/1997			
WO	DM/050099	* 5/1999			
WO	DM/050146	* 11/1999			
WO	DM/049997	* 12/1999			
WO	DM/051310	* 1/2000			
WO	DM/051446	* 2/2000			
WO	DM/051826	* 4/2000			

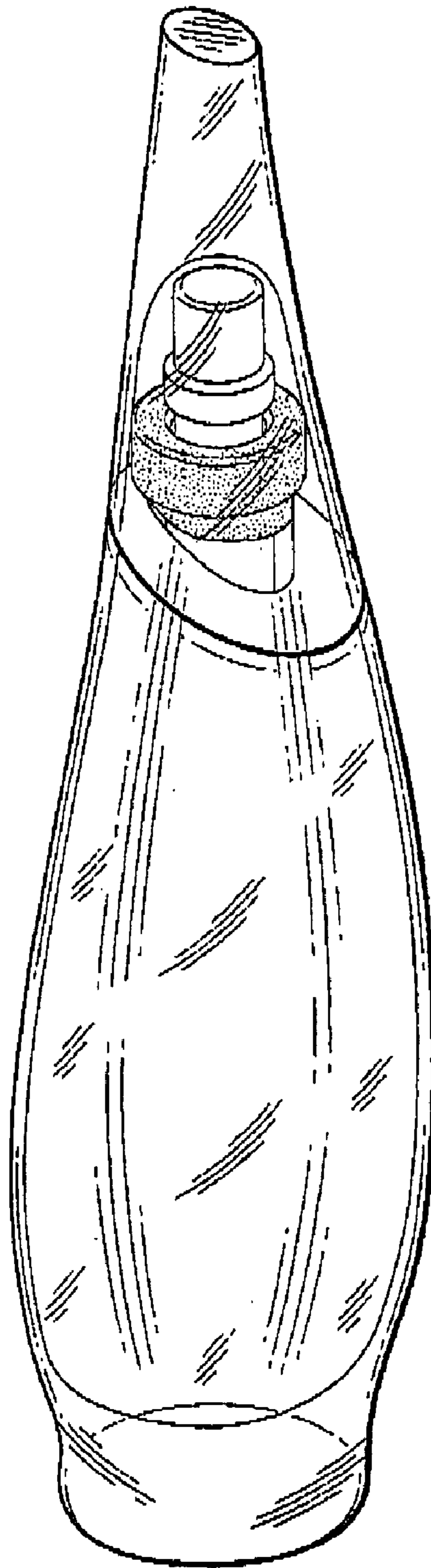


FIG. 1

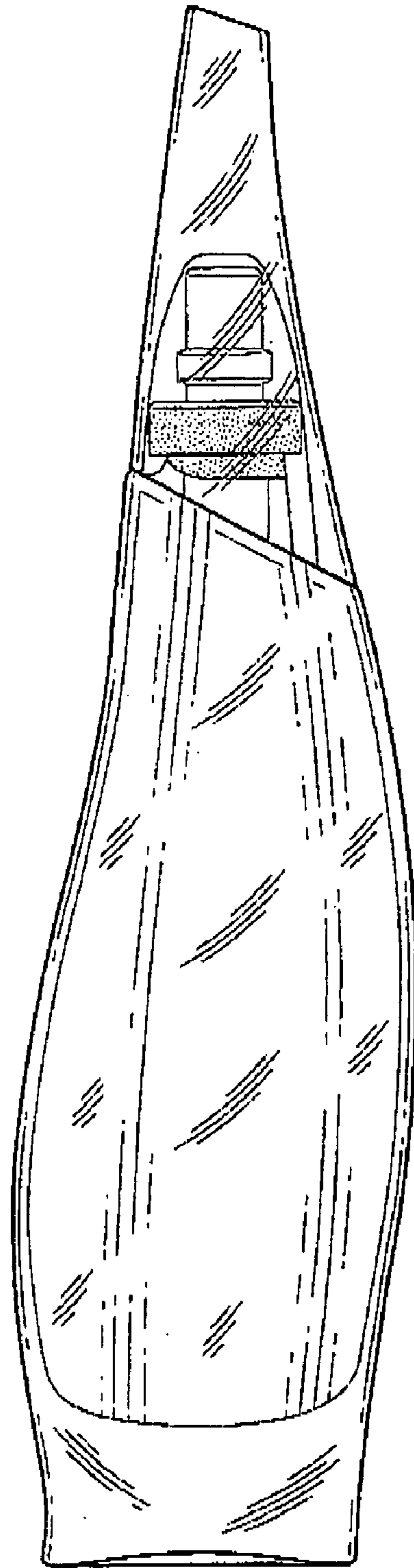


FIG. 2

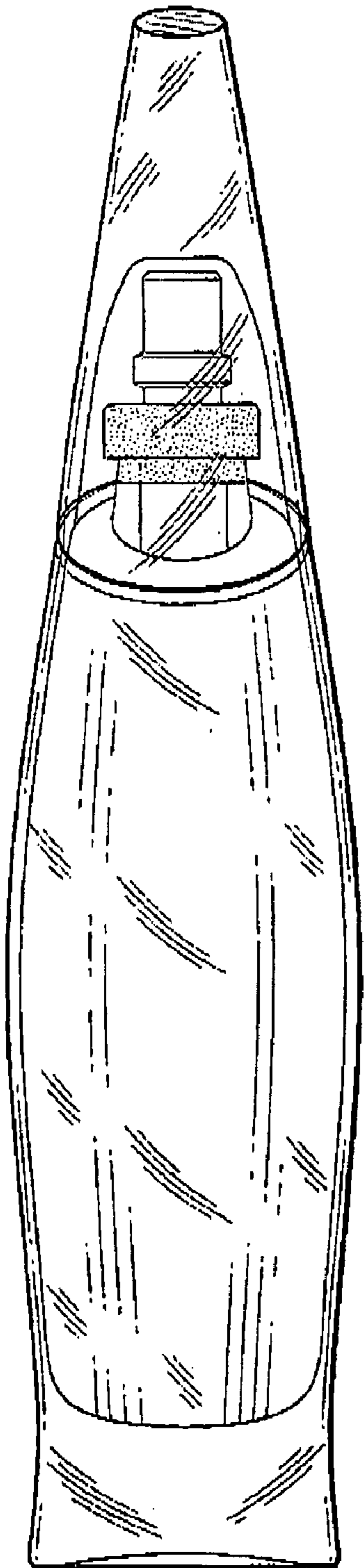


FIG. 3

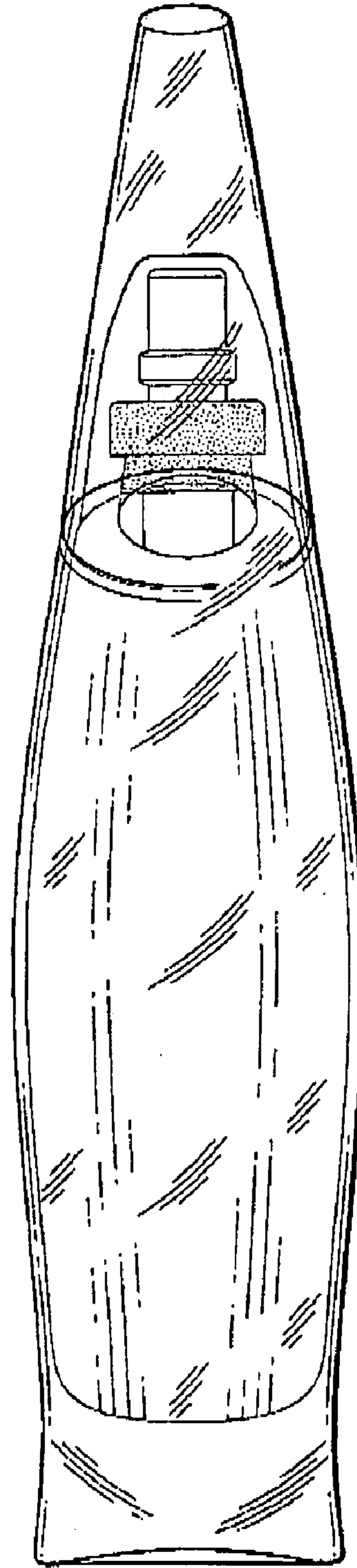


FIG. 4

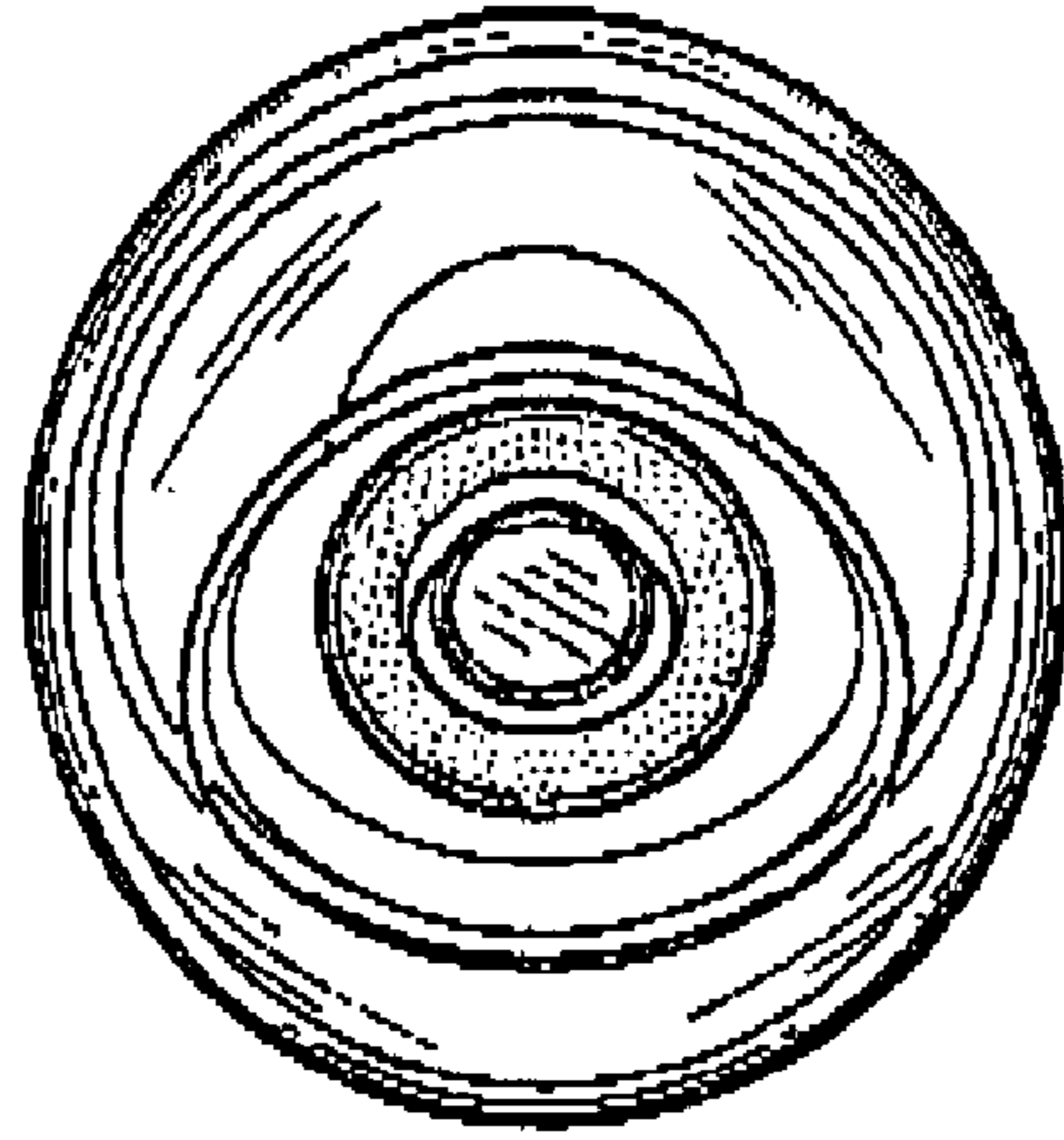


FIG. 5

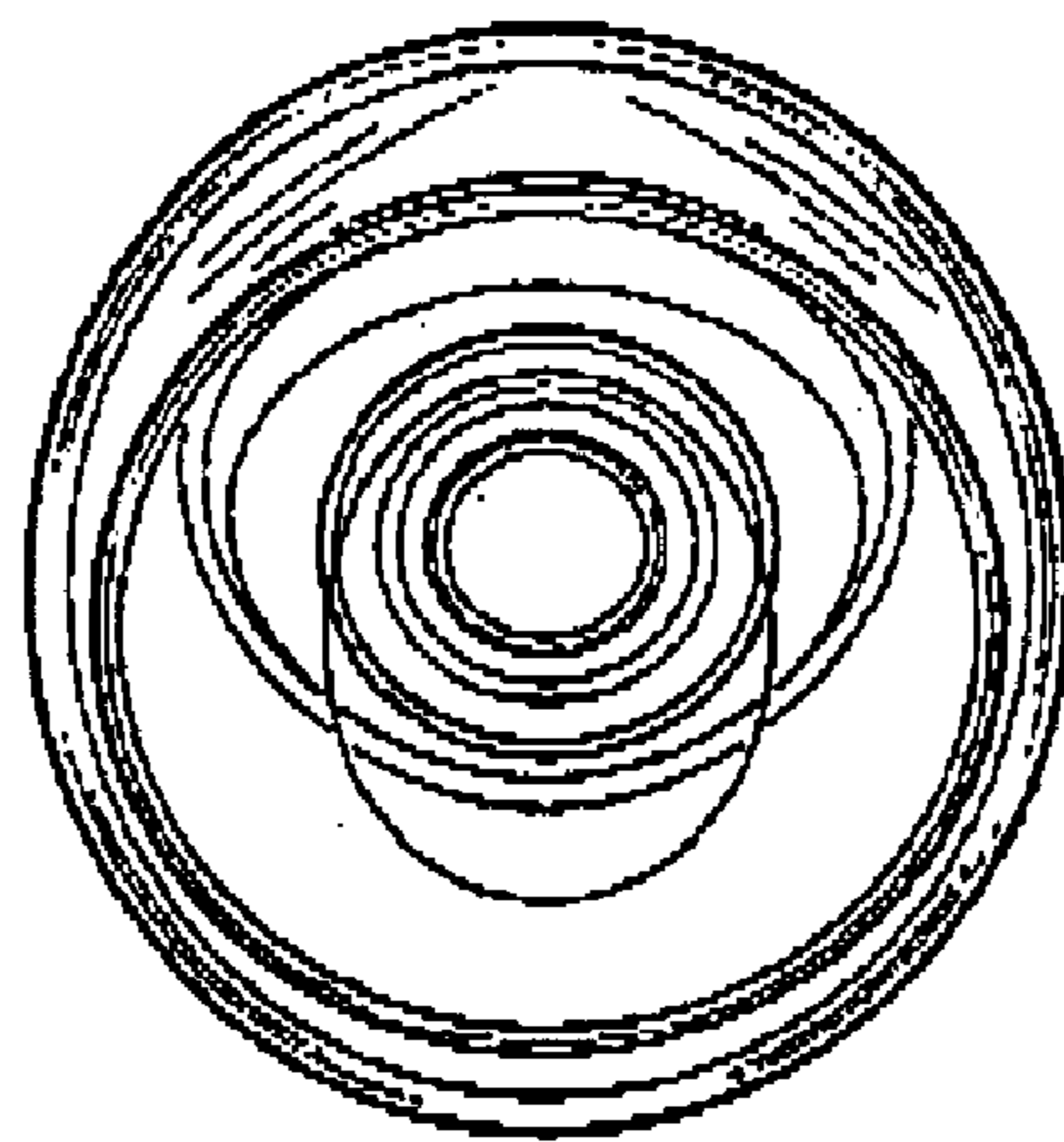


FIG. 6